

# PTFIX 10/6X4-G GY - Distribution block



3273988

<https://www.phoenixcontact.com/us/products/3273988>

Please be informed that the data shown in this PDF document is generated from our online catalog. Please find the complete data in the user documentation. Our general terms of use for downloads are valid.



Distribution block, Basic terminal block with supply, nom. voltage: 450 V, nominal current: 32 A, number of connections: 7, connection method: Push-in connection, Rated cross section: 4 mm<sup>2</sup>, Load contact, cross section: 0.2 mm<sup>2</sup> - 6 mm<sup>2</sup>, Push-in connection, Line contact, Rated cross section: 10 mm<sup>2</sup>, cross section: 0.5 mm<sup>2</sup> - 10 mm<sup>2</sup>, mounting type: adhesive, color: gray

## Commercial data

|                                      |               |
|--------------------------------------|---------------|
| Item number                          | 3273988       |
| Packing unit                         | 8 pc          |
| Minimum order quantity               | 8 pc          |
| Sales key                            | BE09          |
| Product key                          | BEA122        |
| GTIN                                 | 4055626668345 |
| Weight per piece (including packing) | 24.13 g       |
| Weight per piece (excluding packing) | 23.56 g       |
| Customs tariff number                | 85369010      |
| Country of origin                    | PL            |

# PTFIX 10/6X4-G GY - Distribution block



3273988

<https://www.phoenixcontact.com/us/products/3273988>

## Technical data

### Notes

#### General

|      |  |
|------|--|
| Note | For power distribution applications, IEC 60364-4-43.2008; modified + corrigendum Okt. 2008 (DIN VDE 0100-430:2010-10) section 433.2 ff must be observed! |
|------|--|

### Product properties

|                       |                            |
|-----------------------|----------------------------|
| Product type          | Distributor terminal block |
| Number of connections | 7                          |
| Number of rows        | 1                          |

#### Insulation characteristics

|                      |     |
|----------------------|-----|
| Overvoltage category | III |
| Degree of pollution  | 3   |

### Electrical properties

|   |        |
|---|--------|
| Rated surge voltage                             | 6 kV   |
| Maximum power dissipation for nominal condition | 1.02 W |

### Connection data

|                                 |                   |
|---------------------------------|-------------------|
| Service Entrance                | yes               |
| Number of connections per level | 7                 |
| Nominal cross section           | 4 mm <sup>2</sup> |
| Rated cross section AWG         | 12                |

#### Load contact

|   |  |
|---|--|
| Connection method   | Push-in connection   |
| Stripping length  | 10 mm ... 12 mm  |
| Internal cylindrical gage   | A4   |
| Connection in acc. with standard  | IEC 60998-2-2  |
| Conductor cross-section rigid   | 0.2 mm <sup>2</sup> ... 6 mm <sup>2</sup>  |
| Cross section AWG   | 24 ... 10 (converted acc. to IEC)  |
| Conductor cross-section flexible  | 0.2 mm <sup>2</sup> ... 6 mm <sup>2</sup>  |
| Conductor cross-section, flexible [AWG]   | 24 ... 10 (converted acc. to IEC)  |
| Conductor cross-section flexible (ferrule without plastic sleeve)                         | 0.2 mm <sup>2</sup> ... 4 mm <sup>2</sup>  |
| Flexible conductor cross-section (ferrule with plastic sleeve)                            | 0.2 mm <sup>2</sup> ... 4 mm <sup>2</sup>  |
| 2 conductors with the same cross section, flexible, with TWIN ferrule with plastic sleeve | 0.5 mm <sup>2</sup> ... 1 mm <sup>2</sup>  |
| Nominal cross section   | 4 mm <sup>2</sup>  |
| Nominal current   | 32 A   |
| Maximum load current  | 41 A (with 6 mm <sup>2</sup> conductor connection)                                     |
| Maximum total current   | 63 A (The maximum load current of the individual terminal point must not be exceeded.) |

# PTFIX 10/6X4-G GY - Distribution block



3273988

<https://www.phoenixcontact.com/us/products/3273988>

|                 |       |
|-----------------|-------|
| Nominal voltage | 450 V |
|-----------------|-------|

## Line contact

|   |  |
|---|--|
| Connection method   | Push-in connection   |
| Stripping length  | 12 mm ... 14 mm  |
| Internal cylindrical gage   | A5   |
| Connection in acc. with standard  | IEC 60998-2-2  |
| Conductor cross-section rigid   | 0.5 mm <sup>2</sup> ... 10 mm <sup>2</sup>   |
| Cross section AWG   | 24 ... 10 (converted acc. to IEC)  |
| Conductor cross-section flexible  | 0.5 mm <sup>2</sup> ... 10 mm <sup>2</sup>   |
| Conductor cross-section, flexible [AWG]   | 24 ... 10 (converted acc. to IEC)  |
| Conductor cross-section flexible (ferrule without plastic sleeve)                         | 0.5 mm <sup>2</sup> ... 10 mm <sup>2</sup>   |
| Flexible conductor cross-section (ferrule with plastic sleeve)                            | 0.5 mm <sup>2</sup> ... 10 mm <sup>2</sup>   |
| 2 conductors with the same cross section, flexible, with TWIN ferrule with plastic sleeve | 0.75 mm <sup>2</sup> ... 2.5 mm <sup>2</sup>   |
| Nominal cross section   | 10 mm <sup>2</sup>   |
| Nominal current   | 57 A   |
| Maximum load current  | 57 A (with 10 mm <sup>2</sup> conductor cross-section)                                 |
| Maximum total current   | 63 A (The maximum load current of the individual terminal point must not be exceeded.) |
| Nominal voltage   | 450 V  |

## Load contact Connection cross sections directly pluggable

|   |  |
|---|--|
| Conductor cross-section rigid                                     | 0.5 mm <sup>2</sup> ... 6 mm <sup>2</sup>  |
| Conductor cross-section, rigid [AWG]                              | 20 ... 10 (converted acc. to IEC)          |
| Conductor cross-section flexible (ferrule without plastic sleeve) | 0.75 mm <sup>2</sup> ... 4 mm <sup>2</sup> |
| Flexible conductor cross-section (ferrule with plastic sleeve)    | 0.5 mm <sup>2</sup> ... 4 mm <sup>2</sup>  |

## Line contact Connection cross sections directly pluggable

|   |  |
|---|--|
| Conductor cross-section rigid                                     | 1.5 mm <sup>2</sup> ... 10 mm <sup>2</sup> |
| Conductor cross-section flexible (ferrule without plastic sleeve) | 2.5 mm <sup>2</sup> ... 10 mm <sup>2</sup> |
| Flexible conductor cross-section (ferrule with plastic sleeve)    | 1.5 mm <sup>2</sup> ... 10 mm <sup>2</sup> |

## Dimensions

|        |         |
|--------|---------|
| Width  | 27.9 mm |
| Height | 28.6 mm |
| Depth  | 22.7 mm |

## Material specifications

|  |                 |
|--|-----------------|
| Color  | gray (RAL 7042) |
| Flammability rating according to UL 94                           | V0              |
| Insulating material group  | I               |
| Insulating material  | PA              |
| Static insulating material application in cold                   | -60 °C          |
| Relative insulation material temperature index (Elec., UL 746 B) | 130 °C          |
| Fire protection for rail vehicles (DIN EN 45545-2) R22           | HL 1 - HL 3     |

# PTFIX 10/6X4-G GY - Distribution block



3273988

<https://www.phoenixcontact.com/us/products/3273988>

|   |             |
|---|-------------|
| Fire protection for rail vehicles (DIN EN 45545-2) R23  | HL 1 - HL 3 |
| Fire protection for rail vehicles (DIN EN 45545-2) R24  | HL 1 - HL 3 |
| Fire protection for rail vehicles (DIN EN 45545-2) R26  | HL 1 - HL 3 |
| Surface flammability NFPA 130 (ASTM E 162)              | passed      |
| Specific optical density of smoke NFPA 130 (ASTM E 662) | passed      |
| Smoke gas toxicity NFPA 130 (SMP 800C)                  | passed      |

## Mechanical properties

### Mechanical data

|                 |    |
|-----------------|----|
| Open side panel | No |
|-----------------|----|

## Mechanical tests

### Attachment on the carrier

|        |   |
|--------|---|
| Result | Test passed   |
| Note   | <p>When aligning several blocks, it is recommended to either place a DIN rail adapter underneath the connection point or a flange element between the blocks.</p> <p>For versions with 6 or 7 connections, it is enough to place one DIN rail adapter centrally per block and place flange elements after every other block.</p> <p>When using the DIN rail adapter PTFIX-NS35, an aligned block must not protrude by more than a half.</p> |

## Environmental and real-life conditions

### Needle-flame test

|                  |             |
|------------------|-------------|
| Time of exposure | 30 s        |
| Result           | Test passed |

### Oscillation/broadband noise

|                        |  |
|------------------------|--|
| Specification          | DIN EN 50155 (VDE 0115-200):2018-05            |
| Spectrum               | Long life test category 2, bogie-mounted       |
| Frequency              | $f_1 = 5 \text{ Hz}$ to $f_2 = 250 \text{ Hz}$ |
| ASD level              | $6.12 \text{ (m/s}^2\text{)}^2\text{/Hz}$      |
| Acceleration           | 3.12g  |
| Test duration per axis | 5 h  |
| Test directions        | X-, Y- and Z-axis                              |
| Result                 | Test passed                                    |

### Shocks

|                                |                                     |
|--------------------------------|-------------------------------------|
| Specification                  | DIN EN 50155 (VDE 0115-200):2018-05 |
| Pulse shape                    | Half-sine                           |
| Acceleration                   | 30g                                 |
| Shock duration                 | 18 ms                               |
| Number of shocks per direction | 3                                   |
| Test directions                | X-, Y- and Z-axis (pos. and neg.)   |

# PTFIX 10/6X4-G GY - Distribution block



3273988

<https://www.phoenixcontact.com/us/products/3273988>

| Result                                   | Test passed  |
|--|--|
| <b>Ambient conditions</b>                |  |
| Ambient temperature (operation)          | -35 °C ... 110 °C (Operating temperature range incl. self-heating; for max. short-term operating temperature, see RTI Elec.) |
| Ambient temperature (storage/transport)  | -25 °C ... 60 °C (for a short time, not exceeding 24 h, -60 °C to +70 °C)  |
| Ambient temperature (assembly)           | -5 °C ... 70 °C  |
| Ambient temperature (actuation)          | -5 °C ... 70 °C  |
| Permissible humidity (operation)         | 20 % ... 90 %  |
| Permissible humidity (storage/transport) | 30 % ... 70 %  |

## Standards and regulations

|                                  |               |
|----------------------------------|---------------|
| Connection in acc. with standard | IEC 60998-2-2 |
|                                  | IEC 60998-2-2 |

## Mounting

|               |          |
|---------------|----------|
| Mounting type | adhesive |
|---------------|----------|

# PTFIX 10/6X4-G GY - Distribution block

3273988

<https://www.phoenixcontact.com/us/products/3273988>



## Drawings

Circuit diagram



# PTFIX 10/6X4-G GY - Distribution block




3273988

<https://www.phoenixcontact.com/us/products/3273988>


## Approvals

To download certificates, visit the product detail page: <https://www.phoenixcontact.com/us/products/3273988>

 **CSA**  
Approval ID: 13631


 **IECEE CB Scheme**  
Approval ID: DE1-63088

|       | Nominal voltage $U_N$ | Nominal current $I_N$ | Cross section AWG | Cross section $\text{mm}^2$ |
|-------|-----------------------|-----------------------|-------------------|-----------------------------|
| keine |                       |                       |                   |                             |
|       | 450 V                 | 57 A                  | -                 | - 10                        |

 **EAC**  
Approval ID: RU C-DE.BL08.B.00644

 **VDE Zeichengenehmigung**  
Approval ID: 40047798

 **cULus Recognized**  
Approval ID: E60425

 **EAC**  
Approval ID: KZ7500651131219505

# PTFIX 10/6X4-G GY - Distribution block



3273988

<https://www.phoenixcontact.com/us/products/3273988>

## Classifications

### ECLASS

|             |          |
|-------------|----------|
| ECLASS-13.0 | 27250118 |
| ECLASS-15.0 | 27250118 |

### ETIM

|           |          |
|-----------|----------|
| ETIM 10.0 | EC000897 |
|-----------|----------|

### UNSPSC

|             |          |
|-------------|----------|
| UNSPSC 21.0 | 39121400 |
|-------------|----------|

# PTFIX 10/6X4-G GY - Distribution block



3273988

<https://www.phoenixcontact.com/us/products/3273988>

## Environmental product compliance

### EU RoHS

|   |                    |
|---|--------------------|
| Fulfills EU RoHS substance requirements | Yes, No exemptions |
|---|--------------------|

### China RoHS

|  |  |
|--|--|
| Environment friendly use period (EFUP) | EFUP-E                                   |
|  | No hazardous substances above the limits |

### EU REACH SVHC

|                                     |                            |
|-------------------------------------|----------------------------|
| REACH candidate substance (CAS No.) | No substance above 0.1 wt% |
|-------------------------------------|----------------------------|

Phoenix Contact 2026 © - all rights reserved  
<https://www.phoenixcontact.com>

Phoenix Contact USA  
586 Fulling Mill Road  
Middletown, PA 17057, United States  
(+717) 944-1300  
[info@phoenixcon.com](mailto:info@phoenixcon.com)