


# PTFIX 10/18X4-NS35A GN - Distribution block



3273776

<https://www.phoenixcontact.com/us/products/3273776>

Please be informed that the data shown in this PDF document is generated from our online catalog. Please find the complete data in the user documentation. Our general terms of use for downloads are valid.



Distribution block, nom. voltage: 800 V, nominal current: 32 A, number of connections: 19, connection method: Push-in connection, Rated cross section: 4 mm<sup>2</sup>, Load contact, cross section: 0.2 mm<sup>2</sup> - 6 mm<sup>2</sup>, Push-in connection, Line contact, Rated cross section: 10 mm<sup>2</sup>, cross section: 0.5 mm<sup>2</sup> - 10 mm<sup>2</sup>, mounting type: NS 35/7,5, NS 35/15, color: green

## Your advantages

- Flexible use, thanks to DIN rail mounting, direct mounting or adhesive mounting
- Clear wiring, thanks to eleven different color variants
- Time-saving conductor connection, thanks to tool-free Push-in direct connection technology
- Time savings of up to 80 %, thanks to ready-to-mount blocks without manual bridging
- Space savings of up to 50 % on the DIN rail, thanks to transverse mounting

## Commercial data

Item number	3273776
Packing unit	8 pc
Minimum order quantity	8 pc
Sales key	BE09
Product key	BEA124
GTIN	4055626667904
Weight per piece (including packing)	52.037 g
Weight per piece (excluding packing)	52.037 g
Customs tariff number	85369010
Country of origin	PL

# PTFIX 10/18X4-NS35A GN - Distribution block



3273776

<https://www.phoenixcontact.com/us/products/3273776>

## Technical data

### Notes

#### General

Note	For power distribution applications, IEC 60364-4-43:2008; modified + corrigendum Okt. 2008 (DIN VDE 0100-430:2010-10) section 433.2 ff must be observed!
------	--

### Product properties

Product type	Distributor terminal block
Number of connections	19
Number of rows	1
Potentials	1

#### Insulation characteristics

Overvoltage category	III
Degree of pollution	3

### Electrical properties

Rated surge voltage	6 kV
Maximum power dissipation for nominal condition	1.02 W

### Connection data

Service Entrance	yes
Number of connections per level	19
Nominal cross section	4 mm <sup>2</sup>
Rated cross section AWG	10

#### Load contact

Connection method	Push-in connection
Stripping length	10 mm ... 12 mm
Internal cylindrical gage	A4
Connection in acc. with standard	IEC 60947-7-1
Conductor cross-section rigid	0.2 mm <sup>2</sup> ... 6 mm <sup>2</sup>
Cross section AWG	24 ... 10 (converted acc. to IEC)
Conductor cross-section flexible	0.2 mm <sup>2</sup> ... 6 mm <sup>2</sup>
Conductor cross-section, flexible [AWG]	24 ... 10 (converted acc. to IEC)
Conductor cross-section flexible (ferrule without plastic sleeve)	0.2 mm <sup>2</sup> ... 4 mm <sup>2</sup>
Flexible conductor cross-section (ferrule with plastic sleeve)	0.2 mm <sup>2</sup> ... 4 mm <sup>2</sup>
2 conductors with the same cross section, flexible, with TWIN ferrule with plastic sleeve	0.5 mm <sup>2</sup> ... 1 mm <sup>2</sup>
Nominal cross section	4 mm <sup>2</sup>
Nominal current	32 A
Maximum load current	41 A (with 6 mm <sup>2</sup> conductor connection)
Maximum total current	63 A (The maximum load current of the individual terminal point)

# PTFIX 10/18X4-NS35A GN - Distribution block



3273776

<https://www.phoenixcontact.com/us/products/3273776>

	must not be exceeded.)
Nominal voltage	800 V

## Line contact

Connection method	Push-in connection
Stripping length	12 mm ... 14 mm
Connection in acc. with standard	IEC 60947-7-1
Conductor cross-section rigid	0.5 mm <sup>2</sup> ... 10 mm <sup>2</sup>
Cross section AWG	24 ... 10 (converted acc. to IEC)
Conductor cross-section flexible	0.5 mm <sup>2</sup> ... 10 mm <sup>2</sup>
Conductor cross-section, flexible [AWG]	24 ... 10 (converted acc. to IEC)
Conductor cross-section flexible (ferrule without plastic sleeve)	0.5 mm <sup>2</sup> ... 10 mm <sup>2</sup>
Flexible conductor cross-section (ferrule with plastic sleeve)	0.5 mm <sup>2</sup> ... 10 mm <sup>2</sup>
2 conductors with the same cross section, flexible, with TWIN ferrule with plastic sleeve	0.75 mm <sup>2</sup> ... 2.5 mm <sup>2</sup>
Nominal cross section	10 mm <sup>2</sup>
Nominal current	57 A
Maximum load current	57 A (with 10 mm <sup>2</sup> conductor cross-section)
Maximum total current	63 A (The maximum load current of the individual terminal point must not be exceeded.)
Nominal voltage	800 V

## Load contact Connection cross sections directly pluggable

Conductor cross-section rigid	0.5 mm <sup>2</sup> ... 6 mm <sup>2</sup>
Conductor cross-section, rigid [AWG]	20 ... 10 (converted acc. to IEC)
Conductor cross-section flexible (ferrule without plastic sleeve)	0.75 mm <sup>2</sup> ... 4 mm <sup>2</sup>
Flexible conductor cross-section (ferrule with plastic sleeve)	0.5 mm <sup>2</sup> ... 4 mm <sup>2</sup>

## Line contact Connection cross sections directly pluggable

Conductor cross-section rigid	1.5 mm <sup>2</sup> ... 10 mm <sup>2</sup>
Conductor cross-section flexible (ferrule without plastic sleeve)	2.5 mm <sup>2</sup> ... 10 mm <sup>2</sup>
Flexible conductor cross-section (ferrule with plastic sleeve)	1.5 mm <sup>2</sup> ... 10 mm <sup>2</sup>

## Dimensions

Width	64.8 mm
Height	45.7 mm
Depth on NS 35/7,5	30.9 mm

## Material specifications

Color	green (RAL 6021)
Flammability rating according to UL 94	V0
Insulating material group	I
Insulating material	PA
Static insulating material application in cold	-60 °C
Relative insulation material temperature index (Elec., UL 746 B)	130 °C
Fire protection for rail vehicles (DIN EN 45545-2) R22	HL 1 - HL 3

# PTFIX 10/18X4-NS35A GN - Distribution block



3273776

<https://www.phoenixcontact.com/us/products/3273776>

Fire protection for rail vehicles (DIN EN 45545-2) R23	HL 1 - HL 3
Fire protection for rail vehicles (DIN EN 45545-2) R24	HL 1 - HL 3
Fire protection for rail vehicles (DIN EN 45545-2) R26	HL 1 - HL 3
Surface flammability NFPA 130 (ASTM E 162)	passed
Specific optical density of smoke NFPA 130 (ASTM E 662)	passed
Smoke gas toxicity NFPA 130 (SMP 800C)	passed

## Electrical tests

### Surge voltage test

Test voltage setpoint	9.8 kV
Result	Test passed

### Temperature-rise test

Requirement temperature-rise test	Increase in temperature $\leq 45$ K
Result	Test passed
Short-time withstand current 10 mm <sup>2</sup>	1.2 kA
Short-time withstand current 4 mm <sup>2</sup>	1.2 kA
Result	Test passed

### Power-frequency withstand voltage

Test voltage setpoint	2 kV
Result	Test passed

## Mechanical properties

### Mechanical data

Open side panel	No
-----------------	----

## Mechanical tests

### Mechanical strength

Result	Test passed
--------	-------------

### Attachment on the carrier

Result	Test passed
Note	<p>When aligning several blocks, it is recommended to either place a DIN rail adapter underneath the connection point or a flange element between the blocks.</p> <p>For versions with 6 or 7 connections, it is enough to place one DIN rail adapter centrally per block and place flange elements after every other block.</p> <p>Depending on the application case and mechanical load, other arrangements of the mounting accessory can also be chosen.</p> <p>When using the DIN rail adapter PTFIX-NS35, an aligned block must not protrude by more than a half.</p>

### Test for conductor damage and slackening

Rotation speed	10 rpm
----------------	--------

# PTFIX 10/18X4-NS35A GN - Distribution block



3273776

<https://www.phoenixcontact.com/us/products/3273776>

Revolutions	135
Conductor cross-section/weight	0.5 mm <sup>2</sup> / 0.3 kg
	10 mm <sup>2</sup> / 2 kg
Result	Test passed

## Environmental and real-life conditions

### Aging

Temperature cycles	192
Result	Test passed

### Needle-flame test

Time of exposure	30 s
Result	Test passed

### Oscillation/broadband noise

Specification	DIN EN 50155 (VDE 0115-200):2018-05
Spectrum	Long life test category 2, bogie-mounted
Frequency	$f_1 = 5 \text{ Hz}$ to $f_2 = 250 \text{ Hz}$
ASD level	6.12 (m/s <sup>2</sup> ) <sup>2</sup> /Hz
Acceleration	3.12g
Test duration per axis	5 h
Test directions	X-, Y- and Z-axis
Result	Test passed

### Shocks

Specification	DIN EN 50155 (VDE 0115-200):2018-05
Pulse shape	Half-sine
Acceleration	30g
Shock duration	18 ms
Number of shocks per direction	3
Test directions	X-, Y- and Z-axis (pos. and neg.)
Result	Test passed

### Ambient conditions

Ambient temperature (operation)	-60 °C ... 110 °C (Operating temperature range incl. self-heating; for max. short-term operating temperature, see RTI Elec.)
Ambient temperature (storage/transport)	-25 °C ... 60 °C (for a short time, not exceeding 24 h, -60 °C to +70 °C)
Ambient temperature (assembly)	-5 °C ... 70 °C
Ambient temperature (actuation)	-5 °C ... 70 °C
Permissible humidity (operation)	20 % ... 90 %
Permissible humidity (storage/transport)	30 % ... 70 %

## Standards and regulations

Connection in acc. with standard	IEC 60947-7-1
	IEC 60947-7-1

# PTFIX 10/18X4-NS35A GN - Distribution block



3273776

<https://www.phoenixcontact.com/us/products/3273776>

## Mounting

Mounting type	NS 35/7,5
	NS 35/15

Drawings

Circuit diagram



# PTFIX 10/18X4-NS35A GN - Distribution block




3273776

<https://www.phoenixcontact.com/us/products/3273776>

## Approvals

To download certificates, visit the product detail page: <https://www.phoenixcontact.com/us/products/3273776>

 **CSA**  
Approval ID: 13631


 **IECEE CB Scheme**  
Approval ID: DE1-62701

	Nominal voltage $U_N$	Nominal current $I_N$	Cross section AWG	Cross section $\text{mm}^2$
keine				
	800 V	57 A	-	- 10

 **EAC**  
Approval ID: RU C-DE.BL08.B.00644

 **VDE Zeichengenehmigung**  
Approval ID: 40047797

 **cULus Recognized**  
Approval ID: E60425

 **EAC**  
Approval ID: KZ7500651131219505

# PTFIX 10/18X4-NS35A GN - Distribution block



3273776

<https://www.phoenixcontact.com/us/products/3273776>

## Classifications

### ECLASS

ECLASS-13.0	27250118
ECLASS-15.0	27250118

### ETIM

ETIM 10.0	EC000897
-----------	----------

### UNSPSC

UNSPSC 21.0	39121400
-------------	----------

# PTFIX 10/18X4-NS35A GN - Distribution block



3273776

<https://www.phoenixcontact.com/us/products/3273776>

## Environmental product compliance

### EU RoHS

Fulfills EU RoHS substance requirements	Yes, No exemptions
---	--------------------

### China RoHS

Environment friendly use period (EFUP)	EFUP-E
	No hazardous substances above the limits

### EU REACH SVHC

REACH candidate substance (CAS No.)	No substance above 0.1 wt%
-------------------------------------	----------------------------

Phoenix Contact 2026 © - all rights reserved  
<https://www.phoenixcontact.com>

Phoenix Contact USA  
586 Fulling Mill Road  
Middletown, PA 17057, United States  
(+717) 944-1300  
[info@phoenixcon.com](mailto:info@phoenixcon.com)