


# PTFIX 18X2,5-NS35 PK - Distribution block



3273061

<https://www.phoenixcontact.com/us/products/3273061>

Please be informed that the data shown in this PDF document is generated from our online catalog. Please find the complete data in the user documentation. Our general terms of use for downloads are valid.



Distribution block, Block with vertical alignment, nom. voltage: 690 V, nominal current: 24 A, number of connections: 18, connection method: Push-in connection, cross section: 0.14 mm<sup>2</sup> - 4 mm<sup>2</sup>, mounting type: NS 35/7,5, NS 35/15, color: pink

## Your advantages

- Time savings of up to 80 %, thanks to ready-to-mount blocks without manual bridging
- Time-saving conductor connection, thanks to tool-free Push-in direct connection technology
- Space savings of up to 50 % on the DIN rail, thanks to transverse mounting
- Flexible use, thanks to DIN rail mounting, direct mounting or adhesive mounting
- Clear wiring, thanks to eleven different color variants

## Commercial data

Item number	3273061
Packing unit	8 pc
Minimum order quantity	8 pc
Sales key	BE09
Product key	BEA115
GTIN	4055626390864
Weight per piece (including packing)	38.16 g
Weight per piece (excluding packing)	38 g
Customs tariff number	85369010
Country of origin	PL

# PTFIX 18X2,5-NS35 PK - Distribution block



3273061

<https://www.phoenixcontact.com/us/products/3273061>

## Technical data

### Notes

Notes on operation	the blocks can be bridged with one another via the conductor shaft, for corresponding plug-in bridges, see accessories
--------------------	--

### General

Note	The maximum load current of a single clamping unit must not be exceeded.
------	--

### Product properties

Product type	Distributor terminal block
Number of connections	18
Number of rows	1
Potentials	1

### Insulation characteristics

Overvoltage category	III
Degree of pollution	3

### Electrical properties

Rated surge voltage	8 kV
Maximum power dissipation for nominal condition	0.77 W

### Connection data

Number of connections per level	18
Nominal cross section	2.5 mm <sup>2</sup>
Rated cross section AWG	14
Connection method	Push-in connection
Stripping length	8 mm ... 10 mm
Internal cylindrical gage	A3
Connection in acc. with standard	IEC 60947-7-1
Conductor cross-section rigid	0.14 mm <sup>2</sup> ... 4 mm <sup>2</sup>
Cross section AWG	26 ... 12 (converted acc. to IEC)
Conductor cross-section flexible	0.14 mm <sup>2</sup> ... 4 mm <sup>2</sup>
Conductor cross-section, flexible [AWG]	26 ... 12 (converted acc. to IEC)
Conductor cross-section flexible (ferrule without plastic sleeve)	0.14 mm <sup>2</sup> ... 2.5 mm <sup>2</sup>
Flexible conductor cross-section (ferrule with plastic sleeve)	0.14 mm <sup>2</sup> ... 2.5 mm <sup>2</sup>
Nominal current	24 A
Maximum load current	32 A
Maximum total current	48 A
Nominal voltage	690 V

### Connection cross sections directly pluggable

Conductor cross-section rigid	0.34 mm <sup>2</sup> ... 4 mm <sup>2</sup>
-------------------------------	--

# PTFIX 18X2,5-NS35 PK - Distribution block



3273061

<https://www.phoenixcontact.com/us/products/3273061>

Conductor cross-section, rigid [AWG]	24 ... 12 (converted acc. to IEC)
Conductor cross-section flexible (ferrule without plastic sleeve)	0.34 mm <sup>2</sup> ... 2.5 mm <sup>2</sup>
Flexible conductor cross-section (ferrule with plastic sleeve)	0.34 mm <sup>2</sup> ... 2.5 mm <sup>2</sup>

## Dimensions

Width	28.6 mm
Height	58.1 mm
Depth on NS 15	30.4 mm
Depth on NS 35/7,5	32.4 mm

## Material specifications

Color	antique pink (RAL 3014)
Flammability rating according to UL 94	V0
Insulating material group	I
Insulating material	PA
Static insulating material application in cold	-60 °C
Temperature index of insulation material (DIN EN 60216-1 (VDE 0304-21))	130 °C
Relative insulation material temperature index (Elec., UL 746 B)	130 °C
Fire protection for rail vehicles (DIN EN 45545-2) R22	HL 1 - HL 3
Fire protection for rail vehicles (DIN EN 45545-2) R23	HL 1 - HL 3
Fire protection for rail vehicles (DIN EN 45545-2) R24	HL 1 - HL 3
Fire protection for rail vehicles (DIN EN 45545-2) R26	HL 1 - HL 3
Calorimetric heat release NFPA 130 (ASTM E 1354)	28 MJ/kg
Surface flammability NFPA 130 (ASTM E 162)	passed
Specific optical density of smoke NFPA 130 (ASTM E 662)	passed
Smoke gas toxicity NFPA 130 (SMP 800C)	passed

## Electrical tests

### Surge voltage test

Test voltage setpoint	9.8 kV
Result	Test passed

### Temperature-rise test

Requirement temperature-rise test	Increase in temperature $\leq$ 45 K
Result	Test passed
Short-time withstand current 2.5 mm <sup>2</sup>	0.3 kA
Short-time withstand current 4 mm <sup>2</sup>	0.48 kA
Result	Test passed

### Power-frequency withstand voltage

Test voltage setpoint	1.89 kV
Result	Test passed

## Mechanical properties

# PTFIX 18X2,5-NS35 PK - Distribution block



3273061

<https://www.phoenixcontact.com/us/products/3273061>

## Mechanical data

Open side panel	No
-----------------	----

## Mechanical tests

### Mechanical strength

Result	Test passed
--------	-------------

### Attachment on the carrier

DIN rail/fixing support	NS 35
Test force setpoint	1 N
Result	Test passed
Note	<p>When aligning several blocks, it is recommended to either place a DIN rail adapter underneath the connection point or a flange element between the blocks.</p> <p>For versions with 6 or 7 connections, it is enough to place one DIN rail adapter centrally per block and place flange elements after every other block.</p> <p>When using the DIN rail adapter PTFIX-NS35, an aligned block must not protrude by more than a half.</p>

### Test for conductor damage and slackening

Rotation speed	10 rpm
Revolutions	135
Conductor cross-section/weight	0.14 mm <sup>2</sup> / 0.2 kg
	2.5 mm <sup>2</sup> / 0.7 kg
	4 mm <sup>2</sup> / 0.9 kg
Result	Test passed

## Environmental and real-life conditions

### Aging

Temperature cycles	192
Result	Test passed

### Needle-flame test

Time of exposure	30 s
Result	Test passed

### Oscillation/broadband noise

Specification	DIN EN 50155 (VDE 0115-200):2008-03
Spectrum	Long life test category 2, bogie-mounted
Frequency	$f_1 = 5 \text{ Hz}$ to $f_2 = 250 \text{ Hz}$
ASD level	6.12 (m/s <sup>2</sup> ) <sup>2</sup> /Hz
Acceleration	3.12g
Test duration per axis	5 h
Test directions	X-, Y- and Z-axis
Result	Test passed

# PTFIX 18X2,5-NS35 PK - Distribution block



3273061

<https://www.phoenixcontact.com/us/products/3273061>

## Shocks

Specification	DIN EN 50155 (VDE 0115-200):2008-03
Pulse shape	Half-sine
Acceleration	30g
Shock duration	18 ms
Number of shocks per direction	3
Test directions	X-, Y- and Z-axis (pos. and neg.)
Result	Test passed

## Ambient conditions

Ambient temperature (operation)	-60 °C ... 110 °C (Operating temperature range incl. self-heating; for max. short-term operating temperature, see RTI Elec.)
Ambient temperature (storage/transport)	-25 °C ... 60 °C (for a short time, not exceeding 24 h, -60 °C to +70 °C)
Ambient temperature (assembly)	-5 °C ... 70 °C
Ambient temperature (actuation)	-5 °C ... 70 °C
Permissible humidity (operation)	20 % ... 90 %
Permissible humidity (storage/transport)	30 % ... 70 %

## Standards and regulations

Connection in acc. with standard	IEC 60947-7-1
----------------------------------	---------------

## Mounting

Mounting type	NS 35/7,5
	NS 35/15

# PTFIX 18X2,5-NS35 PK - Distribution block



3273061

<https://www.phoenixcontact.com/us/products/3273061>

## Drawings

Circuit diagram



# PTFIX 18X2,5-NS35 PK - Distribution block




3273061


<https://www.phoenixcontact.com/us/products/3273061>


## Approvals

To download certificates, visit the product detail page: <https://www.phoenixcontact.com/us/products/3273061>

 <b>CSA</b> Approval ID: 13631				
	Nominal voltage $U_N$	Nominal current $I_N$	Cross section AWG	Cross section $\text{mm}^2$
B	300 V	20 A	26 - 12	-
C	300 V	20 A	26 - 12	-
D	600 V	5 A	26 - 12	-


 <b>EAC</b> Approval ID: RU C-DE.BL08.B.00644				
---	--	--	--	--

 <b>IECEE CB Scheme</b> Approval ID: DE1-62701				
	Nominal voltage $U_N$	Nominal current $I_N$	Cross section AWG	Cross section $\text{mm}^2$
keine	690 V	24 A	-	-

 <b>VDE Zeichengenehmigung</b> Approval ID: 40047797				
--	--	--	--	--

<b>DNV</b> Approval ID: TAE00002TT-05				
	Nominal voltage $U_N$	Nominal current $I_N$	Cross section AWG	Cross section $\text{mm}^2$
keine	500 V	24 A	-	-

 <b>EAC</b> Approval ID: KZ7500651131219505				
---	--	--	--	--

 <b>cULus Recognized</b> Approval ID: E60425				
	Nominal voltage $U_N$	Nominal current $I_N$	Cross section AWG	Cross section $\text{mm}^2$
B	300 V	20 A	26 - 12	-

# PTFIX 18X2,5-NS35 PK - Distribution block



3273061

<https://www.phoenixcontact.com/us/products/3273061>

C	300 V	20 A	26 - 12	-
D	600 V	5 A	26 - 12	-

# PTFIX 18X2,5-NS35 PK - Distribution block



3273061

<https://www.phoenixcontact.com/us/products/3273061>

## Classifications

### ECLASS

ECLASS-13.0	27250118
ECLASS-15.0	27250118

### ETIM

ETIM 10.0	EC000897
-----------	----------

### UNSPSC

UNSPSC 21.0	39121400
-------------	----------

# PTFIX 18X2,5-NS35 PK - Distribution block



3273061

<https://www.phoenixcontact.com/us/products/3273061>

## Environmental product compliance

### EU RoHS

Fulfills EU RoHS substance requirements	Yes, No exemptions
---	--------------------

### China RoHS

Environment friendly use period (EFUP)	EFUP-E
	No hazardous substances above the limits

### EU REACH SVHC

REACH candidate substance (CAS No.)	No substance above 0.1 wt%
-------------------------------------	----------------------------

Phoenix Contact 2026 © - all rights reserved  
<https://www.phoenixcontact.com>

Phoenix Contact USA  
586 Fulling Mill Road  
Middletown, PA 17057, United States  
(+717) 944-1300  
[info@phoenixcon.com](mailto:info@phoenixcon.com)