

# PTMC 1,5-3 /GN - Marshalling patchboard



3270422

<https://www.phoenixcontact.com/us/products/3270422>

Please be informed that the data shown in this PDF document is generated from our online catalog. Please find the complete data in the user documentation. Our general terms of use for downloads are valid.



Marshalling patchboard, nom. voltage: 500 V, nominal current: 17.5 A, connection method: Push-in connection, cross section: 0.14 mm<sup>2</sup> - 2.5 mm<sup>2</sup>, mounting: for snapping onto a DIN rail adapter, for snapping onto a cover flange, color: gray, color of connection elements: green

## Your advantages

- High contact quality thanks to push-in technology as a replacement for Wire-Wrap®, TERMI-POINT®, etc.
- Tool-free wiring in a confined space thanks to compact size
- Suitable for DIN rail mounting and panel cutouts with corresponding accessories
- Color configuration possible according to VDE 0812, VDE 0815, DIN 47100 or unlimited.
- Individual color assignment of cable and terminal point to ensure error-free, safe operation
- Individual setup thanks to modular principle

## Commercial data

Item number	3270422
Packing unit	10 pc
Minimum order quantity	10 pc
Sales key	BE62
Product key	BE6212
GTIN	4055626114088
Weight per piece (including packing)	4.3 g
Weight per piece (excluding packing)	4.3 g
Customs tariff number	85369010
Country of origin	PL

# PTMC 1,5-3 /GN - Marshalling patchboard



3270422

<https://www.phoenixcontact.com/us/products/3270422>

## Technical data

### Product properties

Product type	Marshalling terminal
Number of positions	1
Number of connections	6
Number of rows	1

### Insulation characteristics

Overvoltage category	III
Degree of pollution	3

### Electrical properties

Rated surge voltage	6 kV
Maximum power dissipation for nominal condition	0.56 W

### Connection data

Number of connections per level	6
Nominal cross section	1.5 mm <sup>2</sup>
Rated cross section AWG	14
Connection method	Push-in connection
Stripping length	8 mm ... 10 mm
Internal cylindrical gage	A1
Connection in acc. with standard	IEC 60947-7-1
Conductor cross-section rigid	0.14 mm <sup>2</sup> ... 2.5 mm <sup>2</sup>
Cross section AWG	26 ... 14 (converted acc. to IEC)
Conductor cross-section flexible	0.14 mm <sup>2</sup> ... 1.5 mm <sup>2</sup>
Conductor cross-section, flexible [AWG]	26 ... 16 (converted acc. to IEC)
Conductor cross-section flexible (ferrule without plastic sleeve)	0.14 mm <sup>2</sup> ... 1.5 mm <sup>2</sup>
Flexible conductor cross-section (ferrule with plastic sleeve)	0.14 mm <sup>2</sup> ... 1.5 mm <sup>2</sup>
Nominal current	17.5 A
Maximum load current	24 A (in case of a 2.5 mm <sup>2</sup> conductor cross-section, the maximum load current must not be exceeded by the total current of all connected conductors.)
Nominal voltage	500 V

### Connection cross sections directly pluggable

Conductor cross-section rigid	0.34 mm <sup>2</sup> ... 2.5 mm <sup>2</sup>
Conductor cross-section, rigid [AWG]	20 ... 14 (converted acc. to IEC)
Conductor cross-section flexible (ferrule without plastic sleeve)	0.34 mm <sup>2</sup> ... 1.5 mm <sup>2</sup>
Flexible conductor cross-section (ferrule with plastic sleeve)	0.34 mm <sup>2</sup> ... 1.5 mm <sup>2</sup>

### Dimensions

Width	11 mm
Height	12.2 mm

# PTMC 1,5-3 /GN - Marshalling patchboard



3270422

<https://www.phoenixcontact.com/us/products/3270422>

Depth	30 mm
-------	-------

## Material specifications

Color	gray (RAL 7042)
Color of connection elements	green
Flammability rating according to UL 94	V0
Insulating material group	I
Insulating material	PA
Static insulating material application in cold	-60 °C
Temperature index of insulation material (DIN EN 60216-1 (VDE 0304-21))	125 °C
Relative insulation material temperature index (Elec., UL 746 B)	130 °C
Fire protection for rail vehicles (DIN EN 45545-2) R22	HL 1 - HL 3
Fire protection for rail vehicles (DIN EN 45545-2) R23	HL 1 - HL 3
Fire protection for rail vehicles (DIN EN 45545-2) R24	HL 1 - HL 3
Fire protection for rail vehicles (DIN EN 45545-2) R26	HL 1 - HL 3
Calorimetric heat release NFPA 130 (ASTM E 1354)	27,5 MJ/kg
Surface flammability NFPA 130 (ASTM E 162)	passed
Specific optical density of smoke NFPA 130 (ASTM E 662)	passed
Smoke gas toxicity NFPA 130 (SMP 800C)	passed

## Electrical tests

### Surge voltage test

Test voltage setpoint	7.3 kV
Result	Test passed

### Temperature-rise test

Requirement temperature-rise test	Increase in temperature $\leq$ 45 K
Result	Test passed
Short-time withstand current 1.5 mm <sup>2</sup>	0.18 kA
Short-time withstand current 2.5 mm <sup>2</sup>	0.3 kA
Result	Test passed

### Power-frequency withstand voltage

Test voltage setpoint	1.89 kV
Result	Test passed

## Mechanical properties

### Mechanical data

Open side panel	No
-----------------	----

## Mechanical tests

### Mechanical strength

Result	Test passed
--------	-------------

# PTMC 1,5-3 /GN - Marshalling patchboard



3270422

<https://www.phoenixcontact.com/us/products/3270422>

## Attachment on the carrier

DIN rail/fixing support	NS 35
Test force setpoint	1 N
Result	Test passed

## Test for conductor damage and slackening

Rotation speed	10 rpm
Revolutions	135
Conductor cross-section/weight	0.14 mm <sup>2</sup> / 0.2 kg
	1.5 mm <sup>2</sup> / 0.4 kg
	2.5 mm <sup>2</sup> / 0.7 kg
Result	Test passed

## Environmental and real-life conditions

### Aging

Temperature cycles	192
Result	Test passed

### Needle-flame test

Time of exposure	30 s
Result	Test passed

### Oscillation/broadband noise

Specification	DIN EN 50155 (VDE 0115-200):2008-03
Spectrum	Long life test category 1, class B, body mounted
Frequency	$f_1 = 5 \text{ Hz}$ to $f_2 = 150 \text{ Hz}$
ASD level	0.964 (m/s <sup>2</sup> )/Hz
Acceleration	0.58g
Test duration per axis	5 h
Test directions	X-, Y- and Z-axis
Result	Test passed

### Shocks

Specification	DIN EN 50155 (VDE 0115-200):2008-03
Pulse shape	Half-sine
Acceleration	5g
Shock duration	30 ms
Number of shocks per direction	3
Test directions	X-, Y- and Z-axis (pos. and neg.)
Result	Test passed

### Ambient conditions

Ambient temperature (operation)	-60 °C ... 105 °C (max. short-term operating temperature RTI Elec.)
Ambient temperature (storage/transport)	-25 °C ... 60 °C (for a short time, not exceeding 24 h, -60 °C to +70 °C)

# PTMC 1,5-3 /GN - Marshalling patchboard



3270422

<https://www.phoenixcontact.com/us/products/3270422>

Ambient temperature (assembly)	-5 °C ... 70 °C
Ambient temperature (actuation)	-5 °C ... 70 °C
Permissible humidity (storage/transport)	30 % ... 70 %

## Standards and regulations

Connection in acc. with standard	IEC 60947-7-1
----------------------------------	---------------

## Mounting

Mounting type	for snapping onto a DIN rail adapter
	for snapping onto a cover flange

3270422

<https://www.phoenixcontact.com/us/products/3270422>

## Drawings

### Circuit diagram



# PTMC 1,5-3 /GN - Marshalling patchboard





3270422


<https://www.phoenixcontact.com/us/products/3270422>


## Approvals

To download certificates, visit the product detail page: <https://www.phoenixcontact.com/us/products/3270422>

 <b>CSA</b> Approval ID: 13631				
	Nominal voltage $U_N$	Nominal current $I_N$	Cross section AWG	Cross section $mm^2$
B	300 V	10 A	24 - 16	-
C	300 V	10 A	24 - 16	-
D	300 V	10 A	24 - 16	-

 <b>EAC</b> Approval ID: RU C-DE.BL08.B.00682				
---	--	--	--	--

 <b>cULus Recognized</b> Approval ID: E60425				
	Nominal voltage $U_N$	Nominal current $I_N$	Cross section AWG	Cross section $mm^2$
B	300 V	10 A	24 - 16	-
C	300 V	10 A	24 - 16	-

 <b>EAC</b> Approval ID: KZ7500651131219505				
---	--	--	--	--

# PTMC 1,5-3 /GN - Marshalling patchboard



3270422

<https://www.phoenixcontact.com/us/products/3270422>

## Classifications

### ECLASS

ECLASS-13.0	27250106
ECLASS-15.0	27250106

### ETIM

ETIM 10.0	EC000897
-----------	----------

### UNSPSC

UNSPSC 21.0	39121400
-------------	----------

# PTMC 1,5-3 /GN - Marshalling patchboard



3270422

<https://www.phoenixcontact.com/us/products/3270422>

## Environmental product compliance

### EU RoHS

Fulfills EU RoHS substance requirements	Yes, No exemptions
---	--------------------

### China RoHS

Environment friendly use period (EFUP)	EFUP-E
	No hazardous substances above the limits

### EU REACH SVHC

REACH candidate substance (CAS No.)	No substance above 0.1 wt%
-------------------------------------	----------------------------

Phoenix Contact 2026 © - all rights reserved  
<https://www.phoenixcontact.com>

Phoenix Contact USA  
586 Fulling Mill Road  
Middletown, PA 17057, United States  
(+717) 944-1300  
[info@phoenixcon.com](mailto:info@phoenixcon.com)