

PTMC 1,5/54 - Marshalling patchboard



3270391

<https://www.phoenixcontact.com/us/products/3270391>

Please be informed that the data shown in this PDF document is generated from our online catalog. Please find the complete data in the user documentation. Our general terms of use for downloads are valid.



Marshalling patchboard, nom. voltage: 500 V, nominal current: 17.5 A, connection method: Push-in connection, cross section: 0.14 mm² - 2.5 mm², mounting: Panel mounting, color: gray, color of connection elements: gray/white

Your advantages

- For mounting in a panel cutout
- High contact quality thanks to push-in technology as a replacement for Wire-Wrap®, TERMI-POINT®, etc.
- Tool-free wiring in a confined space thanks to compact size
- Clear representation of actuation and terminal points through vertical conductor routing

Commercial data

Item number	3270391
Packing unit	15 pc
Minimum order quantity	15 pc
Product key	BE6212
GTIN	4055626058481
Weight per piece (including packing)	176.66 g
Weight per piece (excluding packing)	176.66 g
Country of origin	CN

PTMC 1,5/54 - Marshalling patchboard



3270391

<https://www.phoenixcontact.com/us/products/3270391>

Technical data

Product properties

Product type	Marshalling terminal
Number of positions	54
Number of connections	216
Number of rows	1

Insulation characteristics

Overvoltage category	III
Degree of pollution	3

Electrical properties

Rated surge voltage	4 kV
Maximum power dissipation for nominal condition	0.56 W

Connection data

Number of connections per level	216
Nominal cross section	1.5 mm ²
Rated cross section AWG	14
Connection method	Push-in connection
Stripping length	8 mm ... 10 mm
Internal cylindrical gage	A1
Connection in acc. with standard	IEC 60947-7-1
Conductor cross-section rigid	0.14 mm ² ... 2.5 mm ²
Cross section AWG	26 ... 14 (converted acc. to IEC)
Conductor cross-section flexible	0.14 mm ² ... 1.5 mm ²
Conductor cross-section, flexible [AWG]	26 ... 16 (converted acc. to IEC)
Conductor cross-section flexible (ferrule without plastic sleeve)	0.14 mm ² ... 1.5 mm ²
Flexible conductor cross-section (ferrule with plastic sleeve)	0.14 mm ² ... 1.5 mm ²
Nominal current	17.5 A
Maximum load current	24 A (With a conductor cross-section of 2.5 mm ² and extensive wiring) 12 A (With a conductor cross-section of 2.5 mm ² and wiring in a confined space)
Nominal voltage	500 V

Connection cross sections directly pluggable

Conductor cross-section rigid	0.34 mm ² ... 2.5 mm ²
Conductor cross-section, rigid [AWG]	20 ... 14 (converted acc. to IEC)

Dimensions

Width	33 mm
Height	157.4 mm
Depth	30 mm

PTMC 1,5/54 - Marshalling patchboard



3270391

<https://www.phoenixcontact.com/us/products/3270391>

Material specifications

Color	gray (RAL 7042)
Color of connection elements	gray/white
Flammability rating according to UL 94	V0
Insulating material group	I
Insulating material	PA
Static insulating material application in cold	-60 °C
Temperature index of insulation material (DIN EN 60216-1 (VDE 0304-21))	125 °C
Relative insulation material temperature index (Elec., UL 746 B)	130 °C
Fire protection for rail vehicles (DIN EN 45545-2) R22	HL 1 - HL 3
Fire protection for rail vehicles (DIN EN 45545-2) R23	HL 1 - HL 3
Fire protection for rail vehicles (DIN EN 45545-2) R24	HL 1 - HL 3
Fire protection for rail vehicles (DIN EN 45545-2) R26	HL 1 - HL 3
Calorimetric heat release NFPA 130 (ASTM E 1354)	27,5 MJ/kg
Surface flammability NFPA 130 (ASTM E 162)	passed
Specific optical density of smoke NFPA 130 (ASTM E 662)	passed
Smoke gas toxicity NFPA 130 (SMP 800C)	passed

Mechanical properties

Mechanical data

Open side panel	No
-----------------	----

Environmental and real-life conditions

Ambient conditions

Ambient temperature (operation)	-60 °C ... 105 °C (max. short-term operating temperature RTI Elec.)
Ambient temperature (storage/transport)	-25 °C ... 60 °C (for a short time, not exceeding 24 h, -60 °C to +70 °C)
Ambient temperature (assembly)	-5 °C ... 70 °C
Ambient temperature (actuation)	-5 °C ... 70 °C
Permissible humidity (storage/transport)	30 % ... 70 %

Standards and regulations

Connection in acc. with standard	IEC 60947-7-1
----------------------------------	---------------

Mounting

Mounting type	Panel mounting
---------------	----------------

PTMC 1,5/54 - Marshalling patchboard



3270391

<https://www.phoenixcontact.com/us/products/3270391>

Drawings

Circuit diagram



PTMC 1,5/54 - Marshalling patchboard




3270391


<https://www.phoenixcontact.com/us/products/3270391>


Approvals

To download certificates, visit the product detail page: <https://www.phoenixcontact.com/us/products/3270391>

 CSA Approval ID: 13631				
	Nominal voltage U_N	Nominal current I_N	Cross section AWG	Cross section mm^2
B	300 V	10 A	24 - 16	-
C	300 V	10 A	24 - 16	-
D	300 V	10 A	24 - 16	-

 EAC Approval ID: RU C-DE.BL08.B.00682				
---	--	--	--	--

 cULus Recognized Approval ID: E60425				
	Nominal voltage U_N	Nominal current I_N	Cross section AWG	Cross section mm^2
B	300 V	10 A	24 - 16	-
C	300 V	10 A	24 - 16	-

 EAC Approval ID: KZ7500651131219505				
---	--	--	--	--

PTMC 1,5/54 - Marshalling patchboard



3270391

<https://www.phoenixcontact.com/us/products/3270391>

Classifications

ECLASS

ECLASS-13.0	27250106
ECLASS-15.0	27250106

ETIM

ETIM 10.0	EC000897
-----------	----------

UNSPSC

UNSPSC 21.0	39121400
-------------	----------

PTMC 1,5/54 - Marshalling patchboard



3270391

<https://www.phoenixcontact.com/us/products/3270391>

Environmental product compliance

EU RoHS

Fulfills EU RoHS substance requirements	Yes, No exemptions
---	--------------------

China RoHS

Environment friendly use period (EFUP)	EFUP-E
	No hazardous substances above the limits

EU REACH SVHC

REACH candidate substance (CAS No.)	No substance above 0.1 wt%
-------------------------------------	----------------------------

Phoenix Contact 2026 © - all rights reserved
<https://www.phoenixcontact.com>

Phoenix Contact USA
586 Fulling Mill Road
Middletown, PA 17057, United States
(+717) 944-1300
info@phoenixcon.com