

PTC 4-HESILA 250 (5X20) - Fuse modular terminal block



3270197

<https://www.phoenixcontact.com/us/products/3270197>

Please be informed that the data shown in this PDF document is generated from our online catalog. Please find the complete data in the user documentation. Our general terms of use for downloads are valid.



Fuse modular terminal block, fuse type: Glass / ceramics / ..., fuse type: G / 5 x 20, nom. voltage: 250 V, nominal current: 6.3 A, connection method: Push-in connection, 1 level, Rated cross section: 1 mm², cross section: 0.2 mm²- 6 mm², mounting type: NS 35/7,5, NS 35/15, color: black

Your advantages

- Time-saving conductor connection thanks to tool-free direct-connection technology
- Convenient plugging with lower insertion force
- Easy integration and replacement of fuses with the lever element
- High conductor pull-out forces due to the spring design
- Full flexibility thanks to the standardized CLIPLINE complete bridging, marking, and testing accessories
- Easy checking of the fuses with optical signal unit

Commercial data

Item number	3270197
Packing unit	50 pc
Minimum order quantity	50 pc
Sales key	BE22
Product key	BE2234
GTIN	4055626045450
Weight per piece (including packing)	12.22 g
Weight per piece (excluding packing)	10.8 g
Customs tariff number	85369095
Country of origin	CN

PTC 4-HESILA 250 (5X20) - Fuse modular terminal block



3270197

<https://www.phoenixcontact.com/us/products/3270197>

Technical data

Notes

Order information:	Fuse-link not supplied as standard
General	The current is determined by the fuse used, the voltage by the selected LED. If the fuse is faulty, the downstream circuit will not be disconnected.

Product properties

Product type	Fuse terminal block
Number of connections	2
Number of rows	1
Potentials	1

Insulation characteristics

Overvoltage category	III
Degree of pollution	3

Electrical properties

Fuse type	Glass / ceramics / ...
Rated surge voltage	4 kV
Maximum power dissipation for nominal condition	1.02 W
Fuse	G / 5 x 20
LED voltage range	110 V AC/DC ... 250 V AC/DC
LED current range	0.41 mA ... 0.96 mA
Maximum power dissipation	max. 1.6 W (with single arrangement of the fuse terminal block in the event of overload) max. 1.6 W (With interconnected arrangement of several fuse terminal blocks in the event of overload) max. 4 W (with single arrangement of the fuse terminal block in the event of a short-circuit) max. 2.5 W (With interconnected arrangement of several fuse terminal blocks in the event of a short-circuit)

Input data

LED voltage range	110 V AC/DC ... 250 V AC/DC
-------------------	-----------------------------

Connection data

Number of connections per level	2
Nominal cross section	4 mm ²

1 level

Connection method	Push-in connection
Stripping length	10 mm ... 12 mm
Internal cylindrical gage	A4
Connection in acc. with standard	IEC 60947-7-3

PTC 4-HESILA 250 (5X20) - Fuse modular terminal block



3270197

<https://www.phoenixcontact.com/us/products/3270197>

Conductor cross-section rigid	0.2 mm ² ... 6 mm ²
Cross section AWG	24 ... 10 (converted acc. to IEC)
Conductor cross-section flexible	0.2 mm ² ... 4 mm ²
Conductor cross-section, flexible [AWG]	24 ... 12 (converted acc. to IEC)
Conductor cross-section flexible (ferrule without plastic sleeve)	0.25 mm ² ... 4 mm ²
Flexible conductor cross-section (ferrule with plastic sleeve)	0.25 mm ² ... 4 mm ²
2 conductors with the same cross section, flexible, with TWIN ferrule with plastic sleeve	0.5 mm ² ... 1 mm ²
Nominal cross section	1 mm ²
Nominal current	6.3 A
Maximum load current	6.3 A (the current is determined by the fuse used)
Nominal voltage	250 V

1 level Connection cross sections directly pluggable

Conductor cross-section rigid	0.5 mm ² ... 6 mm ²
Conductor cross-section flexible (ferrule without plastic sleeve)	0.5 mm ² ... 4 mm ²
Flexible conductor cross-section (ferrule with plastic sleeve)	0.5 mm ² ... 4 mm ²

Dimensions

Width	8.2 mm
End cover width	2.2 mm
Height	67.8 mm
Depth	35.3 mm
Depth on NS 35/7,5	42.8 mm
Depth on NS 35/15	50.3 mm

Material specifications

Color	black (RAL 9005)
Flammability rating according to UL 94	V0
Insulating material group	I
Insulating material	PA
Static insulating material application in cold	-60 °C
Temperature index of insulation material (DIN EN 60216-1 (VDE 0304-21))	130 °C
Relative insulation material temperature index (Elec., UL 746 B)	130 °C
Fire protection for rail vehicles (DIN EN 45545-2) R22	HL 1 - HL 3
Fire protection for rail vehicles (DIN EN 45545-2) R23	HL 1 - HL 3
Fire protection for rail vehicles (DIN EN 45545-2) R24	HL 1 - HL 3
Fire protection for rail vehicles (DIN EN 45545-2) R26	HL 1 - HL 3
Calorimetric heat release NFPA 130 (ASTM E 1354)	28 MJ/kg
Surface flammability NFPA 130 (ASTM E 162)	passed
Specific optical density of smoke NFPA 130 (ASTM E 662)	passed
Smoke gas toxicity NFPA 130 (SMP 800C)	passed

Mechanical properties

PTC 4-HESILA 250 (5X20) - Fuse modular terminal block



3270197

<https://www.phoenixcontact.com/us/products/3270197>

Mechanical data

Open side panel	Yes
-----------------	-----

Environmental and real-life conditions

Ambient conditions

Ambient temperature (operation)	-60 °C ... 110 °C (Operating temperature range incl. self-heating; for max. short-term operating temperature, see RTI Elec.)
Ambient temperature (storage/transport)	-25 °C ... 60 °C (for a short time, not exceeding 24 h, -60 °C to +70 °C)
Ambient temperature (assembly)	-5 °C ... 70 °C
Ambient temperature (actuation)	-5 °C ... 70 °C
Permissible humidity (operation)	20 % ... 90 %
Permissible humidity (storage/transport)	30 % ... 70 %

Standards and regulations

Connection in acc. with standard	IEC 60947-7-3
----------------------------------	---------------

Mounting

Mounting type	NS 35/7,5
	NS 35/15

PTC 4-HESILA 250 (5X20) - Fuse modular terminal block

3270197

<https://www.phoenixcontact.com/us/products/3270197>

Drawings

Application drawing



Fuse terminal blocks in interconnected arrangement,
block consisting of 5 fuse terminal blocks

PTC 4-HESILA 250 (5X20) - Fuse modular terminal block

3270197

<https://www.phoenixcontact.com/us/products/3270197>

Application drawing



Fuse terminal block in single arrangement,
block consisting of one fuse terminal block and 4 feed-through terminal blocks

PTC 4-HESILA 250 (5X20) - Fuse modular terminal block

3270197

<https://www.phoenixcontact.com/us/products/3270197>

Circuit diagram



PTC 4-HESILA 250 (5X20) - Fuse modular terminal block





3270197


<https://www.phoenixcontact.com/us/products/3270197>

Approvals

To download certificates, visit the product detail page: <https://www.phoenixcontact.com/us/products/3270197>

	EAC Approval ID: RU C-DE.BL08.B.00644
---	---

	cULus Recognized Approval ID: E60425			
	Nominal voltage U_N	Nominal current I_N	Cross section AWG	Cross section mm^2
B				
	300 V	6.3 A	24 - 10	-
C				
	300 V	6.3 A	24 - 10	-

	CSA Approval ID: 13631			
	Nominal voltage U_N	Nominal current I_N	Cross section AWG	Cross section mm^2
B				
	300 V	6.3 A	24 - 10	-
C				
	300 V	6.3 A	24 - 10	-

PTC 4-HESILA 250 (5X20) - Fuse modular terminal block



3270197

<https://www.phoenixcontact.com/us/products/3270197>

Classifications

ECLASS

ECLASS-13.0	27250113
ECLASS-15.0	27250113

ETIM

ETIM 10.0	EC000899
-----------	----------

UNSPSC

UNSPSC 21.0	39121400
-------------	----------

PTC 4-HESILA 250 (5X20) - Fuse modular terminal block



3270197

<https://www.phoenixcontact.com/us/products/3270197>

Environmental product compliance

EU RoHS

Fulfills EU RoHS substance requirements	Yes, No exemptions
---	--------------------

China RoHS

Environment friendly use period (EFUP)	EFUP-E
	No hazardous substances above the limits

EU REACH SVHC

REACH candidate substance (CAS No.)	No substance above 0.1 wt%
-------------------------------------	----------------------------

EF3.1 Climate Change

CO2e kg	0.212 kg CO2e
---------	---------------

Phoenix Contact 2026 © - all rights reserved
<https://www.phoenixcontact.com>

Phoenix Contact USA
586 Fulling Mill Road
Middletown, PA 17057, United States
(+717) 944-1300
info@phoenixcon.com