

PTRV 4 BU/WH - Marshalling panel



3270119

<https://www.phoenixcontact.com/us/products/3270119>

Please be informed that the data shown in this PDF document is generated from our online catalog. Please find the complete data in the user documentation. Our general terms of use for downloads are valid.



Marshalling panel, nom. voltage: 250 V, nominal current: 10 A, connection method: Push-in connection, 1st, 2nd, 3rd and 4th level, Rated cross section: 1.5 mm², cross section: 0.14 mm² - 2.5 mm², mounting: NS 35/7,5, NS 35/15, color: blue, color of connection elements: white

Your advantages

- Tool-free wiring in a confined space thanks to compact size
- Blue version for using in intrinsically safe circuits in potentially explosive areas (type of protection Ex i)
- Individual color assignment of cable and terminal point to ensure error-free, safe operation
- High contact quality thanks to push-in technology as a replacement for Wire-Wrap®, TERMI-POINT®, etc.
- The 2.3 mm test pick-off enables testing between the conductors with commercially available test probes

Commercial data

Item number	3270119
Packing unit	10 pc
Minimum order quantity	10 pc
Sales key	BE62
Product key	BE6211
GTIN	4055626046655
Weight per piece (including packing)	17.97 g
Weight per piece (excluding packing)	17.97 g
Customs tariff number	85369010
Country of origin	PL

PTRV 4 BU/WH - Marshalling panel



3270119

<https://www.phoenixcontact.com/us/products/3270119>

Technical data

Product properties

Product type	Marshalling terminal
Number of positions	2
Number of connections	16
Number of rows	4
Potentials	4

Insulation characteristics

Overvoltage category	III
----------------------	-----

Electrical properties

Rated surge voltage	6 kV
Maximum power dissipation for nominal condition	0.56 W

Connection data

Number of connections per level	4
Nominal cross section	1.5 mm ²

1st, 2nd, 3rd and 4th level

Connection method	Push-in connection
Stripping length	8 mm ... 10 mm
Connection in acc. with standard	IEC 60947-7-1
Conductor cross-section rigid	0.14 mm ² ... 2.5 mm ²
Cross section AWG	26 ... 14 (converted acc. to IEC)
Conductor cross-section flexible	0.14 mm ² ... 1.5 mm ²
Conductor cross-section, flexible [AWG]	26 ... 16 (converted acc. to IEC)
Conductor cross-section flexible (ferrule without plastic sleeve)	0.14 mm ² ... 1.5 mm ²
Flexible conductor cross-section (ferrule with plastic sleeve)	0.14 mm ² ... 1.5 mm ²
Nominal cross section	1.5 mm ²
Nominal current	10 A
Maximum load current	10 A (with 1.5 mm ² conductor cross-section)
Nominal voltage	250 V

1st, 2nd, 3rd and 4th level Connection cross sections directly pluggable

Conductor cross-section rigid	0.34 mm ² ... 2.5 mm ²
Conductor cross-section, rigid [AWG]	20 ... 14 (converted acc. to IEC)
Conductor cross-section flexible (ferrule without plastic sleeve)	0.34 mm ² ... 1.5 mm ²
Flexible conductor cross-section (ferrule with plastic sleeve)	0.34 mm ² ... 1.5 mm ²

Dimensions

Width	8.3 mm
Height	64 mm
Depth on NS 35/7,5	55.5 mm

PTRV 4 BU/WH - Marshalling panel



3270119

<https://www.phoenixcontact.com/us/products/3270119>

Depth on NS 35/15	63 mm
-------------------	-------

Material specifications

Color	blue (RAL 5015)
Color of connection elements	white
Flammability rating according to UL 94	V0
Insulating material group	I
Insulating material	PA

Electrical tests

Surge voltage test

Test voltage setpoint	4.8 kV
Result	Test passed

Temperature-rise test

Requirement temperature-rise test	Increase in temperature ≤ 45 K
Result	Test passed
Short-time withstand current 1.5 mm ²	0.18 kA
Result	Test passed

Power-frequency withstand voltage

Test voltage setpoint	1.5 kV
Result	Test passed

Mechanical properties

Mechanical data

Open side panel	Yes
-----------------	-----

Mechanical tests

Mechanical strength

Result	Test passed
--------	-------------

Attachment on the carrier

DIN rail/fixing support	NS 35
Test force setpoint	1 N
Result	Test passed

Test for conductor damage and slackening

Rotation speed	10 rpm
Revolutions	135
Conductor cross-section/weight	0.14 mm ² / 0.2 kg
	1.5 mm ² / 0.4 kg
	2.5 mm ² / 0.7 kg
Result	Test passed

Environmental and real-life conditions

Aging

Temperature cycles	192
Result	Test passed

Needle-flame test

Time of exposure	30 s
Result	Test passed

Oscillation/broadband noise

Specification	DIN EN 50155 (VDE 0115-200):2008-03
Spectrum	Long life test category 2, bogie-mounted
Frequency	$f_1 = 5 \text{ Hz}$ to $f_2 = 250 \text{ Hz}$
ASD level	$6.12 \text{ (m/s}^2\text{)}^2\text{/Hz}$
Acceleration	3.12g
Test duration per axis	5 h
Test directions	X-, Y- and Z-axis
Result	Test passed

Shocks

Specification	DIN EN 50155 (VDE 0115-200):2008-03
Pulse shape	Half-sine
Acceleration	30g
Shock duration	18 ms
Number of shocks per direction	3
Test directions	X-, Y- and Z-axis (pos. and neg.)
Result	Test passed

Ambient conditions

Ambient temperature (operation)	-60 °C ... 105 °C (max. short-term operating temperature RTI Elec.)
Ambient temperature (storage/transport)	-25 °C ... 60 °C (for a short time, not exceeding 24 h, -60 °C to +70 °C)
Ambient temperature (assembly)	-5 °C ... 70 °C
Ambient temperature (actuation)	-5 °C ... 70 °C
Permissible humidity (storage/transport)	30 % ... 70 %

Standards and regulations

Connection in acc. with standard	IEC 60947-7-1
----------------------------------	---------------

Mounting

Mounting type	NS 35/7,5
	NS 35/15

PTRV 4 BU/WH - Marshalling panel



3270119

<https://www.phoenixcontact.com/us/products/3270119>

Drawings

Circuit diagram



PTRV 4 BU/WH - Marshalling panel




3270119

<https://www.phoenixcontact.com/us/products/3270119>


Approvals


To download certificates, visit the product detail page: <https://www.phoenixcontact.com/us/products/3270119>

 CSA Approval ID: 158887				
	Nominal voltage U_N	Nominal current I_N	Cross section AWG	Cross section mm^2
B	300 V	10 A	26 - 14	-
D	300 V	10 A	26 - 14	-

 IECEE CB Scheme Approval ID: NL-58817				
	Nominal voltage U_N	Nominal current I_N	Cross section AWG	Cross section mm^2
keine	250 V	10 A	-	-

 EAC Approval ID: RU C-DE.BL08.B.00682				
---	--	--	--	--

 cULus Recognized Approval ID: E60425				
	Nominal voltage U_N	Nominal current I_N	Cross section AWG	Cross section mm^2
D	300 V	10 A	26 - 14	-

 KEMA-KEUR Approval ID: 71-102890				
	Nominal voltage U_N	Nominal current I_N	Cross section AWG	Cross section mm^2
keine				
Only flexible conductors	250 V	10 A	-	0.14 - 1.5
Only rigid conductors	250 V	10 A	-	0.14 - 2.5

DNV Approval ID: TAE000016Y				
---------------------------------------	--	--	--	--

 EAC Approval ID: KZ7500651131219505				
---	--	--	--	--

PTRV 4 BU/WH - Marshalling panel

3270119

<https://www.phoenixcontact.com/us/products/3270119>



PTRV 4 BU/WH - Marshalling panel



3270119

<https://www.phoenixcontact.com/us/products/3270119>

Classifications

ECLASS

ECLASS-13.0	27250105
ECLASS-15.0	27250105

ETIM

ETIM 10.0	EC000897
-----------	----------

UNSPSC

UNSPSC 21.0	39121400
-------------	----------

PTRV 4 BU/WH - Marshalling panel



3270119

<https://www.phoenixcontact.com/us/products/3270119>

Environmental product compliance

EU RoHS

Fulfills EU RoHS substance requirements	Yes, No exemptions
---	--------------------

China RoHS

Environment friendly use period (EFUP)	EFUP-E
	No hazardous substances above the limits

EU REACH SVHC

REACH candidate substance (CAS No.)	No substance above 0.1 wt%
-------------------------------------	----------------------------

Phoenix Contact 2026 © - all rights reserved
<https://www.phoenixcontact.com>

Phoenix Contact USA
586 Fulling Mill Road
Middletown, PA 17057, United States
(+717) 944-1300
info@phoenixcon.com