

MPT 2,5-M - Mini feed-through terminal block



3249005

<https://www.phoenixcontact.com/us/products/3249005>

Please be informed that the data shown in this PDF document is generated from our online catalog. Please find the complete data in the user documentation. Our general terms of use for downloads are valid.



Mini feed-through terminal block, nom. voltage: 800 V, nominal current: 24 A, number of connections: 2, number of positions: 1, connection method: Push-in connection, Rated cross section: 2.5 mm², cross section: 0.14 mm² - 4 mm², mounting type: Mounting using securing pins, color: gray

Your advantages

- Significant space savings with the compact design
- Increased flexibility with single function shafts
- Clear arrangement with marking grooves on each individual terminal point
- Time-saving conductor connection with tool-free and maintenance-free Push-in connection technology
- Testing options for all common test probes

Commercial data

Item number	3249005
Packing unit	50 pc
Minimum order quantity	50 pc
Sales key	BE22
Product key	BE2261
GTIN	4055626405001
Weight per piece (including packing)	5.65 g
Weight per piece (excluding packing)	5.65 g
Customs tariff number	85369010
Country of origin	PL

MPT 2,5-M - Mini feed-through terminal block



3249005

<https://www.phoenixcontact.com/us/products/3249005>

Technical data

Notes

Note on application	Modular
---------------------	---------

Product properties

Product type	Miniature terminal block
Number of positions	1
Number of connections	2
Number of rows	1

Insulation characteristics

Overvoltage category	III
Degree of pollution	3

Electrical properties

Rated surge voltage	8 kV
Maximum power dissipation for nominal condition	0.77 W

Connection data

Number of connections per level	2
Connection method	Push-in connection
Stripping length	8 mm ... 10 mm
Internal cylindrical gage	A3 B3
Connection in acc. with standard	IEC 60947-7-1
Conductor cross-section rigid	0.14 mm ² ... 4 mm ²
Cross section AWG	26 ... 12 (converted acc. to IEC)
Conductor cross-section flexible	0.14 mm ² ... 2.5 mm ²
Conductor cross-section, flexible [AWG]	26 ... 14 (converted acc. to IEC)
Conductor cross-section flexible (ferrule without plastic sleeve)	0.14 mm ² ... 2.5 mm ²
Flexible conductor cross-section (ferrule with plastic sleeve)	0.14 mm ² ... 2.5 mm ²
2 conductors with the same cross section, flexible, with TWIN ferrule with plastic sleeve	0.5 mm ²
Nominal cross section	2.5 mm ²
Nominal current	24 A
Maximum load current	27 A (with 4 mm ² conductor cross-section)
Nominal voltage	800 V

Connection cross sections directly pluggable

Conductor cross-section rigid	0.34 mm ² ... 4 mm ²
Conductor cross-section flexible (ferrule without plastic sleeve)	0.34 mm ² ... 2.5 mm ²
Flexible conductor cross-section (ferrule with plastic sleeve)	0.34 mm ² ... 2.5 mm ²

Dimensions

MPT 2,5-M - Mini feed-through terminal block



3249005

<https://www.phoenixcontact.com/us/products/3249005>

Width	5.2 mm
Height	36 mm
Depth	27.2 mm

Material specifications

Color	gray (RAL 7042)
Flammability rating according to UL 94	V0
Insulating material group	I
Insulating material	PA
Static insulating material application in cold	-60 °C
Relative insulation material temperature index (Elec., UL 746 B)	130 °C
Fire protection for rail vehicles (DIN EN 45545-2) R22	HL 1 - HL 3
Fire protection for rail vehicles (DIN EN 45545-2) R23	HL 1 - HL 3
Fire protection for rail vehicles (DIN EN 45545-2) R24	HL 1 - HL 3
Fire protection for rail vehicles (DIN EN 45545-2) R26	HL 1 - HL 3
Surface flammability NFPA 130 (ASTM E 162)	passed
Specific optical density of smoke NFPA 130 (ASTM E 662)	passed
Smoke gas toxicity NFPA 130 (SMP 800C)	passed

Electrical tests

Surge voltage test

Result	Test passed
--------	-------------

Temperature-rise test

Requirement temperature-rise test	Increase in temperature ≤ 45 K
Result	Test passed
Short-time withstand current 2.5 mm ²	0.3 kA
Result	Test passed

Power-frequency withstand voltage

Test voltage setpoint	2 kV
Result	Test passed

Mechanical properties

Mechanical data

Open side panel	Yes
-----------------	-----

Mechanical tests

Mechanical strength

Result	Test passed
--------	-------------

Attachment on the carrier

Result	Test passed
Note	When aligning several middle versions, the foot versions should be placed so that a maximum of 3 middle versions can be freely

MPT 2,5-M - Mini feed-through terminal block



3249005

<https://www.phoenixcontact.com/us/products/3249005>

	attached between them.
	Securing pin versions should be placed after 3 middle versions.
	Flange covers should be placed after 5 middle versions.
	Depending on the application case and mechanical load, other arrangements of the mounting accessory can also be chosen.

Test for conductor damage and slackening

Rotation speed	10 rpm
Revolutions	135
Conductor cross-section/weight	0.14 mm ² / 0.2 kg
	2.5 mm ² / 0.7 kg
	4 mm ² / 0.9 kg
Result	Test passed

Environmental and real-life conditions

Aging

Temperature cycles	192
Result	Test passed

Needle-flame test

Time of exposure	30 s
Result	Test passed

Oscillation/broadband noise

Specification	DIN EN 50155 (VDE 0115-200):2018-05
Spectrum	Long life test category 2, bogie-mounted
Frequency	$f_1 = 5 \text{ Hz}$ to $f_2 = 250 \text{ Hz}$
ASD level	6.12 (m/s ²) ² /Hz
Acceleration	3.12g
Test duration per axis	5 h
Test directions	X-, Y- and Z-axis
Result	Test passed

Shocks

Specification	DIN EN 50155 (VDE 0115-200):2018-05
Pulse shape	Half-sine
Acceleration	30g
Shock duration	18 ms
Number of shocks per direction	3
Test directions	X-, Y- and Z-axis (pos. and neg.)
Result	Test passed

Ambient conditions

Ambient temperature (operation)	-60 °C ... 110 °C (Operating temperature range incl. self-heating; for max. short-term operating temperature, see RTI Elec.)
Ambient temperature (storage/transport)	-25 °C ... 60 °C (for a short time, not exceeding 24 h, -60 °C to +70 °C)

MPT 2,5-M - Mini feed-through terminal block



3249005

<https://www.phoenixcontact.com/us/products/3249005>

Ambient temperature (assembly)	-5 °C ... 70 °C
Ambient temperature (actuation)	-5 °C ... 70 °C
Permissible humidity (operation)	20 % ... 90 %
Permissible humidity (storage/transport)	30 % ... 70 %

Standards and regulations

Connection in acc. with standard	IEC 60947-7-1
----------------------------------	---------------

Mounting

Mounting type	Mounting using securing pins
---------------	------------------------------

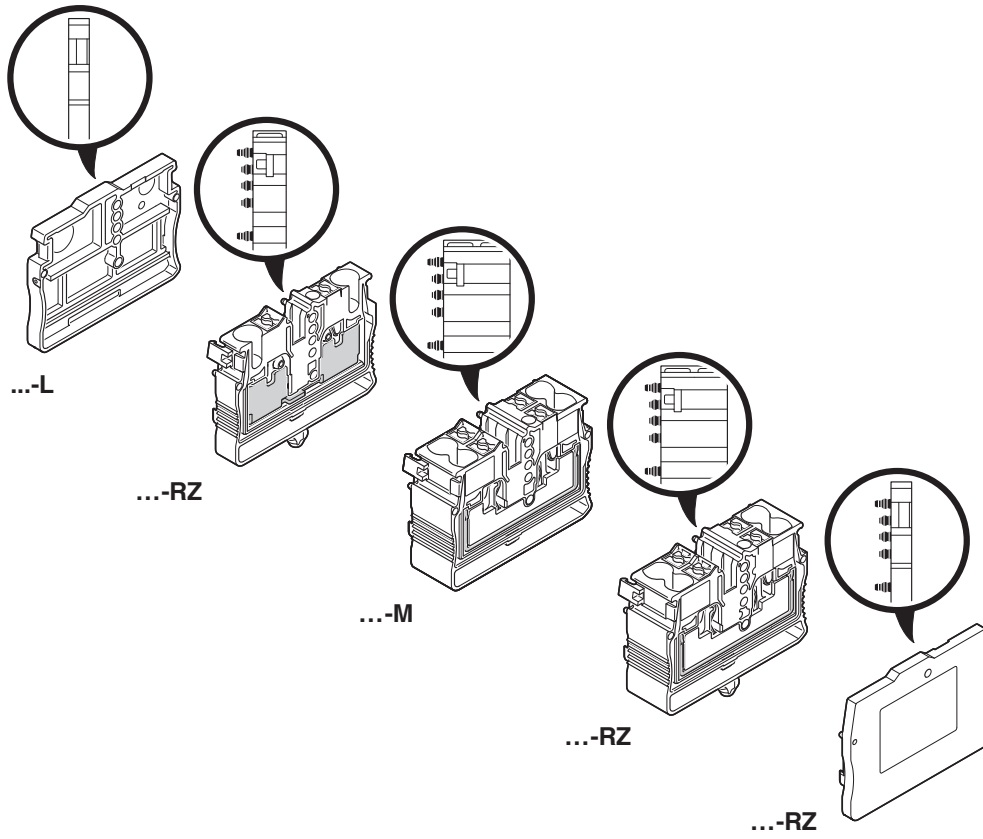
MPT 2,5-M - Mini feed-through terminal block

3249005

<https://www.phoenixcontact.com/us/products/3249005>

Drawings

Schematic diagram

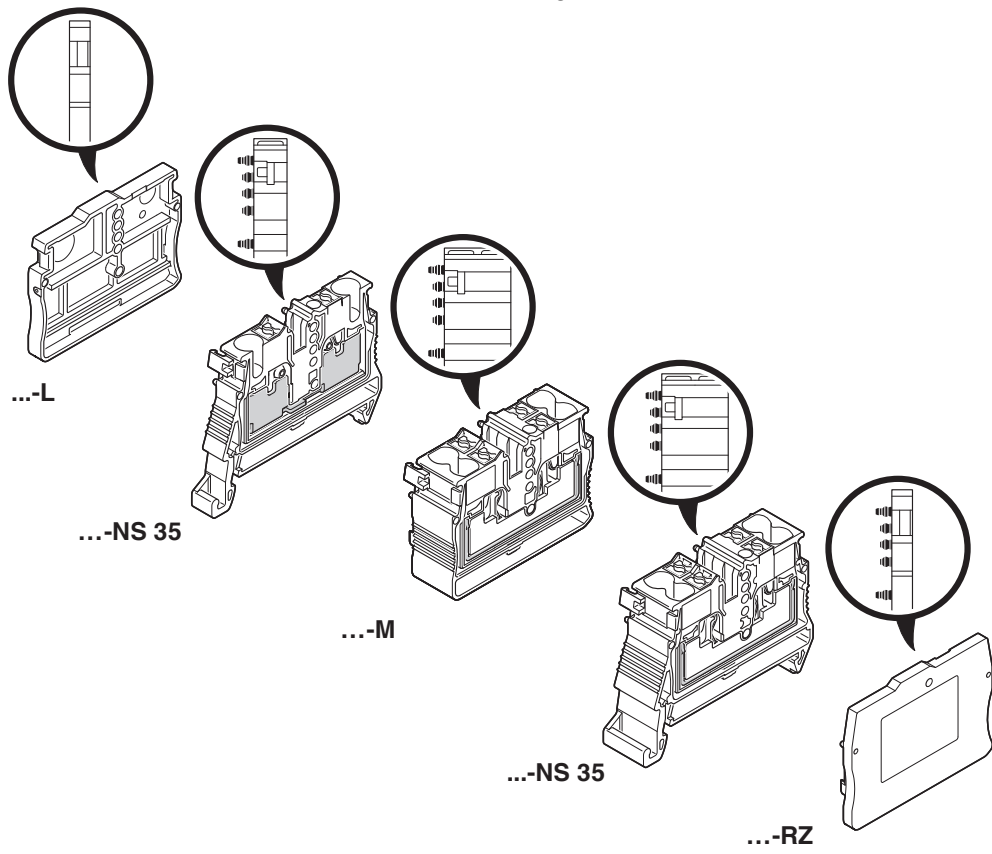


MPT 2,5-M - Mini feed-through terminal block

3249005

<https://www.phoenixcontact.com/us/products/3249005>

Schematic diagram

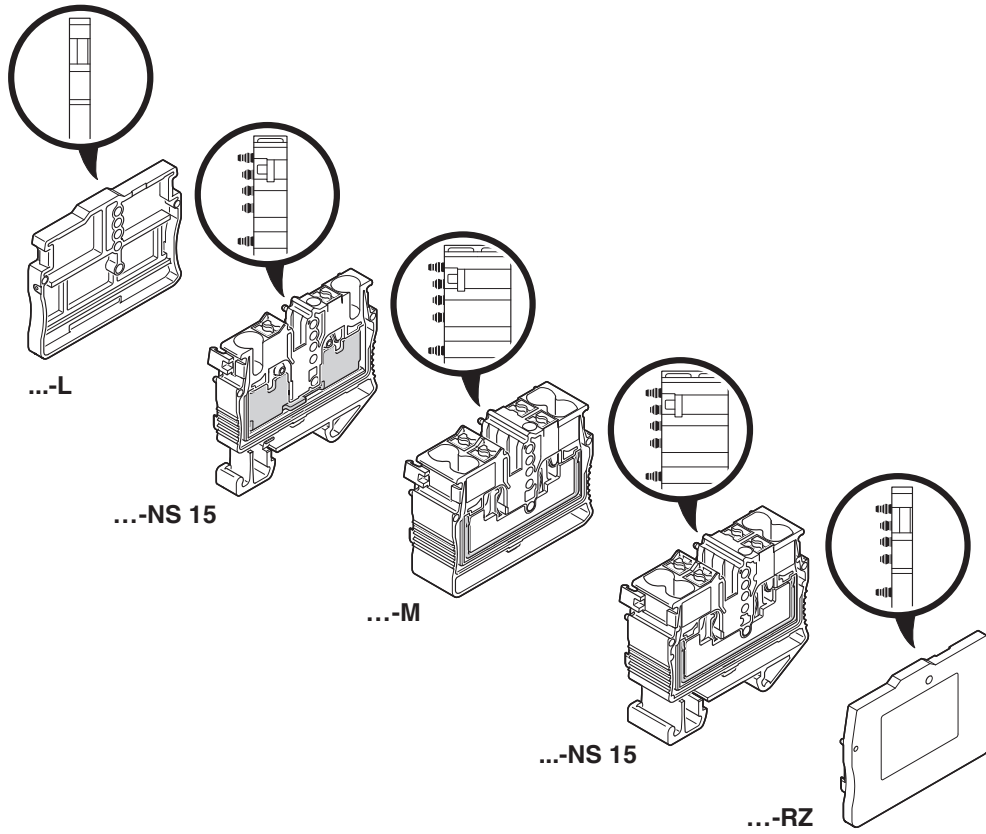


MPT 2,5-M - Mini feed-through terminal block

3249005

<https://www.phoenixcontact.com/us/products/3249005>

Schematic diagram



Circuit diagram



MPT 2,5-M - Mini feed-through terminal block





3249005

<https://www.phoenixcontact.com/us/products/3249005>

Approvals

To download certificates, visit the product detail page: <https://www.phoenixcontact.com/us/products/3249005>

 CSA Approval ID: 13631				
	Nominal voltage U_N	Nominal current I_N	Cross section AWG	Cross section mm^2
B	600 V	20 A	26 - 12	-
C	600 V	20 A	26 - 12	-
D	600 V	5 A	26 - 12	-

 cULus Recognized Approval ID: E60425				
	Nominal voltage U_N	Nominal current I_N	Cross section AWG	Cross section mm^2
B	600 V	20 A	26 - 12	-
C	600 V	20 A	26 - 12	-
F	800 V	20 A	26 - 12	-
D	600 V	5 A	26 - 12	-

DNV Approval ID: TAE00003J4				
---------------------------------------	--	--	--	--

 EAC Approval ID: KZ7500651131219505				
---	--	--	--	--

MPT 2,5-M - Mini feed-through terminal block



3249005

<https://www.phoenixcontact.com/us/products/3249005>

Classifications

ECLASS

ECLASS-13.0	27250101
ECLASS-15.0	27250101

ETIM

ETIM 10.0	EC000897
-----------	----------

UNSPSC

UNSPSC 21.0	39121400
-------------	----------

MPT 2,5-M - Mini feed-through terminal block



3249005

<https://www.phoenixcontact.com/us/products/3249005>

Environmental product compliance

EU RoHS

Fulfills EU RoHS substance requirements	Yes, No exemptions
---	--------------------

China RoHS

Environment friendly use period (EFUP)	EFUP-E
	No hazardous substances above the limits

EU REACH SVHC

REACH candidate substance (CAS No.)	No substance above 0.1 wt%
-------------------------------------	----------------------------

Phoenix Contact 2026 © - all rights reserved

<https://www.phoenixcontact.com>

Phoenix Contact USA
586 Fulling Mill Road
Middletown, PA 17057, United States
(+717) 944-1300
info@phoenixcon.com