

MP 1,5 RD - Micro feed-through terminal block



3248154

<https://www.phoenixcontact.com/us/products/3248154>

Please be informed that the data shown in this PDF document is generated from our online catalog. Please find the complete data in the user documentation. Our general terms of use for downloads are valid.



Micro feed-through terminal block, nom. voltage: 500 V, nominal current: 17.5 A, number of connections: 2, connection method: Push-in connection, cross section: 0.14 mm² - 1.5 mm², mounting type: NS 15, color: red

Your advantages

- Clear arrangement thanks to marking of all terminal points
- Space-saving potential distribution, thanks to compact micro potential distributors
- Flexible use, thanks to DIN rail and direct mounting
- Space-saving, thanks to the compact design
- Convenient test options, thanks to test openings at every terminal point

Commercial data

Item number	3248154
Packing unit	50 pc
Minimum order quantity	50 pc
Sales key	BE22
Product key	BE2261
GTIN	4055626251370
Weight per piece (including packing)	1.952 g
Weight per piece (excluding packing)	1.952 g
Customs tariff number	85369010
Country of origin	PL

MP 1,5 RD - Micro feed-through terminal block



3248154

<https://www.phoenixcontact.com/us/products/3248154>

Technical data

Product properties

Product type	Miniature terminal block
Number of connections	2
Number of rows	1
Potentials	1

Insulation characteristics

Overvoltage category	III
Degree of pollution	3

Electrical properties

Rated surge voltage	6 kV
Maximum power dissipation for nominal condition	0.56 W

Connection data

Number of connections per level	2
Nominal cross section	1.5 mm ²
Rated cross section AWG	14
Connection method	Push-in connection
Stripping length	8 mm ... 10 mm
Internal cylindrical gage	A1 / B1
Connection in acc. with standard	IEC 60947-7-1/IEC 60947-7-2
Conductor cross-section rigid	0.14 mm ² ... 1.5 mm ²
Cross section AWG	26 ... 16 (converted acc. to IEC)
Conductor cross-section flexible	0.14 mm ² ... 1.5 mm ²
Conductor cross-section, flexible [AWG]	26 ... 16 (converted acc. to IEC)
Conductor cross-section flexible (ferrule without plastic sleeve)	0.25 mm ² ... 1.5 mm ²
Flexible conductor cross-section (ferrule with plastic sleeve)	0.25 mm ² ... 1.5 mm ²
Nominal current	17.5 A
Maximum load current	17.5 A
Nominal voltage	500 V

Connection cross sections directly pluggable

Conductor cross-section rigid	0.34 mm ² ... 1.5 mm ²
Conductor cross-section, rigid [AWG]	24 ... 16 (converted acc. to IEC)
Conductor cross-section flexible (ferrule without plastic sleeve)	0.5 mm ² ... 1.5 mm ²
Flexible conductor cross-section (ferrule with plastic sleeve)	0.5 mm ² ... 1.5 mm ²

Dimensions

Width	4.2 mm
Height	21 mm
Depth on NS 15	27.2 mm

MP 1,5 RD - Micro feed-through terminal block



3248154

<https://www.phoenixcontact.com/us/products/3248154>

Material specifications

Color	red (RAL 3001)
Flammability rating according to UL 94	V0
Insulating material group	I
Insulating material	PA
Static insulating material application in cold	-60 °C
Temperature index of insulation material (DIN EN 60216-1 (VDE 0304-21))	125 °C
Relative insulation material temperature index (Elec., UL 746 B)	125 °C

Electrical tests

Surge voltage test

Test voltage setpoint	7.3 kV
Result	Test passed

Temperature-rise test

Requirement temperature-rise test	Increase in temperature \leq 45 K
Result	Test passed
Short-time withstand current 1.5 mm ²	0.18 kA
Result	Test passed

Power-frequency withstand voltage

Test voltage setpoint	1.89 kV
Result	Test passed

Mechanical properties

Mechanical data

Open side panel	No
-----------------	----

Mechanical tests

Mechanical strength

Result	Test passed
--------	-------------

Attachment on the carrier

DIN rail/fixing support	NS 15
Test force setpoint	1 N
Result	Test passed

Test for conductor damage and slackening

Rotation speed	10 rpm
Revolutions	135
Conductor cross-section/weight	0.14 mm ² / 0.2 kg
	1.5 mm ² / 0.4 kg
Result	Test passed

MP 1,5 RD - Micro feed-through terminal block



3248154

<https://www.phoenixcontact.com/us/products/3248154>

Environmental and real-life conditions

Aging

Temperature cycles	192
Result	Test passed

Needle-flame test

Time of exposure	30 s
Result	Test passed

Oscillation/broadband noise

Specification	DIN EN 50155 (VDE 0115-200):2008-03
Spectrum	Long life test category 2, bogie-mounted
Frequency	$f_1 = 5 \text{ Hz}$ to $f_2 = 250 \text{ Hz}$
ASD level	$6.12 \text{ (m/s}^2\text{)}^2\text{/Hz}$
Acceleration	3.12g
Test duration per axis	5 h
Test directions	X-, Y- and Z-axis
Result	Test passed

Shocks

Specification	DIN EN 50155 (VDE 0115-200):2008-03
Pulse shape	Half-sine
Acceleration	30g
Shock duration	18 ms
Number of shocks per direction	3
Test directions	X-, Y- and Z-axis (pos. and neg.)
Result	Test passed

Ambient conditions

Ambient temperature (operation)	-60 °C ... 110 °C (Operating temperature range incl. self-heating; for max. short-term operating temperature, see RTI Elec.)
Ambient temperature (storage/transport)	-25 °C ... 60 °C (for a short time, not exceeding 24 h, -60 °C to +70 °C)
Ambient temperature (assembly)	-5 °C ... 70 °C
Ambient temperature (actuation)	-5 °C ... 70 °C
Permissible humidity (operation)	20 % ... 90 %
Permissible humidity (storage/transport)	30 % ... 70 %

Standards and regulations

Connection in acc. with standard	IEC 60947-7-1/IEC 60947-7-2
----------------------------------	-----------------------------

Mounting

Mounting type	NS 15
---------------	-------

MP 1,5 RD - Micro feed-through terminal block

3248154

<https://www.phoenixcontact.com/us/products/3248154>



Drawings

Circuit diagram



MP 1,5 RD - Micro feed-through terminal block





3248154

<https://www.phoenixcontact.com/us/products/3248154>


Approvals


To download certificates, visit the product detail page: <https://www.phoenixcontact.com/us/products/3248154>


 CSA Approval ID: 158887				
	Nominal voltage U_N	Nominal current I_N	Cross section AWG	Cross section mm^2
B	300 V	15 A	26 - 14	-
C	300 V	15 A	26 - 14	-
D	150 V	15 A	26 - 14	-

 IECEE CB Scheme Approval ID: DE1-62773				
	Nominal voltage U_N	Nominal current I_N	Cross section AWG	Cross section mm^2
keine	500 V	17.5 A	-	- 1.5

 EAC Approval ID: RU C-DE.BL08.B.00644				
---	--	--	--	--

 cULus Recognized Approval ID: E60425				
	Nominal voltage U_N	Nominal current I_N	Cross section AWG	Cross section mm^2
B	300 V	15 A	26 - 14	-
C	300 V	15 A	26 - 14	-
D	150 V	15 A	26 - 14	-

 VDE Zeichengenehmigung Approval ID: 40040312				
	Nominal voltage U_N	Nominal current I_N	Cross section AWG	Cross section mm^2
keine	500 V	17.5 A	-	0.2 - 1.5

 EAC Approval ID: KZ7500651131219505				
---	--	--	--	--

MP 1,5 RD - Micro feed-through terminal block

3248154

<https://www.phoenixcontact.com/us/products/3248154>



MP 1,5 RD - Micro feed-through terminal block



3248154

<https://www.phoenixcontact.com/us/products/3248154>

Classifications

ECLASS

ECLASS-13.0	27250101
ECLASS-15.0	27250101

ETIM

ETIM 10.0	EC000897
-----------	----------

UNSPSC

UNSPSC 21.0	39121400
-------------	----------

MP 1,5 RD - Micro feed-through terminal block



3248154

<https://www.phoenixcontact.com/us/products/3248154>

Environmental product compliance

EU RoHS

Fulfills EU RoHS substance requirements	Yes, No exemptions
---	--------------------

China RoHS

Environment friendly use period (EFUP)	EFUP-E
	No hazardous substances above the limits

EU REACH SVHC

REACH candidate substance (CAS No.)	No substance above 0.1 wt%
-------------------------------------	----------------------------

Phoenix Contact 2026 © - all rights reserved
<https://www.phoenixcontact.com>

Phoenix Contact USA
586 Fulling Mill Road
Middletown, PA 17057, United States
(+717) 944-1300
info@phoenixcon.com