

# UKH 95-F BU - High-current terminal block



3247064

<https://www.phoenixcontact.com/us/products/3247064>

Please be informed that the data shown in this PDF document is generated from our online catalog. Please find the complete data in the user documentation. Our general terms of use for downloads are valid.



for direct mounting

High-current terminal block, nom. voltage: 1000 V, nominal current: 232 A, number of connections: 2, number of positions: 1, connection method: Screw connection, Rated cross section: 95 mm<sup>2</sup>, cross section: 25 mm<sup>2</sup> - 95 mm<sup>2</sup>, mounting type: direct screw connection, color: blue

## Your advantages

- Reliable cable connection is ensured by three-point centering of the conductor in the prismatic sleeve base
- Screw locking by means of spring-loaded elements in the clamping part
- Low contact resistance of the contact surface due to ribbing

## Commercial data

Item number	3247064
Packing unit	10 pc
Minimum order quantity	10 pc
Product key	BE1311
GTIN	4046356733328
Weight per piece (including packing)	235.16 g
Weight per piece (excluding packing)	235.16 g
Country of origin	IN

## Technical data

### Notes

#### General

Note	For a reliable contact of multi stranded conductors it is recommended to untwist multi stranded conductors.
------	---

### Product properties

Product type	High current terminal block
Number of positions	1
Number of connections	2
Number of rows	1
Potentials	1

#### Insulation characteristics

Overvoltage category	III
Degree of pollution	3

### Electrical properties

Rated surge voltage	8 kV
Maximum power dissipation for nominal condition	7.54 W

### Connection data

Number of connections per level	2
Nominal cross section	95 mm <sup>2</sup>

#### Level 1 above 1 below 1

Connection method	Screw connection
Screw thread	M8
Note	Screws with hexagonal socket
Tightening torque	15 ... 20 Nm
Stripping length	33 mm
Connection in acc. with standard	IEC 60947-7-1
Conductor cross-section rigid	25 mm <sup>2</sup> ... 95 mm <sup>2</sup>
Cross section AWG	2 ... 3/0 (converted acc. to IEC)
Conductor cross-section flexible	35 mm <sup>2</sup> ... 95 mm <sup>2</sup>
Conductor cross-section, flexible [AWG]	1/0 ... 3/0 (converted acc. to IEC)
Conductor cross-section flexible (ferrule without plastic sleeve)	35 mm <sup>2</sup> ... 95 mm <sup>2</sup>
Flexible conductor cross-section (ferrule with plastic sleeve)	35 mm <sup>2</sup> ... 95 mm <sup>2</sup>
Cross-section with insertion bridge, rigid	95 mm <sup>2</sup>
Cross-section with insertion bridge, flexible	70 mm <sup>2</sup>
2 conductors with same cross section, rigid	25 mm <sup>2</sup> ... 35 mm <sup>2</sup>
2 conductors with same cross section, flexible	25 mm <sup>2</sup> ... 35 mm <sup>2</sup>
2 conductors with same cross section, flexible, with ferrule	16 mm <sup>2</sup> ... 35 mm <sup>2</sup>

# UKH 95-F BU - High-current terminal block



3247064

<https://www.phoenixcontact.com/us/products/3247064>

without plastic sleeve	
Nominal cross section	95 mm <sup>2</sup>
Nominal current	232 A
Maximum load current	232 A
Nominal voltage	1000 V
Note	Note: Product releases, connection cross sections and notes on connecting aluminum cables can be found in the download area.

## Ex data

### Rated data (ATEX/IECEX)

Identification	⊕ II 2 GD Ex eb IIC Gb
Operating temperature range	-60 °C ... 110 °C
Ex-certified accessories	1201934 VDE-ISS 6
List of bridges	Insertion bridge / EB 2-25/UKH / 0201362 Insertion bridge / EB 3-25/UKH / 0201375
Bridge data	177 A (95 mm <sup>2</sup> )
Ex temperature increase	40 K (238.1 A / 95 mm <sup>2</sup> )
at bridging with insertion bridge	690 V
Rated insulation voltage	800 V
output	(Permanent)

### Ex level General

Rated voltage	880 V
Rated current	216 A
Maximum load current	216 A
Contact resistance	0.06 mΩ

### Ex connection data General

Torque range	15 Nm ... 20 Nm
Nominal cross section	95 mm <sup>2</sup>
Rated cross section AWG	3/0
Connection capacity rigid	25 mm <sup>2</sup> ... 95 mm <sup>2</sup>
Connection capacity AWG	4 ... 3/0
Connection capacity flexible	35 mm <sup>2</sup> ... 95 mm <sup>2</sup>
Connection capacity AWG	2 ... 3/0
2 conductors with same cross section, solid	25 mm <sup>2</sup> ... 35 mm <sup>2</sup>
2 conductors with the same cross-section AWG rigid	4 ... 2
2 conductors with same cross section, stranded	25 mm <sup>2</sup> ... 35 mm <sup>2</sup>
2 conductors with the same cross-section AWG flexible	4 ... 2

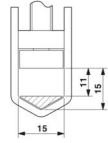
## Dimensions

# UKH 95-F BU - High-current terminal block



3247064

<https://www.phoenixcontact.com/us/products/3247064>

Dimensional drawing	
Width	25 mm
Height	83 mm
Depth	90 mm
Drill hole spacing	106.1 mm
Hole diameter	6.5 mm

## Material specifications

Color	blue (RAL 5015)
Flammability rating according to UL 94	V0
Insulating material group	I
Insulating material	PA

## Electrical tests

### Surge voltage test

Result	Test passed
--------	-------------

### Temperature-rise test

Requirement temperature-rise test	Increase in temperature $\leq 45$ K
Result	Test passed
Short-time withstand current 95 mm <sup>2</sup>	11.4 kA
Result	Test passed

### Power-frequency withstand voltage

Test voltage setpoint	2.2 kV
Result	Test passed

## Mechanical properties

### Mechanical data

Open side panel	No
-----------------	----

### Technical data

Drill hole spacing	106.1 mm
--------------------	----------

## Mechanical tests

### Mechanical strength

Result	Test passed
--------	-------------

### Attachment on the carrier

DIN rail/fixing support	NS 32/NS 35
Result	Test passed

## Test for conductor damage and slackening

Rotation speed	10 (+/- 2) rpm
Revolutions	135
Conductor cross-section/weight	25 mm <sup>2</sup> / 4.5 kg
	35 mm <sup>2</sup> / 6.8 kg
	95 mm <sup>2</sup> /14 kg
Result	Test passed

## Environmental and real-life conditions

### Needle-flame test

Time of exposure	30 s
Result	Test passed

### Oscillation/broadband noise

Specification	DIN EN 50155 (VDE 0115-200):2022-06
Spectrum	Long life test category 2, bogie-mounted
Frequency	$f_1 = 5 \text{ Hz}$ to $f_2 = 250 \text{ Hz}$
ASD level	6.12 (m/s <sup>2</sup> ) <sup>2</sup> /Hz
Acceleration	3.12g
Test duration per axis	5 h
Test directions	X-, Y- and Z-axis
Result	Test passed

### Shocks

Specification	DIN EN 50155 (VDE 0115-200):2022-06
Pulse shape	Half-sine
Acceleration	5g
Shock duration	30 ms
Number of shocks per direction	3
Test directions	X-, Y- and Z-axis (pos. and neg.)
Result	Test passed

### Ambient conditions

Ambient temperature (operation)	-60 °C ... 110 °C (Operating temperature range incl. self-heating; for max. short-term operating temperature, see RTI Elec.)
Ambient temperature (storage/transport)	-25 °C ... 60 °C (for a short time, not exceeding 24 h, -60 °C to +70 °C)
Ambient temperature (assembly)	-5 °C ... 70 °C
Ambient temperature (actuation)	-5 °C ... 70 °C
Permissible humidity (operation)	20 % ... 90 %
Permissible humidity (storage/transport)	30 % ... 70 %

## Standards and regulations

Connection in acc. with standard	IEC 60947-7-1
----------------------------------	---------------

# UKH 95-F BU - High-current terminal block



3247064

<https://www.phoenixcontact.com/us/products/3247064>

## Mounting

Mounting type	direct screw connection
---------------	-------------------------

# UKH 95-F BU - High-current terminal block

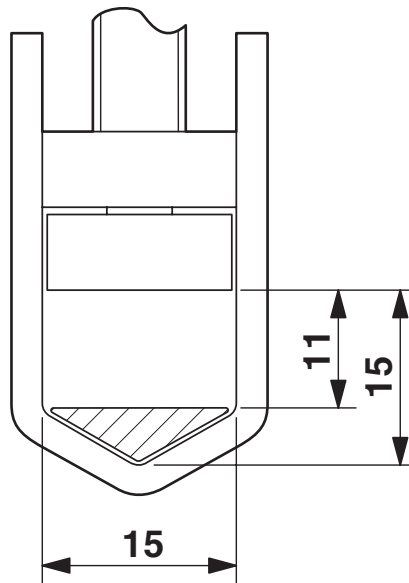
3247064

<https://www.phoenixcontact.com/us/products/3247064>

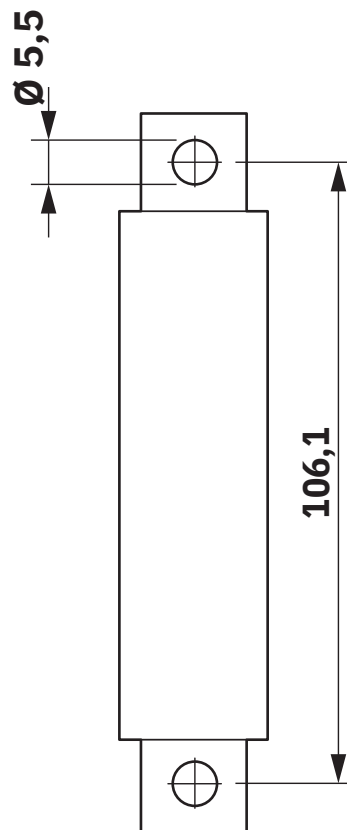


## Drawings

Dimensional drawing



Dimensional drawing



# UKH 95-F BU - High-current terminal block

3247064

<https://www.phoenixcontact.com/us/products/3247064>

Schematic diagram



Connecting aluminum cables. Further notes can be found in the download area

Circuit diagram



# UKH 95-F BU - High-current terminal block




3247064


<https://www.phoenixcontact.com/us/products/3247064>


## Approvals


To download certificates, visit the product detail page: <https://www.phoenixcontact.com/us/products/3247064>

 <b>cULus Recognized</b> Approval ID: E60425				
	Nominal voltage $U_N$	Nominal current $I_N$	Cross section AWG	Cross section $\text{mm}^2$
B				
	600 V	230 A	2 - 4/0	-
Multi-conductor connection	600 V	230 A	4 - 2	-
C				
	600 V	230 A	2 - 4/0	-
Multi-conductor connection	600 V	230 A	4 - 2	-

 <b>ATEX</b> Approval ID: KEMA98ATEX1786U	
---	--

 <b>IECEx</b> Approval ID: IECExKEM06.0029U	
---	--

 <b>UKCA-EX</b> Approval ID: DEKRA 21UKEX0307U	
--	--

 <b>CCC</b> Approval ID: 2020322313000623	
---	--

# UKH 95-F BU - High-current terminal block



3247064

<https://www.phoenixcontact.com/us/products/3247064>

## Classifications

### ECLASS

ECLASS-13.0	27250101
ECLASS-15.0	27250101

### ETIM

ETIM 10.0	EC000897
-----------	----------

### UNSPSC

UNSPSC 21.0	39121400
-------------	----------

# UKH 95-F BU - High-current terminal block



3247064

<https://www.phoenixcontact.com/us/products/3247064>

## Environmental product compliance

### EU RoHS

Fulfills EU RoHS substance requirements	Yes, No exemptions
---	--------------------

### China RoHS

Environment friendly use period (EFUP)	EFUP-E
	No hazardous substances above the limits

### EU REACH SVHC

REACH candidate substance (CAS No.)	No substance above 0.1 wt%
-------------------------------------	----------------------------

Phoenix Contact 2026 © - all rights reserved  
<https://www.phoenixcontact.com>

Phoenix Contact USA  
586 Fulling Mill Road  
Middletown, PA 17057, United States  
(+717) 944-1300  
[info@phoenixcon.com](mailto:info@phoenixcon.com)