

MSDB 2,5-RZ BU - Mini feed-through terminal block



3244342

<https://www.phoenixcontact.com/us/products/3244342>

Please be informed that the data shown in this PDF document is generated from our online catalog. Please find the complete data in the user documentation. Our general terms of use for downloads are valid.



Mini feed-through terminal block, nom. voltage: 800 V, nominal current: 24 A, number of connections: 4, connection method: Spring-cage connection, Rated cross section: 2.5 mm², 1 level, cross section: 0.08 mm² - 4 mm², mounting type: on mounting panel, color: blue

Your advantages

- Can be freely combined with MS(D)B 2,5-M middle terminal blocks
- Clear arrangement thanks to marking of all terminal points
- Space saving thanks to compact design and mounting option on a 15 mm DIN rail
- Easy potential distribution thanks to standardized plug-in bridges

Commercial data

Item number	3244342
Packing unit	50 pc
Minimum order quantity	50 pc
Product key	BE2165
GTIN	4046356145541
Weight per piece (including packing)	6.934 g
Weight per piece (excluding packing)	6.289 g
Country of origin	CN

MSDB 2,5-RZ BU - Mini feed-through terminal block



3244342

<https://www.phoenixcontact.com/us/products/3244342>

Technical data

Product properties

Product type	Miniature terminal block
Number of connections	4
Number of rows	1

Insulation characteristics

Overvoltage category	III
Degree of pollution	3

Electrical properties

Rated surge voltage	8 kV
Maximum power dissipation for nominal condition	0.77 W

Connection data

Number of connections per level	2
Nominal cross section	2.5 mm ²

1 level

Connection method	Spring-cage connection
Stripping length	8 mm
Internal cylindrical gage	A3
Connection in acc. with standard	IEC 60947-7-1
Conductor cross-section rigid	0.08 mm ² ... 4 mm ²
Cross section AWG	28 ... 12 (converted acc. to IEC)
Conductor cross-section flexible	0.08 mm ² ... 2.5 mm ²
Conductor cross-section, flexible [AWG]	28 ... 14 (converted acc. to IEC)
Conductor cross-section flexible (ferrule without plastic sleeve)	0.14 mm ² ... 2.5 mm ²
Flexible conductor cross-section (ferrule with plastic sleeve)	0.14 mm ² ... 2.5 mm ²
2 conductors with the same cross section, flexible, with TWIN ferrule with plastic sleeve	0.5 mm ²
Nominal cross section	2.5 mm ²
Nominal current	24 A
Maximum load current	30 A (with 4 mm ² conductor cross-section)
Nominal voltage	800 V
Connection in acc. with standard	IEC/EN 60079-7

Ex data

Rated data (ATEX/IECEX)

Identification	⊕ II 2 G Ex eb IIC Gb
Operating temperature range	-60 °C ... 110 °C
Ex-certified accessories	3024177 D-MZB 1,5 3024180 D-MSB 1,5-F

MSDB 2,5-RZ BU - Mini feed-through terminal block



3244342

<https://www.phoenixcontact.com/us/products/3244342>

	1204517 SZF 1-0,6X3,5
List of bridges	Insertion bridge / ESB 2-MZDB / 3029703
Bridge data	21 A (2.5 mm ²)
Ex temperature increase	40 K (21.3 A / 2.5 mm ²)
Rated insulation voltage when mounting on DIN rails	630 V
Rated insulation voltage when directly mounted on mounting surface	500 V
output	(Permanent)

Ex level General

Rated voltage when mounting on DIN rails	690 V
Rated voltage during direct mounting on mounting surface	550 V
Rated current	21 A
Maximum load current	26 A
Contact resistance	0.87 mΩ

Ex connection data General

Nominal cross section	2.5 mm ²
Rated cross section AWG	14
Connection capacity rigid	0.08 mm ² ... 4 mm ²
Connection capacity AWG	28 ... 12
Connection capacity flexible	0.08 mm ² ... 2.5 mm ²
Connection capacity AWG	28 ... 14

Dimensions

Dimensional drawing	
Width	10.4 mm
End cover width	4 mm
Height	32 mm
Depth	22 mm
Drill hole spacing	10.3 mm
Hole diameter	3.5 mm
Plate thickness	0.6 mm ... 1.5 mm

Material specifications

Color	blue (RAL 5015)
Flammability rating according to UL 94	V0
Insulating material group	I
Insulating material	PA
Static insulating material application in cold	-60 °C
Temperature index of insulation material (DIN EN 60216-1 (VDE 0304-21))	130 °C
Relative insulation material temperature index (Elec., UL 746 B)	130 °C

MSDB 2,5-RZ BU - Mini feed-through terminal block



3244342

<https://www.phoenixcontact.com/us/products/3244342>

Fire protection for rail vehicles (DIN EN 45545-2) R22	HL 1 - HL 3
Fire protection for rail vehicles (DIN EN 45545-2) R23	HL 1 - HL 3
Fire protection for rail vehicles (DIN EN 45545-2) R24	HL 1 - HL 3
Fire protection for rail vehicles (DIN EN 45545-2) R26	HL 1 - HL 3
Calorimetric heat release NFPA 130 (ASTM E 1354)	28 MJ/kg
Surface flammability NFPA 130 (ASTM E 162)	passed
Specific optical density of smoke NFPA 130 (ASTM E 662)	passed
Smoke gas toxicity NFPA 130 (SMP 800C)	passed

Mechanical properties

Mechanical data

Open side panel	Yes
-----------------	-----

Technical data

Drill hole spacing	10.3 mm
--------------------	---------

Environmental and real-life conditions

Ambient conditions

Ambient temperature (operation)	-60 °C ... 110 °C (Operating temperature range incl. self-heating; for max. short-term operating temperature, see RTI Elec.)
Ambient temperature (storage/transport)	-25 °C ... 60 °C (for a short time, not exceeding 24 h, -60 °C to +70 °C)
Ambient temperature (assembly)	-5 °C ... 70 °C
Ambient temperature (actuation)	-5 °C ... 70 °C
Permissible humidity (operation)	20 % ... 90 %
Permissible humidity (storage/transport)	30 % ... 70 %

Standards and regulations

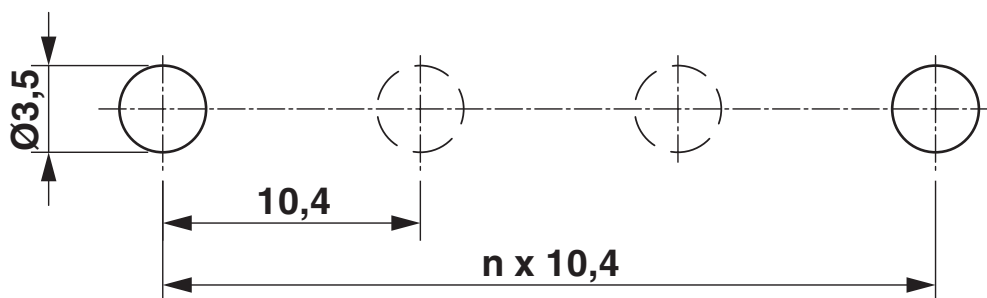
Connection in acc. with standard	IEC 60947-7-1
	IEC/EN 60079-7

Mounting

Mounting type	on mounting panel
---------------	-------------------

Drawings

Dimensional drawing



Circuit diagram



MSDB 2,5-RZ BU - Mini feed-through terminal block




3244342


<https://www.phoenixcontact.com/us/products/3244342>


Approvals

To download certificates, visit the product detail page: <https://www.phoenixcontact.com/us/products/3244342>


 CSA Approval ID: 13631				
	Nominal voltage U_N	Nominal current I_N	Cross section AWG	Cross section mm^2
B	600 V	20 A	28 - 12	-
C	600 V	20 A	28 - 12	-

 IECEE CB Scheme Approval ID: DE1-62820				
	Nominal voltage U_N	Nominal current I_N	Cross section AWG	Cross section mm^2
keine	800 V	24 A	-	0.2 - 2.5

 cULus Recognized Approval ID: E60425				
	Nominal voltage U_N	Nominal current I_N	Cross section AWG	Cross section mm^2
B	600 V	20 A	28 - 12	-
C	600 V	20 A	28 - 12	-

 VDE approval of drawings Approval ID: 40029769				
	Nominal voltage U_N	Nominal current I_N	Cross section AWG	Cross section mm^2
keine	800 V	24 A	-	0.2 - 2.5

 CCC Approval ID: 2020322313000629				
---	--	--	--	--

 EAC Ex Approval ID: KZ 7500525010101950				
---	--	--	--	--

 IECEx Approval ID: IECExPTB08.0048U				
---	--	--	--	--

MSDB 2,5-RZ BU - Mini feed-through terminal block



3244342

<https://www.phoenixcontact.com/us/products/3244342>



ATEX

Approval ID: PTB08ATEX1075U



UKCA-EX

Approval ID: CSAE 22UKEX1245U

MSDB 2,5-RZ BU - Mini feed-through terminal block



3244342

<https://www.phoenixcontact.com/us/products/3244342>

Classifications

ECLASS

ECLASS-13.0	27250101
ECLASS-15.0	27250101

ETIM

ETIM 10.0	EC000897
-----------	----------

UNSPSC

UNSPSC 21.0	39121400
-------------	----------

MSDB 2,5-RZ BU - Mini feed-through terminal block



3244342

<https://www.phoenixcontact.com/us/products/3244342>

Environmental product compliance

EU RoHS

Fulfills EU RoHS substance requirements	Yes, No exemptions
---	--------------------

China RoHS

Environment friendly use period (EFUP)	EFUP-E
	No hazardous substances above the limits

EU REACH SVHC

REACH candidate substance (CAS No.)	No substance above 0.1 wt%
-------------------------------------	----------------------------

EF3.1 Climate Change

CO2e kg	0.079 kg CO2e
---------	---------------

Phoenix Contact 2026 © - all rights reserved
<https://www.phoenixcontact.com>

Phoenix Contact USA
586 Fulling Mill Road
Middletown, PA 17057, United States
(+717) 944-1300
info@phoenixcon.com