

PTS 1,5/S-TWIN-PE - Protective conductor terminal block



3214602

<https://www.phoenixcontact.com/us/products/3214602>

Please be informed that the data shown in this PDF document is generated from our online catalog. Please find the complete data in the user documentation. Our general terms of use for downloads are valid.



Protective conductor terminal block, number of connections: 3, connection method: Push-in connection, 1 level, cross section: $0.14 \text{ mm}^2 - 1.5 \text{ mm}^2$, mounting type: NS 35/7,5, NS 35/15, color: green-yellow

Your advantages

- Time-saving conductor connection thanks to tool-free direct-connection technology
- Vibration-resistant and maintenance-free conductor connection
- Full flexibility thanks to the standardized CLIPLINE complete bridging, marking, and testing accessories
- Meet the requirements of DIN EN 60947-7-2 or IEC 60947-7-2 for protective conductor connections
- High level of safety thanks to the low-resistance connection to the ground potential via the top-hat rail
- Direct contacting with the DIN rail enables fast, error-free grounding without additional wiring effort.

Commercial data

Item number	3214602
Packing unit	50 pc
Minimum order quantity	50 pc
Sales key	BE22
Product key	BE2222
GTIN	4046356616348
Weight per piece (including packing)	6.89 g
Weight per piece (excluding packing)	6.89 g
Customs tariff number	85369010
Country of origin	PL

PTS 1,5/S-TWIN-PE - Protective conductor terminal block



3214602

<https://www.phoenixcontact.com/us/products/3214602>

Technical data

Product properties

Product type	Ground terminal block
Product family	PTS
Number of connections	3
Number of rows	1

Insulation characteristics

Overvoltage category	III
Degree of pollution	3

Electrical properties

Rated surge voltage	6 kV
Maximum power dissipation for nominal condition	0.56 W

Connection data

Grounding foot	Yes
Number of connections per level	3
Nominal cross section	1.5 mm ²

1 level

Connection method	Push-in connection
Note	Please observe the current carrying capacity of the DIN rails.
Stripping length	8 mm ... 10 mm
Internal cylindrical gage	A1 / B1
Connection in acc. with standard	IEC 60947-7-2
Conductor cross-section rigid	0.14 mm ² ... 1.5 mm ²
Cross section AWG	26 ... 16 (converted acc. to IEC)
Conductor cross-section flexible	0.14 mm ² ... 1.5 mm ²
Conductor cross-section, flexible [AWG]	26 ... 16 (converted acc. to IEC)
Conductor cross-section flexible (ferrule without plastic sleeve)	0.14 mm ² ... 1.5 mm ²
Flexible conductor cross-section (ferrule with plastic sleeve)	0.14 mm ² ... 1 mm ² (Using the AI-S 1-8 TQ ferrule, Item No. 1200293, is recommended)

1 level Connection cross sections directly pluggable

Conductor cross-section rigid	0.25 mm ² ... 1.5 mm ²
Conductor cross-section flexible (ferrule without plastic sleeve)	0.34 mm ² ... 1.5 mm ²
Flexible conductor cross-section (ferrule with plastic sleeve)	0.34 mm ² ... 1 mm ²

Ex data

Rated data (ATEX/IECEX)

Identification	⊕ II 2 GD Ex eb IIC Gb
Operating temperature range (1)	-60 °C ... 85 °C
Operating temperature range (2)	-40 °C ... 110 °C

PTS 1,5/S-TWIN-PE - Protective conductor terminal block



3214602

<https://www.phoenixcontact.com/us/products/3214602>

Ex-certified accessories	3214576 D-PTS 1,5/S
	1204504 SZF 0-0,4X2,5
	3022276 CLIPFIX 35-5
	3022218 CLIPFIX 35
output	(Permanent)

Ex connection data General

Nominal cross section	1.5 mm ²
Rated cross section AWG	16
Connection capacity rigid	0.14 mm ² ... 1.5 mm ²
Connection capacity AWG	26 ... 16
Connection capacity flexible	0.14 mm ² ... 1.5 mm ²
Connection capacity AWG	26 ... 16

Dimensions

Width	3.5 mm
End cover width	2.2 mm
Height	50.7 mm
Depth	37 mm
Depth on NS 35/7,5	38.5 mm
Depth on NS 35/15	46 mm

Material specifications

Color	green-yellow
Flammability rating according to UL 94	V0
Insulating material group	I
Insulating material	PA
Static insulating material application in cold	-60 °C
Temperature index of insulation material (DIN EN 60216-1 (VDE 0304-21))	130 °C
Relative insulation material temperature index (Elec., UL 746 B)	130 °C
Fire protection for rail vehicles (DIN EN 45545-2) R22	HL 1 - HL 3
Fire protection for rail vehicles (DIN EN 45545-2) R23	HL 1 - HL 3
Fire protection for rail vehicles (DIN EN 45545-2) R24	HL 1 - HL 3
Fire protection for rail vehicles (DIN EN 45545-2) R26	HL 1 - HL 3
Calorimetric heat release NFPA 130 (ASTM E 1354)	28 MJ/kg
Surface flammability NFPA 130 (ASTM E 162)	passed
Specific optical density of smoke NFPA 130 (ASTM E 662)	passed
Smoke gas toxicity NFPA 130 (SMP 800C)	passed

Mechanical properties

Mechanical data

Open side panel	Yes
-----------------	-----

Environmental and real-life conditions

PTS 1,5/S-TWIN-PE - Protective conductor terminal block



3214602

<https://www.phoenixcontact.com/us/products/3214602>

Oscillation/broadband noise

Specification	DIN EN 50155 (VDE 0115-200):2008-03
Spectrum	Long life test category 1, class B, body mounted
Frequency	$f_1 = 5 \text{ Hz}$ to $f_2 = 150 \text{ Hz}$
ASD level	$1.857 \text{ (m/s}^2\text{)}^2\text{/Hz}$
Acceleration	0.8g
Test duration per axis	5 h
Test directions	X-, Y- and Z-axis
Result	Test passed

Shocks

Specification	DIN EN 50155 (VDE 0115-200):2008-03
Pulse shape	Half-sine
Acceleration	5g
Shock duration	30 ms
Number of shocks per direction	3
Test directions	X-, Y- and Z-axis (pos. and neg.)
Result	Test passed

Ambient conditions

Ambient temperature (operation)	-60 °C ... 110 °C (Operating temperature range incl. self-heating; for max. short-term operating temperature, see RTI Elec.)
Ambient temperature (storage/transport)	-25 °C ... 60 °C (for a short time, not exceeding 24 h, -60 °C to +70 °C)
Ambient temperature (assembly)	-5 °C ... 70 °C
Ambient temperature (actuation)	-5 °C ... 70 °C
Permissible humidity (operation)	20 % ... 90 %
Permissible humidity (storage/transport)	30 % ... 70 %

Standards and regulations

Connection in acc. with standard	IEC 60947-7-2
----------------------------------	---------------

Mounting

Mounting type	NS 35/7,5
	NS 35/15

PTS 1,5/S-TWIN-PE - Protective conductor terminal block

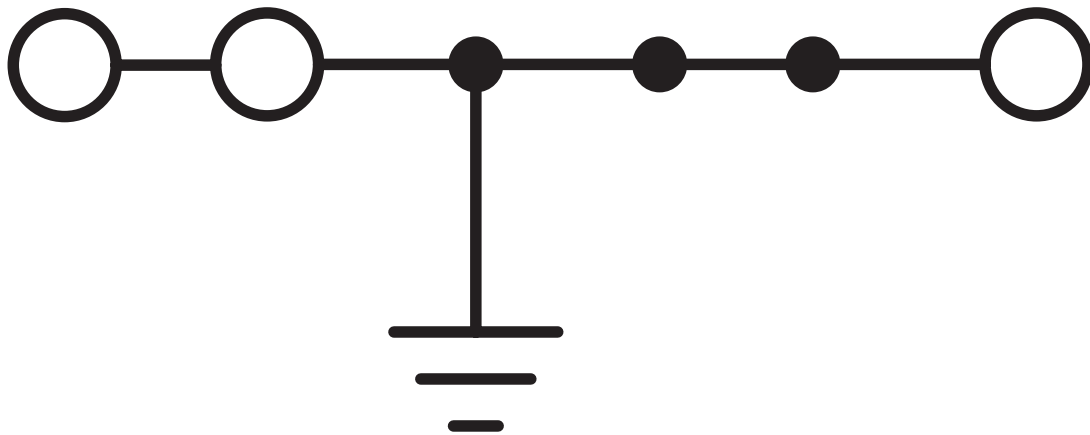


3214602

<https://www.phoenixcontact.com/us/products/3214602>

Drawings

Circuit diagram



PTS 1,5/S-TWIN-PE - Protective conductor terminal block




3214602


<https://www.phoenixcontact.com/us/products/3214602>


Approvals


To download certificates, visit the product detail page: <https://www.phoenixcontact.com/us/products/3214602>

 CSA Approval ID: 13631				
	Nominal voltage U_N	Nominal current I_N	Cross section AWG	Cross section mm^2
keine				
	-	-	26 - 14	-

 EAC Approval ID: RU C-DE.BL08.B.00644				
---	--	--	--	--

 cULus Recognized Approval ID: E60425				
	Nominal voltage U_N	Nominal current I_N	Cross section AWG	Cross section mm^2
B				
	-	-	26 - 14	-
C				
	-	-	26 - 14	-
D				
	-	-	26 - 14	-

 LR Approval ID: LR2371832TA				
---	--	--	--	--

 ClassNK NK Approval ID: 14ME0912				
---	--	--	--	--

DNV Approval ID: TAE000010T				
---------------------------------------	--	--	--	--

 IECEx Approval ID: IECEx SEV13.0005U				
--	--	--	--	--

 ATEX Approval ID: SEV13ATEX0159U				
--	--	--	--	--

PTS 1,5/S-TWIN-PE - Protective conductor terminal block



3214602

<https://www.phoenixcontact.com/us/products/3214602>



CCC

Approval ID: 2020322313000631



EAC Ex

Approval ID: KZ 7500525010101950

PTS 1,5/S-TWIN-PE - Protective conductor terminal block



3214602

<https://www.phoenixcontact.com/us/products/3214602>

Classifications

ECLASS

ECLASS-13.0	27250103
ECLASS-15.0	27250103

ETIM

ETIM 10.0	EC000901
-----------	----------

UNSPSC

UNSPSC 21.0	39121400
-------------	----------

PTS 1,5/S-TWIN-PE - Protective conductor terminal block



3214602

<https://www.phoenixcontact.com/us/products/3214602>

Environmental product compliance

EU RoHS

Fulfills EU RoHS substance requirements	Yes, No exemptions
---	--------------------

China RoHS

Environment friendly use period (EFUP)	EFUP-E
	No hazardous substances above the limits

EU REACH SVHC

REACH candidate substance (CAS No.)	No substance above 0.1 wt%
-------------------------------------	----------------------------

Phoenix Contact 2026 © - all rights reserved
<https://www.phoenixcontact.com>

Phoenix Contact USA
586 Fulling Mill Road
Middletown, PA 17057, United States
(+717) 944-1300
info@phoenixcon.com