

PTS 1,5/S-TWIN - Feed-through terminal block



3214589

<https://www.phoenixcontact.com/us/products/3214589>

Please be informed that the data shown in this PDF document is generated from our online catalog. Please find the complete data in the user documentation. Our general terms of use for downloads are valid.



Feed-through terminal block, nom. voltage: 500 V, nominal current: 17.5 A, number of connections: 3, connection method: Push-in connection, Rated cross section: 1.5 mm², 1 level, cross section: 0.14 mm² - 1.5 mm², mounting type: NS 35/7,5, NS 35/15, color: gray

Your advantages

- Time-saving conductor connection thanks to tool-free direct-connection technology
- Convenient plugging with lower insertion force
- High conductor pull-out forces due to the spring design
- Vibration-resistant and maintenance-free conductor connection
- Full flexibility thanks to the standardized CLIPLINE complete bridging, marking, and testing accessories
- Compact wiring of three conductors in a single terminal block
- Optimized for manual and automated wiring

Commercial data

Item number	3214589
Packing unit	50 pc
Minimum order quantity	50 pc
Sales key	BE22
Product key	BE2212
GTIN	4046356616324
Weight per piece (including packing)	4.705 g
Weight per piece (excluding packing)	4.705 g
Customs tariff number	85369010
Country of origin	PL

PTS 1,5/S-TWIN - Feed-through terminal block



3214589

<https://www.phoenixcontact.com/us/products/3214589>

Technical data

Product properties

Product type	Multi-conductor terminal block
Product family	PTS
Number of connections	3
Number of rows	1
Potentials	1

Insulation characteristics

Overvoltage category	III
Degree of pollution	3

Electrical properties

Rated surge voltage	6 kV
Maximum power dissipation for nominal condition	0.56 W

Connection data

Number of connections per level	3
Nominal cross section	1.5 mm ²

1 level

Connection method	Push-in connection
Stripping length	8 mm ... 10 mm
Internal cylindrical gage	A1 / B1
Connection in acc. with standard	IEC 60947-7-1
Conductor cross-section rigid	0.14 mm ² ... 1.5 mm ²
Cross section AWG	26 ... 16 (converted acc. to IEC)
Conductor cross-section flexible	0.14 mm ² ... 1.5 mm ²
Conductor cross-section, flexible [AWG]	26 ... 16 (converted acc. to IEC)
Conductor cross-section flexible (ferrule without plastic sleeve)	0.14 mm ² ... 1.5 mm ²
Flexible conductor cross-section (ferrule with plastic sleeve)	0.14 mm ² ... 1 mm ² (Using the AI-S 1-8 TQ ferrule, Item No. 1200293, is recommended)
Nominal cross section	1.5 mm ²
Nominal current	17.5 A
Maximum load current	17.5 A
Nominal voltage	500 V

1 level Connection cross sections directly pluggable

Conductor cross-section rigid	0.25 mm ² ... 1.5 mm ²
Conductor cross-section flexible (ferrule without plastic sleeve)	0.34 mm ² ... 1.5 mm ²
Flexible conductor cross-section (ferrule with plastic sleeve)	0.34 mm ² ... 1 mm ²

Ex data

Rated data (ATEX/IECEx)

PTS 1,5/S-TWIN - Feed-through terminal block



3214589

<https://www.phoenixcontact.com/us/products/3214589>

Identification	Ⓜ II 2 GD Ex eb IIC Gb
Operating temperature range (1)	-60 °C ... 85 °C
Operating temperature range (2)	-40 °C ... 110 °C
Ex-certified accessories	3214576 D-PTS 1,5/S 3030721 ATP-ST 4 1204504 SZF 0-0,4X2,5 3022276 CLIPFIX 35-5 3022218 CLIPFIX 35
List of bridges	Plug-in bridge / FBS 2-3,5 / 3213014 Plug-in bridge / FBS 3-3,5 / 3213027 Plug-in bridge / FBS 4-3,5 / 3213030 Plug-in bridge / FBS 5-3,5 / 3213043 Plug-in bridge / FBS 10-3,5 / 3213056 Plug-in bridge / FBS 20-3,5 / 3213069
Bridge data	14.5 A (1.5 mm ²)
Ex temperature increase	40 K (16.5 A / 1.5 mm ²)
for bridging with bridge	352 V
- At bridging between non-adjacent terminal blocks	220 V
- At bridging between non-adjacent terminal blocks via PE terminal block	220 V
- At cut-to-length bridging	166 V
- At cut-to-length bridging with cover	275 V
- At cut-to-length bridging with partition plate	352 V
Rated insulation voltage	320 V
output	(Permanent)

Ex level General

Rated voltage	352 V
Rated current	15 A
Maximum load current	15 A
Contact resistance	1.4 mΩ

Ex connection data General

Nominal cross section	1.5 mm ²
Rated cross section AWG	16
Connection capacity rigid	0.14 mm ² ... 1.5 mm ²
Connection capacity AWG	26 ... 16
Connection capacity flexible	0.14 mm ² ... 1.5 mm ²
Connection capacity AWG	26 ... 16

Dimensions

Width	3.5 mm
End cover width	2.2 mm
Height	50.7 mm
Depth	37 mm

PTS 1,5/S-TWIN - Feed-through terminal block



3214589

<https://www.phoenixcontact.com/us/products/3214589>

Depth on NS 35/7,5	38.5 mm
Depth on NS 35/15	46 mm

Material specifications

Color	gray (RAL 7042)
Flammability rating according to UL 94	V0
Insulating material group	I
Insulating material	PA
Static insulating material application in cold	-60 °C
Temperature index of insulation material (DIN EN 60216-1 (VDE 0304-21))	130 °C
Relative insulation material temperature index (Elec., UL 746 B)	130 °C
Fire protection for rail vehicles (DIN EN 45545-2) R22	HL 1 - HL 3
Fire protection for rail vehicles (DIN EN 45545-2) R23	HL 1 - HL 3
Fire protection for rail vehicles (DIN EN 45545-2) R24	HL 1 - HL 3
Fire protection for rail vehicles (DIN EN 45545-2) R26	HL 1 - HL 3
Calorimetric heat release NFPA 130 (ASTM E 1354)	28 MJ/kg
Surface flammability NFPA 130 (ASTM E 162)	passed
Specific optical density of smoke NFPA 130 (ASTM E 662)	passed
Smoke gas toxicity NFPA 130 (SMP 800C)	passed

Electrical tests

Surge voltage test

Test voltage setpoint	7.3 kV
Result	Test passed

Temperature-rise test

Requirement temperature-rise test	Increase in temperature \leq 45 K
Result	Test passed
Short-time withstand current 1.5 mm ²	0.18 kA
Result	Test passed

Power-frequency withstand voltage

Test voltage setpoint	1.89 kV
Result	Test passed

Mechanical properties

Mechanical data

Open side panel	Yes
-----------------	-----

Mechanical tests

Mechanical strength

Result	Test passed
--------	-------------

Attachment on the carrier

PTS 1,5/S-TWIN - Feed-through terminal block



3214589

<https://www.phoenixcontact.com/us/products/3214589>

DIN rail/fixing support	NS 35
Test force setpoint	1 N
Result	Test passed

Test for conductor damage and slackening

Rotation speed	10 rpm
Revolutions	135
Conductor cross-section/weight	0.14 mm ² / 0.2 kg 1.5 mm ² / 0.4 kg
Result	Test passed

Environmental and real-life conditions

Aging

Temperature cycles	192
Result	Test passed

Needle-flame test

Time of exposure	30 s
Result	Test passed

Oscillation/broadband noise

Specification	DIN EN 50155 (VDE 0115-200):2008-03
Spectrum	Long life test category 1, class B, body mounted
Frequency	$f_1 = 5 \text{ Hz}$ to $f_2 = 150 \text{ Hz}$
ASD level	1.857 (m/s ²) ² /Hz
Acceleration	0.8g
Test duration per axis	5 h
Test directions	X-, Y- and Z-axis
Result	Test passed

Shocks

Specification	DIN EN 50155 (VDE 0115-200):2008-03
Pulse shape	Half-sine
Acceleration	5g
Shock duration	30 ms
Number of shocks per direction	3
Test directions	X-, Y- and Z-axis (pos. and neg.)
Result	Test passed

Ambient conditions

Ambient temperature (operation)	-60 °C ... 110 °C (Operating temperature range incl. self-heating; for max. short-term operating temperature, see RTI Elec.)
Ambient temperature (storage/transport)	-25 °C ... 60 °C (for a short time, not exceeding 24 h, -60 °C to +70 °C)
Ambient temperature (assembly)	-5 °C ... 70 °C
Ambient temperature (actuation)	-5 °C ... 70 °C

PTS 1,5/S-TWIN - Feed-through terminal block



3214589

<https://www.phoenixcontact.com/us/products/3214589>

Permissible humidity (operation)	20 % ... 90 %
Permissible humidity (storage/transport)	30 % ... 70 %

Standards and regulations

Connection in acc. with standard	IEC 60947-7-1
----------------------------------	---------------

Mounting

Mounting type	NS 35/7,5
	NS 35/15

PTS 1,5/S-TWIN - Feed-through terminal block



3214589

<https://www.phoenixcontact.com/us/products/3214589>

Drawings

Circuit diagram



PTS 1,5/S-TWIN - Feed-through terminal block




3214589


<https://www.phoenixcontact.com/us/products/3214589>

Approvals

To download certificates, visit the product detail page: <https://www.phoenixcontact.com/us/products/3214589>


 CSA Approval ID: 13631				
	Nominal voltage U_N	Nominal current I_N	Cross section AWG	Cross section mm^2
B	300 V	15 A	26 - 14	-
C	300 V	15 A	26 - 14	-
D	600 V	5 A	26 - 14	-

 EAC Approval ID: RU C-DE.BL08.B.00644				
---	--	--	--	--

 cULus Recognized Approval ID: E60425				
	Nominal voltage U_N	Nominal current I_N	Cross section AWG	Cross section mm^2
B	300 V	15 A	26 - 14	-
C	300 V	15 A	26 - 14	-
D	600 V	5 A	26 - 14	-

 LR Approval ID: LR2371832TA				
---	--	--	--	--

 NK Approval ID: 14ME0912				
--	--	--	--	--

 IECEx Approval ID: IECEx SEV13.0005U				
--	--	--	--	--

 ATEX Approval ID: SEV13ATEX0159U				
--	--	--	--	--

PTS 1,5/S-TWIN - Feed-through terminal block



3214589

<https://www.phoenixcontact.com/us/products/3214589>



CCC

Approval ID: 2020322313000631



EAC Ex

Approval ID: KZ 7500525010101950

PTS 1,5/S-TWIN - Feed-through terminal block



3214589

<https://www.phoenixcontact.com/us/products/3214589>

Classifications

ECLASS

ECLASS-13.0	27250101
ECLASS-15.0	27250101

ETIM

ETIM 10.0	EC000897
-----------	----------

UNSPSC

UNSPSC 21.0	39121400
-------------	----------

PTS 1,5/S-TWIN - Feed-through terminal block



3214589

<https://www.phoenixcontact.com/us/products/3214589>

Environmental product compliance

EU RoHS

Fulfills EU RoHS substance requirements	Yes, No exemptions
---	--------------------

China RoHS

Environment friendly use period (EFUP)	EFUP-E
	No hazardous substances above the limits

EU REACH SVHC

REACH candidate substance (CAS No.)	No substance above 0.1 wt%
-------------------------------------	----------------------------

Phoenix Contact 2026 © - all rights reserved
<https://www.phoenixcontact.com>

Phoenix Contact USA
586 Fulling Mill Road
Middletown, PA 17057, United States
(+717) 944-1300
info@phoenixcon.com