

# PTI 2,5 BU - Installation terminal block



3213969

<https://www.phoenixcontact.com/us/products/3213969>

Please be informed that the data shown in this PDF document is generated from our online catalog. Please find the complete data in the user documentation. Our general terms of use for downloads are valid.



Installation terminal block, nom. voltage: 800 V, nominal current: 24 A, Push-in connection, 1 level, Rated cross section: 2.5 mm<sup>2</sup>, cross section: 0.14 mm<sup>2</sup> - 4 mm<sup>2</sup>, mounting type: NS 35/7,5, NS 35/15, color: blue

## Your advantages

- Compatible with all Phoenix Contact installation terminal blocks
- As well as the testing facility in the function shaft, each terminal point has a test contact
- Each terminal point can be clearly labeled and easily recognized in every terminal block mounting position
- Compact design tailored to distribution boards
- The new Push-in connection technology enables easy, direct insertion of solid and stranded conductors with ferrules with a cross section of 0.34 mm<sup>2</sup> or higher

## Commercial data

Item number	3213969
Packing unit	50 pc
Minimum order quantity	50 pc
Sales key	BE22
Product key	BE2251
GTIN	4046356609333
Weight per piece (including packing)	7.319 g
Weight per piece (excluding packing)	7.319 g
Customs tariff number	85369010
Country of origin	PL

# PTI 2,5 BU - Installation terminal block



3213969

<https://www.phoenixcontact.com/us/products/3213969>

## Technical data

### Notes

#### General

Note	When establishing a connection on the open housing side of a feed-through modular terminal block of the same series and size, the block must be provided with a cover if the expected insulation voltage is >320 V.
	The max. load current must not be exceeded by the total current of all connected conductors.

### Product properties

Product type	Installation terminal block
Number of connections	2
Number of rows	1
Potentials	1

#### Insulation characteristics

Overvoltage category	III
Degree of pollution	3

### Electrical properties

Rated surge voltage	8 kV
Maximum power dissipation for nominal condition	1.02 W

### Connection data

Number of connections per level	2
Nominal cross section	2.5 mm <sup>2</sup>

#### 1 level

Connection method	Push-in connection
Stripping length	8 mm ... 10 mm
Internal cylindrical gage	A3
Connection in acc. with standard	IEC 60947-7-1
Conductor cross-section rigid	0.14 mm <sup>2</sup> ... 4 mm <sup>2</sup>
Cross section AWG	26 ... 12 (converted acc. to IEC)
Conductor cross-section flexible	0.14 mm <sup>2</sup> ... 4 mm <sup>2</sup>
Conductor cross-section, flexible [AWG]	26 ... 12 (converted acc. to IEC)
Conductor cross-section flexible (ferrule without plastic sleeve)	0.14 mm <sup>2</sup> ... 2.5 mm <sup>2</sup>
Flexible conductor cross-section (ferrule with plastic sleeve)	0.14 mm <sup>2</sup> ... 2.5 mm <sup>2</sup>
2 conductors with the same cross section, flexible, with TWIN ferrule with plastic sleeve	0.5 mm <sup>2</sup>
Nominal cross section	2.5 mm <sup>2</sup>
Nominal current	24 A
Maximum load current	24 A (with 4 mm <sup>2</sup> conductor cross-section)

# PTI 2,5 BU - Installation terminal block



3213969

<https://www.phoenixcontact.com/us/products/3213969>

Nominal voltage	800 V
1 level Connection cross sections directly pluggable	
Conductor cross-section rigid	0.34 mm <sup>2</sup> ... 4 mm <sup>2</sup>
Conductor cross-section flexible (ferrule without plastic sleeve)	0.34 mm <sup>2</sup> ... 2.5 mm <sup>2</sup>
Flexible conductor cross-section (ferrule with plastic sleeve)	0.34 mm <sup>2</sup> ... 2.5 mm <sup>2</sup>

## Dimensions

Width	5.2 mm
End cover width	2.2 mm
Height	59.5 mm
Depth	42.5 mm
Depth on NS 35/7,5	44 mm
Depth on NS 35/15	51.5 mm

## Material specifications

Color	blue (RAL 5015)
Flammability rating according to UL 94	V0
Insulating material group	I
Insulating material	PA
Static insulating material application in cold	-60 °C
Temperature index of insulation material (DIN EN 60216-1 (VDE 0304-21))	130 °C
Relative insulation material temperature index (Elec., UL 746 B)	130 °C
Fire protection for rail vehicles (DIN EN 45545-2) R22	HL 1 - HL 3
Fire protection for rail vehicles (DIN EN 45545-2) R23	HL 1 - HL 3
Fire protection for rail vehicles (DIN EN 45545-2) R24	HL 1 - HL 3
Fire protection for rail vehicles (DIN EN 45545-2) R26	HL 1 - HL 3
Calorimetric heat release NFPA 130 (ASTM E 1354)	28 MJ/kg
Surface flammability NFPA 130 (ASTM E 162)	passed
Specific optical density of smoke NFPA 130 (ASTM E 662)	passed
Smoke gas toxicity NFPA 130 (SMP 800C)	passed

## Electrical tests

### Surge voltage test

Result	Test passed
--------	-------------

### Temperature-rise test

Requirement temperature-rise test	Increase in temperature ≤ 45 K
Result	Test passed
Short-time withstand current 4 mm <sup>2</sup>	0.48 kA
Result	Test passed

### Power-frequency withstand voltage

Test voltage setpoint	2 kV
-----------------------	------

# PTI 2,5 BU - Installation terminal block



3213969

<https://www.phoenixcontact.com/us/products/3213969>

Result	Test passed
--------	-------------

## Mechanical properties

### Mechanical data

Open side panel	Yes
-----------------	-----

## Mechanical tests

### Mechanical strength

Result	Test passed
--------	-------------

### Attachment on the carrier

DIN rail/fixing support	NS 35
Result	Test passed

### Test for conductor damage and slackening

Rotation speed	10 (+/- 2) rpm
Revolutions	135
Conductor cross-section/weight	0.14 mm <sup>2</sup> / 0.2 kg
	2.5 mm <sup>2</sup> / 0.7 kg
	4 mm <sup>2</sup> / 0.9 kg
Result	Test passed

## Environmental and real-life conditions

### Aging

Temperature cycles	192
Result	Test passed

### Needle-flame test

Time of exposure	30 s
Result	Test passed

### Oscillation/broadband noise

Specification	DIN EN 50155 (VDE 0115-200):2018-05
Spectrum	Long life test category 2, bogie-mounted
Frequency	$f_1 = 5 \text{ Hz}$ to $f_2 = 250 \text{ Hz}$
ASD level	6.12 (m/s <sup>2</sup> ) <sup>2</sup> /Hz
Acceleration	3.12g
Test duration per axis	5 h
Test directions	X-, Y- and Z-axis
Result	Test passed

### Shocks

Pulse shape	Half-sine
Acceleration	5g
Shock duration	30 ms

# PTI 2,5 BU - Installation terminal block



3213969

<https://www.phoenixcontact.com/us/products/3213969>

Number of shocks per direction	3
Test directions	X-, Y- and Z-axis (pos. and neg.)
Result	Test passed

## Ambient conditions

Ambient temperature (operation)	-60 °C ... 110 °C (Operating temperature range incl. self-heating; for max. short-term operating temperature, see RTI Elec.)
Ambient temperature (storage/transport)	-25 °C ... 60 °C (for a short time, not exceeding 24 h, -60 °C to +70 °C)
Ambient temperature (assembly)	-5 °C ... 70 °C
Ambient temperature (actuation)	-5 °C ... 70 °C
Permissible humidity (operation)	20 % ... 90 %
Permissible humidity (storage/transport)	30 % ... 70 %

## Standards and regulations

Connection in acc. with standard	IEC 60947-7-1
----------------------------------	---------------

## Mounting

Mounting type	NS 35/7,5
	NS 35/15

# PTI 2,5 BU - Installation terminal block



3213969

<https://www.phoenixcontact.com/us/products/3213969>

## Drawings

### Circuit diagram



# PTI 2,5 BU - Installation terminal block





3213969


<https://www.phoenixcontact.com/us/products/3213969>


## Approvals


To download certificates, visit the product detail page: <https://www.phoenixcontact.com/us/products/3213969>

 <b>CSA</b> Approval ID: 158887				
	Nominal voltage $U_N$	Nominal current $I_N$	Cross section AWG	Cross section $\text{mm}^2$
B	600 V	20 A	26 - 12	-
C	600 V	20 A	26 - 12	-

 <b>IECEE CB Scheme</b> Approval ID: DE1-62969				
	Nominal voltage $U_N$	Nominal current $I_N$	Cross section AWG	Cross section $\text{mm}^2$
keine	800 V	24 A	-	0.14 - 4

 <b>EAC</b> Approval ID: RU C-DE.BL08.B.00644				
---	--	--	--	--

 <b>cULus Recognized</b> Approval ID: E60425				
	Nominal voltage $U_N$	Nominal current $I_N$	Cross section AWG	Cross section $\text{mm}^2$
B	600 V	20 A	26 - 12	-
C	600 V	20 A	26 - 12	-
D	600 V	5 A	26 - 12	-

 <b>VDE Zeichengenehmigung</b> Approval ID: 40040549				
	Nominal voltage $U_N$	Nominal current $I_N$	Cross section AWG	Cross section $\text{mm}^2$
keine	800 V	24 A	-	0.14 - 4

<b>DNV</b> Approval ID: TAE00001BU				
---------------------------------------	--	--	--	--

# PTI 2,5 BU - Installation terminal block



3213969

<https://www.phoenixcontact.com/us/products/3213969>



**EAC**

Approval ID: KZ7500651131219505

# PTI 2,5 BU - Installation terminal block



3213969

<https://www.phoenixcontact.com/us/products/3213969>

## Classifications

### ECLASS

ECLASS-13.0	27250110
ECLASS-15.0	27250110

### ETIM

ETIM 10.0	EC001329
-----------	----------

### UNSPSC

UNSPSC 21.0	39121400
-------------	----------

# PTI 2,5 BU - Installation terminal block



3213969

<https://www.phoenixcontact.com/us/products/3213969>

## Environmental product compliance

### EU RoHS

Fulfills EU RoHS substance requirements	Yes, No exemptions
---	--------------------

### China RoHS

Environment friendly use period (EFUP)	EFUP-E
	No hazardous substances above the limits

### EU REACH SVHC

REACH candidate substance (CAS No.)	No substance above 0.1 wt%
-------------------------------------	----------------------------

Phoenix Contact 2026 © - all rights reserved  
<https://www.phoenixcontact.com>

Phoenix Contact USA  
586 Fulling Mill Road  
Middletown, PA 17057, United States  
(+717) 944-1300  
[info@phoenixcon.com](mailto:info@phoenixcon.com)