


PTI 2,5-PE/L/LB - Installation protective conductor terminal block



3213959

<https://www.phoenixcontact.com/us/products/3213959>

Please be informed that the data shown in this PDF document is generated from our online catalog. Please find the complete data in the user documentation. Our general terms of use for downloads are valid.



Installation protective conductor terminal block, nom. voltage: 400 V, nominal current: 24 A, Push-in connection, 1st, 2nd and 3rd level, Rated cross section: 2.5 mm², cross section: 0.14 mm² - 4 mm², mounting type: NS 35/7,5, NS 35/15, color: gray

Your advantages

- The terminal blocks with knife disconnect zone in the upper level meet the safety requirement regarding individual circuit isolation of DIN VDE 0100-718

Commercial data

Item number	3213959
Packing unit	50 pc
Minimum order quantity	50 pc
Sales key	BE22
Product key	BE2253
GTIN	4046356609548
Weight per piece (including packing)	18.969 g
Weight per piece (excluding packing)	18.729 g
Customs tariff number	85369010
Country of origin	DE

PTI 2,5-PE/L/LB - Installation protective conductor terminal block



3213959

<https://www.phoenixcontact.com/us/products/3213959>

Technical data

Product properties

Product type	Ground terminal block
Number of connections	5
Number of rows	3
Potentials	2

Insulation characteristics

Overvoltage category	III
Degree of pollution	3

Electrical properties

Rated surge voltage	4 kV
	6 kV
Maximum power dissipation for nominal condition	1.02 W

Connection data

Grounding foot	Yes
Number of connections per level	2
Nominal cross section	2.5 mm ²

1st, 2nd and 3rd level

Connection method	Push-in connection
Note	Please observe the current carrying capacity of the DIN rails.
Stripping length	8 mm ... 10 mm
Internal cylindrical gage	A3
Conductor cross-section rigid	0.14 mm ² ... 4 mm ²
Cross section AWG	26 ... 12 (converted acc. to IEC)
Conductor cross-section flexible	0.14 mm ² ... 4 mm ²
Conductor cross-section, flexible [AWG]	26 ... 12 (converted acc. to IEC)
Conductor cross-section flexible (ferrule without plastic sleeve)	0.14 mm ² ... 2.5 mm ²
Flexible conductor cross-section (ferrule with plastic sleeve)	0.14 mm ² ... 2.5 mm ²
Nominal cross section	2.5 mm ²
Nominal current	24 A (with 4 mm ² conductor cross-section)
Maximum load current	30 A (with 4 mm ² conductor cross-section and 3-pos. terminal block)
Nominal voltage	400 V (phase conductor/phase conductor)
	250 V (phase conductor/PE)

1st, 2nd and 3rd level Connection cross sections directly pluggable

Conductor cross-section rigid	0.34 mm ² ... 4 mm ²
Conductor cross-section flexible (ferrule without plastic sleeve)	0.34 mm ² ... 2.5 mm ²
Flexible conductor cross-section (ferrule with plastic sleeve)	0.34 mm ² ... 2.5 mm ²

PTI 2,5-PE/L/LB - Installation protective conductor terminal block



3213959

<https://www.phoenixcontact.com/us/products/3213959>

Dimensions

Width	5.2 mm
End cover width	2.2 mm
Height	101 mm
Depth on NS 35/7,5	50.5 mm
Depth on NS 35/15	58 mm

Material specifications

Color	gray (RAL 7042)
Flammability rating according to UL 94	V0
Insulating material group	I
Insulating material	PA
Static insulating material application in cold	-60 °C
Temperature index of insulation material (DIN EN 60216-1 (VDE 0304-21))	125 °C
Relative insulation material temperature index (Elec., UL 746 B)	130 °C
Fire protection for rail vehicles (DIN EN 45545-2) R22	HL 1 - HL 3
Fire protection for rail vehicles (DIN EN 45545-2) R23	HL 1 - HL 3
Fire protection for rail vehicles (DIN EN 45545-2) R24	HL 1 - HL 3
Fire protection for rail vehicles (DIN EN 45545-2) R26	HL 1 - HL 3
Calorimetric heat release NFPA 130 (ASTM E 1354)	27,5 MJ/kg
Surface flammability NFPA 130 (ASTM E 162)	passed
Specific optical density of smoke NFPA 130 (ASTM E 662)	passed
Smoke gas toxicity NFPA 130 (SMP 800C)	passed

Electrical tests

Surge voltage test

Test voltage setpoint	7.3 kV
Result	Test passed

Temperature-rise test

Requirement temperature-rise test	Increase in temperature \leq 45 K
Result	Test passed
Short-time withstand current 4 mm ²	0.48 kA
Short-time withstand current 1.5 mm ²	0.18 kA
Result	Test passed

Power-frequency withstand voltage

Test voltage setpoint	1.89 kV
Result	Test passed

Mechanical properties

PTI 2,5-PE/L/LB - Installation protective conductor terminal block



3213959

<https://www.phoenixcontact.com/us/products/3213959>

Mechanical data

Open side panel	Yes
-----------------	-----

Mechanical tests

Mechanical strength

Result	Test passed
--------	-------------

Attachment on the carrier

DIN rail/fixing support	NS 35
Test force setpoint	1 N
Result	Test passed

Test for conductor damage and slackening

Rotation speed	10 rpm
Revolutions	135
Conductor cross-section/weight	0.14 mm ² / 0.2 kg 4 mm ² / 0.9 kg
Result	Test passed

Environmental and real-life conditions

Aging

Temperature cycles	192
Result	Test passed

Needle-flame test

Time of exposure	30 s
Result	Test passed

Oscillation/broadband noise

Specification	DIN EN 50155 (VDE 0115-200):2018-05
Spectrum	Long life test category 1, class B, body mounted
Frequency	$f_1 = 5 \text{ Hz}$ to $f_2 = 150 \text{ Hz}$
ASD level	1.857 (m/s ²)/Hz
Acceleration	0.8g
Test duration per axis	5 h
Test directions	X-, Y- and Z-axis
Result	Test passed

Shocks

Specification	DIN EN 50155 (VDE 0115-200):2018-05
Pulse shape	Half-sine
Acceleration	5g
Shock duration	30 ms
Number of shocks per direction	3

PTI 2,5-PE/L/LB - Installation protective conductor terminal block



3213959

<https://www.phoenixcontact.com/us/products/3213959>

Test directions	X-, Y- and Z-axis (pos. and neg.)
Result	Test passed

Ambient conditions

Ambient temperature (operation)	-60 °C ... 110 °C (Operating temperature range incl. self-heating; for max. short-term operating temperature, see RTI Elec.)
Ambient temperature (storage/transport)	-25 °C ... 60 °C (for a short time, not exceeding 24 h, -60 °C to +70 °C)
Ambient temperature (assembly)	-5 °C ... 70 °C
Ambient temperature (actuation)	-5 °C ... 70 °C
Permissible humidity (operation)	20 % ... 90 %
Permissible humidity (storage/transport)	30 % ... 70 %

Mounting

Mounting type	NS 35/7,5
	NS 35/15

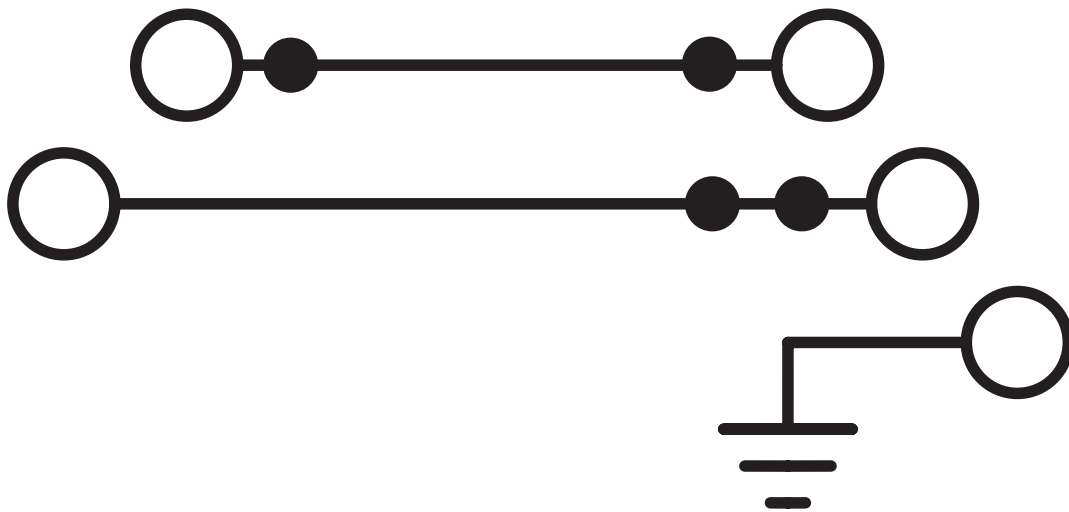
PTI 2,5-PE/L/LB - Installation protective conductor terminal block

3213959

<https://www.phoenixcontact.com/us/products/3213959>

Drawings

Circuit diagram



PTI 2,5-PE/L/LB - Installation protective conductor terminal block





3213959


<https://www.phoenixcontact.com/us/products/3213959>


Approvals


To download certificates, visit the product detail page: <https://www.phoenixcontact.com/us/products/3213959>

 CSA Approval ID: 158887				
	Nominal voltage U_N	Nominal current I_N	Cross section AWG	Cross section mm^2
B	300 V	20 A	26 - 12	-
C	150 V	20 A	26 - 12	-
D	300 V	10 A	26 - 12	-

 IECEE CB Scheme Approval ID: DE1-62955				
--	--	--	--	--

 EAC Approval ID: RU C-DE.BL08.B.00644				
---	--	--	--	--

 cULus Recognized Approval ID: E60425				
	Nominal voltage U_N	Nominal current I_N	Cross section AWG	Cross section mm^2
B	300 V	20 A	26 - 12	-
PE connection	-	-	26 - 12	-
D	300 V	10 A	26 - 12	-
PE connection	-	-	26 - 12	-

 VDE Zeichengenehmigung Approval ID: 40037480				
--	--	--	--	--

DNV Approval ID: TAE0001BU				
--------------------------------------	--	--	--	--

PTI 2,5-PE/L/LB - Installation protective conductor terminal block



3213959

<https://www.phoenixcontact.com/us/products/3213959>

Classifications

ECLASS

ECLASS-13.0	27250110
ECLASS-15.0	27250110

ETIM

ETIM 10.0	EC001329
-----------	----------

UNSPSC

UNSPSC 21.0	39121400
-------------	----------

PTI 2,5-PE/L/LB - Installation protective conductor terminal block



3213959

<https://www.phoenixcontact.com/us/products/3213959>

Environmental product compliance

EU RoHS

Fulfills EU RoHS substance requirements	Yes, No exemptions
---	--------------------

China RoHS

Environment friendly use period (EFUP)	EFUP-E
	No hazardous substances above the limits

EU REACH SVHC

REACH candidate substance (CAS No.)	No substance above 0.1 wt%
-------------------------------------	----------------------------

Phoenix Contact 2026 © - all rights reserved
<https://www.phoenixcontact.com>

Phoenix Contact USA
586 Fulling Mill Road
Middletown, PA 17057, United States
(+717) 944-1300
info@phoenixcon.com