

PPC 1,5/S-NS/1-L - COMBI coupling



3213700

<https://www.phoenixcontact.com/us/products/3213700>

Please be informed that the data shown in this PDF document is generated from our online catalog. Please find the complete data in the user documentation. Our general terms of use for downloads are valid.



COMBI coupling, nom. voltage: 500 V, nominal current: 17.5 A, number of connections: 1, number of positions: 1, connection method: Push-in connection, Rated cross section: 1.5 mm², 1 level, cross section: 0.14 mm² - 1.5 mm², mounting type: NS 35/15, NS 35/7,5, color: gray

Your advantages

- The Push-in technology COMBI couplings for self-assembly provide solutions that users can implement themselves
- For secure and space-saving accommodation of plug-in contacts in cable ducts and distributor shafts
- Tested for railway applications

Commercial data

Item number	3213700
Packing unit	50 pc
Minimum order quantity	50 pc
Sales key	BE22
Product key	BE2245
GTIN	4046356566124
Weight per piece (including packing)	2.48 g
Weight per piece (excluding packing)	1.911 g
Customs tariff number	85366990
Country of origin	PL

PPC 1,5/S-NS/1-L - COMBI coupling



3213700

<https://www.phoenixcontact.com/us/products/3213700>

Technical data

Product properties

Product type	Terminal coupling
Area of application	Railway industry
	Machine building
	Plant engineering
Number of positions	1
Pitch	3.5 mm
Number of connections	1
Number of rows	1
Potentials	1

Insulation characteristics

Overvoltage category	III
Degree of pollution	3

Electrical properties

Rated surge voltage	6 kV
Maximum power dissipation for nominal condition	0.56 W

Connection data

Nominal cross section	1.5 mm ²
-----------------------	---------------------

1 level

Connection method	Push-in connection
Stripping length	8 mm ... 10 mm
Internal cylindrical gage	A1 / B1
Connection in acc. with standard	IEC 61984
Conductor cross-section rigid	0.14 mm ² ... 1.5 mm ²
Cross section AWG	26 ... 16 (converted acc. to IEC)
Conductor cross-section flexible	0.14 mm ² ... 1.5 mm ²
Conductor cross-section, flexible [AWG]	26 ... 16 (converted acc. to IEC)
Conductor cross-section flexible (ferrule without plastic sleeve)	0.14 mm ² ... 1.5 mm ²
Flexible conductor cross-section (ferrule with plastic sleeve)	0.14 mm ² ... 1 mm ²
Nominal cross section	1.5 mm ²
Nominal current	17.5 A
Maximum load current	17.5 A (with 1.5 mm ² conductor cross-section)
Nominal voltage	500 V

1 level Connection cross sections directly pluggable

Conductor cross-section rigid	0.25 mm ² ... 1.5 mm ²
Conductor cross-section flexible (ferrule without plastic sleeve)	0.34 mm ² ... 1.5 mm ²
Flexible conductor cross-section (ferrule with plastic sleeve)	0.34 mm ² ... 1 mm ²

PPC 1,5/S-NS/1-L - COMBI coupling



3213700

<https://www.phoenixcontact.com/us/products/3213700>

Dimensions

Width	3.5 mm
End cover width	2.2 mm
Height	43 mm
Depth	27.1 mm
Depth on NS 15	28.3 mm
Depth on NS 35/7,5	28.3 mm
Depth on NS 35/15	35.8 mm
Pitch	3.5 mm

Material specifications

Color	gray (RAL 7042)
Flammability rating according to UL 94	V0
Insulating material group	I
Insulating material	PA
Static insulating material application in cold	-60 °C
Temperature index of insulation material (DIN EN 60216-1 (VDE 0304-21))	130 °C
Relative insulation material temperature index (Elec., UL 746 B)	130 °C
Fire protection for rail vehicles (DIN EN 45545-2) R22	HL 1 - HL 3
Fire protection for rail vehicles (DIN EN 45545-2) R23	HL 1 - HL 3
Fire protection for rail vehicles (DIN EN 45545-2) R24	HL 1 - HL 3
Fire protection for rail vehicles (DIN EN 45545-2) R26	HL 1 - HL 3
Calorimetric heat release NFPA 130 (ASTM E 1354)	28 MJ/kg
Surface flammability NFPA 130 (ASTM E 162)	passed
Specific optical density of smoke NFPA 130 (ASTM E 662)	passed
Smoke gas toxicity NFPA 130 (SMP 800C)	passed

Electrical tests

Surge voltage test

Test voltage setpoint	7.3 kV
Result	Test passed
Short-time withstand current 1.5 mm ²	0.18 kA
Result	Test passed

Mechanical properties

Mechanical data

Open side panel	Yes
-----------------	-----

Mechanical tests

Attachment on the carrier

DIN rail/fixing support	NS 35
-------------------------	-------

PPC 1,5/S-NS/1-L - COMBI coupling



3213700

<https://www.phoenixcontact.com/us/products/3213700>

Test force setpoint	1 N
Result	Test passed

Environmental and real-life conditions

Needle-flame test

Time of exposure	30 s
Result	Test passed

Oscillation/broadband noise

Specification	DIN EN 50155 (VDE 0115-200):2008-03
Spectrum	Long life test category 1, class B, body mounted
Frequency	$f_1 = 5 \text{ Hz}$ to $f_2 = 150 \text{ Hz}$
ASD level	$1.857 \text{ (m/s}^2\text{)}^2\text{/Hz}$
Acceleration	0.8g
Test duration per axis	5 h
Test directions	X-, Y- and Z-axis
Result	Test passed

Shocks

Specification	DIN EN 50155 (VDE 0115-200):2008-03
Pulse shape	Half-sine
Acceleration	5g
Shock duration	30 ms
Number of shocks per direction	3
Test directions	X-, Y- and Z-axis (pos. and neg.)
Result	Test passed

Ambient conditions

Ambient temperature (operation)	-60 °C (max. operating temperature see derating curve)
Ambient temperature (storage/transport)	-25 °C ... 60 °C (for a short time, not exceeding 24 h, -60 °C to +70 °C)
Ambient temperature (assembly)	-5 °C ... 70 °C
Ambient temperature (actuation)	-5 °C ... 70 °C
Permissible humidity (operation)	20 % ... 90 %
Permissible humidity (storage/transport)	30 % ... 70 %

Standards and regulations

Connection in acc. with standard	IEC 61984
----------------------------------	-----------

Mounting

Mounting type	NS 35/15
	NS 35/7,5
Assembly note	Use of a parallel pressing tool is recommended for easy latching of the COMBI connector and coupling elements for self-assembly

Drawings

Diagram



Circuit diagram



PPC 1,5/S-NS/1-L - COMBI coupling




3213700


<https://www.phoenixcontact.com/us/products/3213700>


Approvals

To download certificates, visit the product detail page: <https://www.phoenixcontact.com/us/products/3213700>

 CSA Approval ID: 158887				
	Nominal voltage U_N	Nominal current I_N	Cross section AWG	Cross section mm^2
B	300 V	15 A	26 - 14	-
C	300 V	15 A	26 - 14	-
D	600 V	5 A	26 - 14	-

 EAC Approval ID: RU C-DE.BL08.B.00644				
-----------------------------------------------------------------------------------------------------------------------------------	--	--	--	--

 cULus Recognized Approval ID: E60425				
	Nominal voltage U_N	Nominal current I_N	Cross section AWG	Cross section mm^2
B	300 V	15 A	26 - 14	-
C	300 V	15 A	26 - 14	-
D	600 V	5 A	26 - 14	-

 LR Approval ID: LR2371832TA				
---------------------------------------------------------------------------------------------------------------------------	--	--	--	--

 BV Approval ID: 39979/B0 BV				
---------------------------------------------------------------------------------------------------------------------------	--	--	--	--

DNV Approval ID: TAE000010T				
---------------------------------------	--	--	--	--

 EAC Approval ID: KZ7500651131219505				
-----------------------------------------------------------------------------------------------------------------------------------	--	--	--	--

PPC 1,5/S-NS/1-L - COMBI coupling



3213700

<https://www.phoenixcontact.com/us/products/3213700>

Classifications

ECLASS

ECLASS-13.0	27250117
ECLASS-15.0	27250117

ETIM

ETIM 10.0	EC000897
-----------	----------

UNSPSC

UNSPSC 21.0	39121400
-------------	----------

PPC 1,5/S-NS/1-L - COMBI coupling



3213700

<https://www.phoenixcontact.com/us/products/3213700>

Environmental product compliance

EU RoHS

Fulfills EU RoHS substance requirements	Yes, No exemptions
-----------------------------------------	--------------------

China RoHS

Environment friendly use period (EFUP)	EFUP-E
	No hazardous substances above the limits

EU REACH SVHC

REACH candidate substance (CAS No.)	No substance above 0.1 wt%
-------------------------------------	----------------------------

Phoenix Contact 2026 © - all rights reserved
<https://www.phoenixcontact.com>

Phoenix Contact USA
586 Fulling Mill Road
Middletown, PA 17057, United States
(+717) 944-1300
info@phoenixcon.com