

# PT 6-FSI/C-LED 48 - Fuse modular terminal block



3212175

<https://www.phoenixcontact.com/us/products/3212175>

Please be informed that the data shown in this PDF document is generated from our online catalog. Please find the complete data in the user documentation. Our general terms of use for downloads are valid.



Fuse modular terminal block, fuse type: Blade, fuse type: Type C / max. 2.2 W, nom. voltage: 48 V, nominal current: 25 A, connection method: Push-in connection, Rated cross section: 6 mm<sup>2</sup>, cross section: 0.5 mm<sup>2</sup>- 10 mm<sup>2</sup>, mounting type: NS 35/7,5, NS 35/15, color: black

## Your advantages

- In addition to the testing option in the double function shaft, all terminal blocks provide an additional test pick-off
- Quick identification of faulty fuses, thanks to LED status indicator
- Convenient testing of fuses with test pick-offs on both sides
- The easily accessible fuse inserts are easy to use or replace
- The compact design and front connection enable wiring in a confined space
- The Push-in connection terminal blocks are characterized by the system features of the CLIPLINE complete system and by easy and tool-free wiring of conductors with ferrules or solid conductors
- Suitable for all flat-type fuse-links designed according ISO 8820-3 (DIN 72581-3)

## Commercial data

Item number	3212175
Packing unit	50 pc
Minimum order quantity	50 pc
Sales key	BE22
Product key	BE2236
GTIN	4055626394343
Weight per piece (including packing)	19.19 g
Weight per piece (excluding packing)	19.19 g
Customs tariff number	85369095
Country of origin	CN

# PT 6-FSI/C-LED 48 - Fuse modular terminal block



3212175

<https://www.phoenixcontact.com/us/products/3212175>

## Technical data

### Notes

Order information:	Fuse-link not supplied as standard
General	The current is determined by the fuse used, the voltage by the selected LED display. Permissible continuous load in accordance with ISO 8820-2:2015 (E) is max. 70% of the nominal current of the fuse. For short-circuit protection use only.

### Product properties

Product type	Fuse terminal block
Number of connections	2
Number of rows	1
Potentials	1

### Insulation characteristics

Overvoltage category	III
Degree of pollution	3

### Electrical properties

Fuse type	Blade
Rated surge voltage	6 kV
Maximum power dissipation for nominal condition	1.31 W
Fuse	Type C / max. 2.2 W
LED voltage range	24 V DC ... 48 V DC (LED red)
LED current range	0.31 mA ... 0.95 mA

### Input data

LED voltage range	24 V DC ... 48 V DC (LED red)
-------------------	-------------------------------

### Connection data

Number of connections per level	2
Nominal cross section	6 mm <sup>2</sup>
Rated cross section AWG	10
Connection method	Push-in connection
Stripping length	10 mm ... 12 mm
Internal cylindrical gage	A5
Connection in acc. with standard	IEC 60947-7-3
Conductor cross-section rigid	0.5 mm <sup>2</sup> ... 10 mm <sup>2</sup>
Cross section AWG	20 ... 8 (converted acc. to IEC)
Conductor cross-section flexible	0.5 mm <sup>2</sup> ... 10 mm <sup>2</sup>
Conductor cross-section, flexible [AWG]	20 ... 8 (converted acc. to IEC)
Conductor cross-section flexible ultrasound-compressed	0.34 mm <sup>2</sup> ... 10 mm <sup>2</sup>
Conductor cross-section, flexible [AWG] ultrasound-compressed	22 ... 8 (converted acc. to IEC)

# PT 6-FSI/C-LED 48 - Fuse modular terminal block



3212175

<https://www.phoenixcontact.com/us/products/3212175>

Conductor cross-section flexible (ferrule without plastic sleeve)	0.5 mm <sup>2</sup> ... 6 mm <sup>2</sup>
Flexible conductor cross-section (ferrule with plastic sleeve)	0.5 mm <sup>2</sup> ... 6 mm <sup>2</sup>
2 conductors with the same cross section, flexible, with TWIN ferrule with plastic sleeve	0.5 mm <sup>2</sup> ... 2.5 mm <sup>2</sup> When using TWIN ferrules, we recommend a minimum ferrule length of 13 mm.
Nominal cross section	6 mm <sup>2</sup>
Nominal current	25 A (with 4 mm <sup>2</sup> conductor cross-section)
Maximum load current	30 A (In separate arrangement with 4 mm <sup>2</sup> conductor cross-section)
Nominal voltage	48 V

## Connection cross sections directly pluggable

Conductor cross-section rigid	1 mm <sup>2</sup> ... 10 mm <sup>2</sup>
Conductor cross-section flexible (ferrule without plastic sleeve)	1 mm <sup>2</sup> ... 6 mm <sup>2</sup>
Flexible conductor cross-section (ferrule with plastic sleeve)	1 mm <sup>2</sup> ... 6 mm <sup>2</sup>

## Dimensions

Width	8.2 mm
Height	74.1 mm
Depth	44 mm
Depth on NS 35/7,5	45.5 mm
Depth on NS 35/15	53 mm

## Material specifications

Color	black (RAL 9005)
Flammability rating according to UL 94	V0
Insulating material group	I
Insulating material	PA

## Mechanical properties

### Mechanical data

Open side panel	No
-----------------	----

## Environmental and real-life conditions

### Ambient conditions

Ambient temperature (operation)	-60 °C ... 110 °C (Operating temperature range incl. self-heating; for max. short-term operating temperature, see RTI Elec.)
Ambient temperature (storage/transport)	-25 °C ... 60 °C (for a short time, not exceeding 24 h, -60 °C to +70 °C)
Ambient temperature (assembly)	-5 °C ... 70 °C
Ambient temperature (actuation)	-5 °C ... 70 °C
Permissible humidity (operation)	20 % ... 90 %
Permissible humidity (storage/transport)	30 % ... 70 %

## Standards and regulations

Connection in acc. with standard	IEC 60947-7-3
----------------------------------	---------------

# PT 6-FSI/C-LED 48 - Fuse modular terminal block



3212175

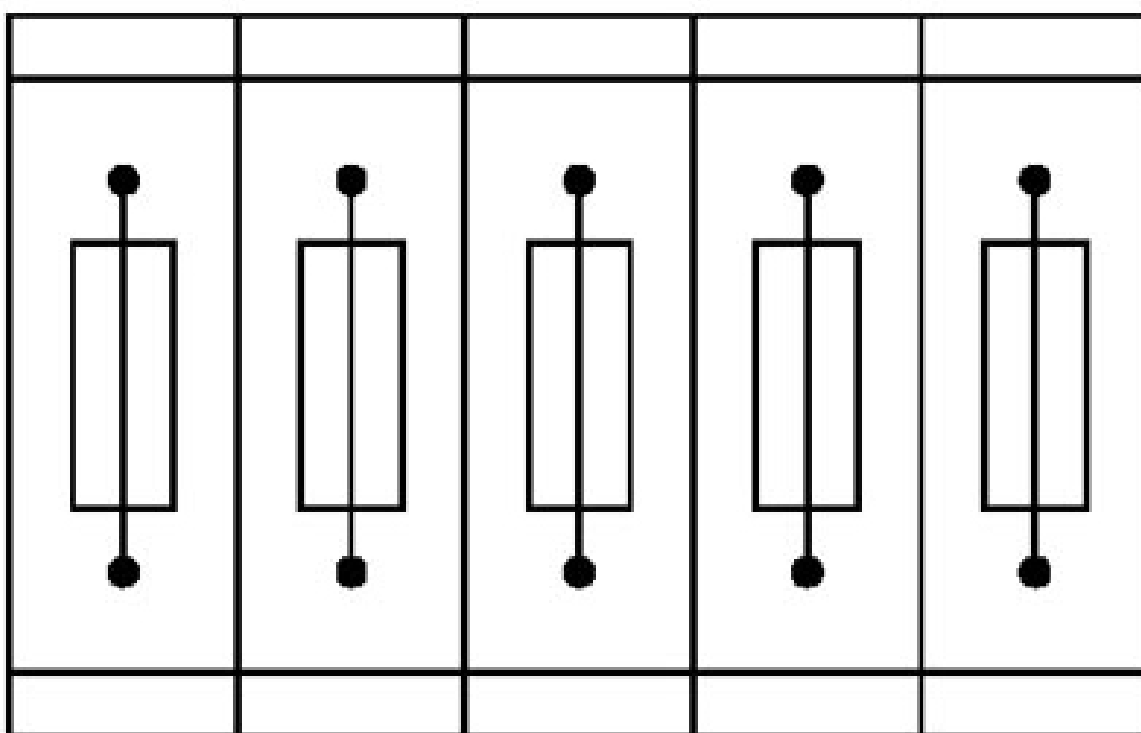
<https://www.phoenixcontact.com/us/products/3212175>

## Mounting

Mounting type	NS 35/7,5
	NS 35/15

Drawings

Application drawing



Fuse terminal blocks in interconnected arrangement,  
block consisting of 5 fuse terminal blocks

# PT 6-FSI/C-LED 48 - Fuse modular terminal block

3212175

<https://www.phoenixcontact.com/us/products/3212175>

Application drawing



Fuse terminal block in single arrangement,  
block consisting of one fuse terminal block and 4 feed-through terminal blocks

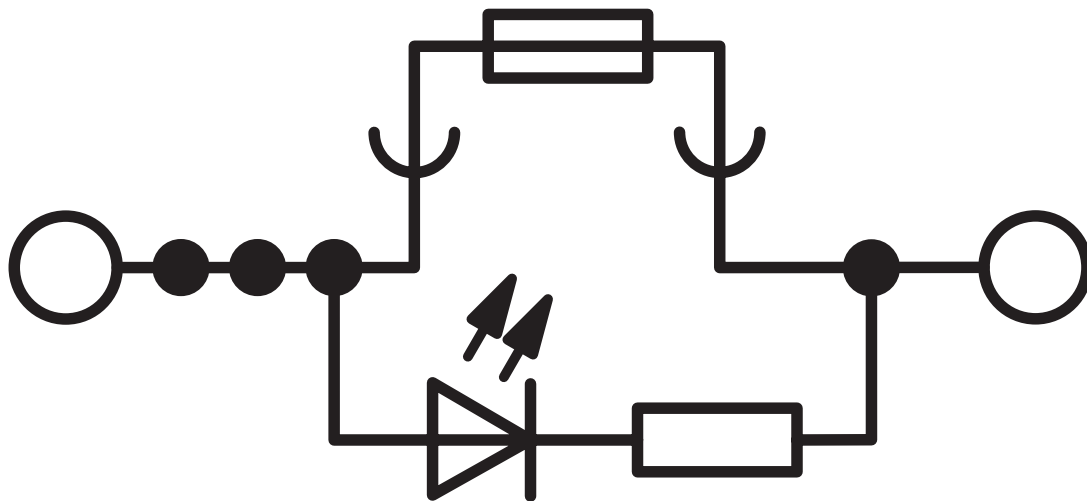
# PT 6-FSI/C-LED 48 - Fuse modular terminal block



3212175

<https://www.phoenixcontact.com/us/products/3212175>

Circuit diagram



# PT 6-FSI/C-LED 48 - Fuse modular terminal block




3212175


<https://www.phoenixcontact.com/us/products/3212175>

## Approvals

To download certificates, visit the product detail page: <https://www.phoenixcontact.com/us/products/3212175>

 **CSA**  
Approval ID: 158887

 **EAC**  
Approval ID: RU C-DE.BL08.B.00644

 **cULus Recognized**  
Approval ID: E60425

	Nominal voltage $U_N$	Nominal current $I_N$	Cross section AWG	Cross section $\text{mm}^2$
B	300 V	25 A	20 - 8	-
C	300 V	25 A	20 - 8	-
D	600 V	5 A	20 - 8	-

 **CSA**  
Approval ID: 13631

# PT 6-FSI/C-LED 48 - Fuse modular terminal block



3212175

<https://www.phoenixcontact.com/us/products/3212175>

## Classifications

### ECLASS

ECLASS-13.0	27250113
ECLASS-15.0	27250113

### ETIM

ETIM 10.0	EC000899
-----------	----------

### UNSPSC

UNSPSC 21.0	39121400
-------------	----------

# PT 6-FSI/C-LED 48 - Fuse modular terminal block



3212175

<https://www.phoenixcontact.com/us/products/3212175>

## Environmental product compliance

### EU RoHS

Fulfills EU RoHS substance requirements	Yes, No exemptions
---	--------------------

### China RoHS

Environment friendly use period (EFUP)	EFUP-E
	No hazardous substances above the limits

### EU REACH SVHC

REACH candidate substance (CAS No.)	No substance above 0.1 wt%
-------------------------------------	----------------------------

Phoenix Contact 2026 © - all rights reserved  
<https://www.phoenixcontact.com>

Phoenix Contact USA  
586 Fulling Mill Road  
Middletown, PA 17057, United States  
(+717) 944-1300  
[info@phoenixcon.com](mailto:info@phoenixcon.com)