


# PT 10-PE - Protective conductor terminal block



3212131

<https://www.phoenixcontact.com/us/products/3212131>

Please be informed that the data shown in this PDF document is generated from our online catalog. Please find the complete data in the user documentation. Our general terms of use for downloads are valid.



Protective conductor terminal block, number of connections: 2, connection method: Push-in connection, Rated cross section: 10 mm<sup>2</sup>, cross section: 0.5 mm<sup>2</sup> - 16 mm<sup>2</sup>, mounting type: NS 35/7,5, NS 35/15, color: green-yellow

## Your advantages

- Time-saving conductor connection thanks to tool-free direct-connection technology
- Vibration-resistant and maintenance-free conductor connection
- Full flexibility thanks to the standardized CLIPLINE complete bridging, marking, and testing accessories
- Meet the requirements of DIN EN 60947-7-2 or IEC 60947-7-2 for protective conductor connections
- High level of safety thanks to the low-resistance connection to the ground potential via the top-hat rail
- Direct contacting with the DIN rail enables fast, error-free grounding without additional wiring effort.

## Commercial data

Item number	3212131
Packing unit	50 pc
Minimum order quantity	50 pc
Sales key	BE22
Product key	BE2221
GTIN	4046356494793
Weight per piece (including packing)	35.748 g
Weight per piece (excluding packing)	34.72 g
Customs tariff number	85369010
Country of origin	CN

# PT 10-PE - Protective conductor terminal block



3212131

<https://www.phoenixcontact.com/us/products/3212131>

## Technical data

### Product properties

Product type	Ground terminal block
Product family	PT
Area of application	Railway industry
	Machine building
	Plant engineering
Number of connections	2
Number of rows	1

### Insulation characteristics

Overvoltage category	III
Degree of pollution	3

### Electrical properties

Rated surge voltage	8 kV
Maximum power dissipation for nominal condition	1.82 W

### Connection data

Grounding foot	Yes
Number of connections per level	2
Nominal cross section	10 mm <sup>2</sup>
Connection method	Push-in connection
Note	Please observe the current carrying capacity of the DIN rails.
Stripping length	18 mm ... 20 mm
Internal cylindrical gage	A6
Connection in acc. with standard	IEC 60947-7-2
Conductor cross-section rigid	0.5 mm <sup>2</sup> ... 16 mm <sup>2</sup>
Cross section AWG	20 ... 6 (converted acc. to IEC)
Conductor cross-section flexible	0.5 mm <sup>2</sup> ... 16 mm <sup>2</sup>
Conductor cross-section, flexible [AWG]	20 ... 6 (converted acc. to IEC)
Conductor cross-section flexible (ferrule without plastic sleeve)	0.5 mm <sup>2</sup> ... 10 mm <sup>2</sup>
Flexible conductor cross-section (ferrule with plastic sleeve)	0.5 mm <sup>2</sup> ... 10 mm <sup>2</sup>
Nominal cross section	10 mm <sup>2</sup>

### Connection cross sections directly pluggable

Conductor cross-section rigid	1 mm <sup>2</sup> ... 16 mm <sup>2</sup>
Conductor cross-section flexible (ferrule without plastic sleeve)	4 mm <sup>2</sup> ... 10 mm <sup>2</sup>
Flexible conductor cross-section (ferrule with plastic sleeve)	2.5 mm <sup>2</sup> ... 10 mm <sup>2</sup>

### Ex data

#### Rated data (ATEX/IECEx)

Identification	Ⓔ II 2 GD Ex eb IIC Gb
----------------	------------------------

# PT 10-PE - Protective conductor terminal block



3212131

<https://www.phoenixcontact.com/us/products/3212131>

Operating temperature range (1)	-60 °C ... 85 °C
Operating temperature range (2)	-40 °C ... 110 °C
Ex-certified accessories	3212057 D-PT 10
	1204517 SZF 1-0,6X3,5
	3022276 CLIPFIX 35-5
	3022218 CLIPFIX 35
output	(Permanent)

## Ex connection data General

Nominal cross section	10 mm <sup>2</sup>
Rated cross section AWG	8
Connection capacity rigid	0.5 mm <sup>2</sup> ... 16 mm <sup>2</sup>
Connection capacity AWG	20 ... 6
Connection capacity flexible	0.5 mm <sup>2</sup> ... 10 mm <sup>2</sup>
Connection capacity AWG	20 ... 8

## Dimensions

Width	10.2 mm
End cover width	2.2 mm
Height	67.9 mm
Depth	49.5 mm
Depth on NS 35/7,5	50.3 mm
Depth on NS 35/15	57.8 mm

## Material specifications

Color	green-yellow
Flammability rating according to UL 94	V0
Insulating material group	I
Insulating material	PA
Static insulating material application in cold	-60 °C
Relative insulation material temperature index (Elec., UL 746 B)	130 °C
Fire protection for rail vehicles (DIN EN 45545-2) R22	HL 1 - HL 3
Fire protection for rail vehicles (DIN EN 45545-2) R23	HL 1 - HL 3
Fire protection for rail vehicles (DIN EN 45545-2) R24	HL 1 - HL 3
Fire protection for rail vehicles (DIN EN 45545-2) R26	HL 1 - HL 3
Surface flammability NFPA 130 (ASTM E 162)	passed
Specific optical density of smoke NFPA 130 (ASTM E 662)	passed
Smoke gas toxicity NFPA 130 (SMP 800C)	passed

## Mechanical properties

### Mechanical data

Open side panel	Yes
-----------------	-----

## Environmental and real-life conditions

# PT 10-PE - Protective conductor terminal block



3212131

<https://www.phoenixcontact.com/us/products/3212131>

## Oscillation/broadband noise

Specification	DIN EN 50155 (VDE 0115-200):2022-06
Spectrum	Long life test category 2, bogie-mounted
Frequency	$f_1 = 5 \text{ Hz}$ to $f_2 = 250 \text{ Hz}$
ASD level	$6.12 \text{ (m/s}^2\text{)}^2\text{/Hz}$
Acceleration	$30.6 \text{ m/s}^2$
Test duration per axis	5 h
Test directions	X-, Y- and Z-axis
Result	Test passed

## Shocks

Specification	DIN EN 50155 (VDE 0115-200):2008-03
Pulse shape	Half-sine
Acceleration	$300 \text{ m/s}^2$
Shock duration	18 ms
Number of shocks per direction	3
Test directions	X-, Y- and Z-axis (pos. and neg.)
Result	Test passed

## Ambient conditions

Ambient temperature (operation)	-60 °C ... 110 °C (Operating temperature range incl. self-heating; for max. short-term operating temperature, see RTI Elec.)
Ambient temperature (storage/transport)	-25 °C ... 60 °C (for a short time, not exceeding 24 h, -60 °C to +70 °C)
Ambient temperature (assembly)	-5 °C ... 70 °C
Ambient temperature (actuation)	-5 °C ... 70 °C
Permissible humidity (operation)	20 % ... 90 %
Permissible humidity (storage/transport)	30 % ... 70 %

## Standards and regulations

Connection in acc. with standard	IEC 60947-7-2
----------------------------------	---------------

## Mounting

Mounting type	NS 35/7,5
	NS 35/15

# PT 10-PE - Protective conductor terminal block



3212131

<https://www.phoenixcontact.com/us/products/3212131>

## Drawings

Circuit diagram



# PT 10-PE - Protective conductor terminal block





3212131

<https://www.phoenixcontact.com/us/products/3212131>


## Approvals

To download certificates, visit the product detail page: <https://www.phoenixcontact.com/us/products/3212131>

 <b>CSA</b> Approval ID: 158887				
	Nominal voltage $U_N$	Nominal current $I_N$	Cross section AWG	Cross section $mm^2$
keine	-	-	20 - 6	-


 <b>IECEE CB Scheme</b> Approval ID: DE1-63052				
	Nominal voltage $U_N$	Nominal current $I_N$	Cross section AWG	Cross section $mm^2$
keine	-	57 A	-	0.5 - 10

 <b>EAC</b> Approval ID: RU C-DE.BL08.B.00644				
---	--	--	--	--

 <b>cULus Recognized</b> Approval ID: E60425				
	Nominal voltage $U_N$	Nominal current $I_N$	Cross section AWG	Cross section $mm^2$
B	-	-	20 - 6	-
C	-	-	20 - 6	-
F	-	-	20 - 6	-

 <b>LR</b> Approval ID: LR2371832TA				
---	--	--	--	--

 <b>NK</b> Approval ID: 22ME0007				
--	--	--	--	--

 <b>VDE Zeichengenehmigung</b> Approval ID: 40039006				
	Nominal voltage $U_N$	Nominal current $I_N$	Cross section AWG	Cross section $mm^2$
keine	-	57 A	-	0.5 - 10

# PT 10-PE - Protective conductor terminal block



3212131

<https://www.phoenixcontact.com/us/products/3212131>

Only rigid conductors	-	57 A	-	0.5 - 16
-----------------------	---	------	---	----------



**PRC**

Approval ID: TE/2107/880590/21

**ABS**

Approval ID: 21-2192245-PDA

**DNV**

Approval ID: TAE000010T



**cUL Recognized**

Approval ID: E192998

	Nominal voltage $U_N$	Nominal current $I_N$	Cross section AWG	Cross section $mm^2$
keine	-	-	20 - 6	-



**EAC Ex**

Approval ID: RU C-DE.AB72.B.02351



**IEC Ex**

Approval ID: IECEx SEV13.0005U



**UL Recognized**

Approval ID: E192998

	Nominal voltage $U_N$	Nominal current $I_N$	Cross section AWG	Cross section $mm^2$
keine	-	-	20 - 6	-



**ATEX**

Approval ID: SEV13ATEX0159U



**CCC**

Approval ID: 2020322313000631



**EAC Ex**

# PT 10-PE - Protective conductor terminal block



3212131

<https://www.phoenixcontact.com/us/products/3212131>

Approval ID: KZ 7500525010101950

# PT 10-PE - Protective conductor terminal block



3212131

<https://www.phoenixcontact.com/us/products/3212131>

## Classifications

### ECLASS

ECLASS-13.0	27250103
ECLASS-15.0	27250103

### ETIM

ETIM 10.0	EC000901
-----------	----------

### UNSPSC

UNSPSC 21.0	39121400
-------------	----------

# PT 10-PE - Protective conductor terminal block



3212131

<https://www.phoenixcontact.com/us/products/3212131>

## Environmental product compliance

### EU RoHS

Fulfills EU RoHS substance requirements	Yes, No exemptions
---	--------------------

### China RoHS

Environment friendly use period (EFUP)	EFUP-E
	No hazardous substances above the limits

### EU REACH SVHC

REACH candidate substance (CAS No.)	No substance above 0.1 wt%
-------------------------------------	----------------------------

### EF3.1 Climate Change

CO2e kg	0.167 kg CO2e
---------	---------------

Phoenix Contact 2026 © - all rights reserved  
<https://www.phoenixcontact.com>

Phoenix Contact USA  
586 Fulling Mill Road  
Middletown, PA 17057, United States  
(+717) 944-1300  
[info@phoenixcon.com](mailto:info@phoenixcon.com)