


PTS 2,5-QUATTRO BU - Feed-through terminal block



3212002

<https://www.phoenixcontact.com/us/products/3212002>

Please be informed that the data shown in this PDF document is generated from our online catalog. Please find the complete data in the user documentation. Our general terms of use for downloads are valid.



Feed-through terminal block, nom. voltage: 800 V, nominal current: 24 A, number of connections: 4, connection method: Push-in connection, Rated cross section: 2.5 mm², 1 level, cross section: 0.14 mm² - 4 mm², mounting type: NS 35/7,5, NS 35/15, color: blue

Your advantages

- Time-saving conductor connection thanks to tool-free direct-connection technology
- Convenient plugging with lower insertion force
- High conductor pull-out forces due to the spring design
- Vibration-resistant and maintenance-free conductor connection
- Full flexibility thanks to the standardized CLIPLINE complete bridging, marking, and testing accessories
- Compact wiring of three conductors in a single terminal block
- Optimized for manual and automated wiring

Commercial data

Item number	3212002
Packing unit	50 pc
Minimum order quantity	50 pc
Sales key	BE22
Product key	BE2213
GTIN	4046356499552
Weight per piece (including packing)	8.915 g
Weight per piece (excluding packing)	8.616 g
Customs tariff number	85369010
Country of origin	PL

Technical data

Product properties

Product type	Multi-conductor terminal block
Product family	PTS
Number of connections	4
Number of rows	1
Potentials	1

Insulation characteristics

Overvoltage category	III
----------------------	-----

Electrical properties

Rated surge voltage	8 kV
Maximum power dissipation for nominal condition	0.77 W

Connection data

Number of connections per level	4
Nominal cross section	2.5 mm ²

1 level

Connection method	Push-in connection
Stripping length	8 mm ... 10 mm
Internal cylindrical gage	A3
Connection in acc. with standard	IEC 60947-7-1
Conductor cross-section rigid	0.14 mm ² ... 4 mm ²
Cross section AWG	26 ... 12 (converted acc. to IEC)
Conductor cross-section flexible	0.14 mm ² ... 4 mm ²
Conductor cross-section, flexible [AWG]	26 ... 12 (converted acc. to IEC)
Conductor cross-section flexible (ferrule without plastic sleeve)	0.14 mm ² ... 2.5 mm ²
Flexible conductor cross-section (ferrule with plastic sleeve)	0.14 mm ² ... 2.5 mm ²
2 conductors with the same cross section, flexible, with TWIN ferrule with plastic sleeve	0.5 mm ²
Nominal cross section	2.5 mm ²
Nominal current	24 A (with 4 mm ² conductor cross-section)
Maximum load current	28 A (with 4 mm ² conductor cross-section, rigid)
Nominal voltage	800 V

1 level Connection cross sections directly pluggable

Conductor cross-section rigid	0.34 mm ² ... 4 mm ²
Conductor cross-section flexible (ferrule without plastic sleeve)	0.34 mm ² ... 2.5 mm ²
Flexible conductor cross-section (ferrule with plastic sleeve)	0.34 mm ² ... 2.5 mm ²

Ex data

Rated data (ATEX/IECEx)

PTS 2,5-QUATTRO BU - Feed-through terminal block



3212002

<https://www.phoenixcontact.com/us/products/3212002>

Identification	Ⓜ II 2 GD Ex eb IIC Gb
Operating temperature range (1)	-60 °C ... 85 °C
Operating temperature range (2)	-40 °C ... 110 °C
Ex-certified accessories	3031762 D-ST5 2,5 1204517 SZF 1-0,6X3,5 3022276 CLIPFIX 35-5 3022218 CLIPFIX 35
Ex temperature increase	40 K (23.8 A / 2.5 mm ²)
Rated insulation voltage	500 V
output	(Permanent)

Ex level General

Rated voltage	550 V
Rated current	21 A
Maximum load current	25 A
Contact resistance	1.08 mΩ

Ex connection data General

Nominal cross section	2.5 mm ²
Rated cross section AWG	14
Connection capacity rigid	0.14 mm ² ... 4 mm ²
Connection capacity AWG	26 ... 12
Connection capacity flexible	0.14 mm ² ... 2.5 mm ²
Connection capacity AWG	26 ... 14

Dimensions

Width	5.2 mm
End cover width	2.2 mm
Height	49 mm
Depth on NS 35/7,5	43 mm
Depth on NS 35/15	50.5 mm

Material specifications

Color	blue (RAL 5015)
Flammability rating according to UL 94	V0
Insulating material group	I
Insulating material	PA
Static insulating material application in cold	-60 °C
Temperature index of insulation material (DIN EN 60216-1 (VDE 0304-21))	125 °C
Relative insulation material temperature index (Elec., UL 746 B)	130 °C
Fire protection for rail vehicles (DIN EN 45545-2) R22	HL 1 - HL 3
Fire protection for rail vehicles (DIN EN 45545-2) R23	HL 1 - HL 3
Fire protection for rail vehicles (DIN EN 45545-2) R24	HL 1 - HL 3
Fire protection for rail vehicles (DIN EN 45545-2) R26	HL 1 - HL 3

3212002

<https://www.phoenixcontact.com/us/products/3212002>

Calorimetric heat release NFPA 130 (ASTM E 1354)	27,5 MJ/kg
Surface flammability NFPA 130 (ASTM E 162)	passed
Specific optical density of smoke NFPA 130 (ASTM E 662)	passed
Smoke gas toxicity NFPA 130 (SMP 800C)	passed

Mechanical properties

Mechanical data

Open side panel	Yes
-----------------	-----

Environmental and real-life conditions

Ambient conditions

Ambient temperature (operation)	-60 °C ... 110 °C (Operating temperature range incl. self-heating; for max. short-term operating temperature, see RTI Elec.)
Ambient temperature (storage/transport)	-25 °C ... 60 °C (for a short time, not exceeding 24 h, -60 °C to +70 °C)
Ambient temperature (assembly)	-5 °C ... 70 °C
Ambient temperature (actuation)	-5 °C ... 70 °C
Permissible humidity (operation)	20 % ... 90 %
Permissible humidity (storage/transport)	30 % ... 70 %

Standards and regulations

Connection in acc. with standard	IEC 60947-7-1
----------------------------------	---------------

Mounting

Mounting type	NS 35/7,5
	NS 35/15

PTS 2,5-QUATTRO BU - Feed-through terminal block



3212002

<https://www.phoenixcontact.com/us/products/3212002>

Drawings

Circuit diagram



PTS 2,5-QUATTRO BU - Feed-through terminal block



3212002

<https://www.phoenixcontact.com/us/products/3212002>


Approvals


To download certificates, visit the product detail page: <https://www.phoenixcontact.com/us/products/3212002>

 CSA Approval ID: 158887				
	Nominal voltage U_N	Nominal current I_N	Cross section AWG	Cross section mm^2
B	600 V	20 A	26 - 12	-
C	600 V	20 A	26 - 12	-


 IECEE CB Scheme Approval ID: DE1-66980				
	Nominal voltage U_N	Nominal current I_N	Cross section AWG	Cross section mm^2
keine	800 V	24 A	-	0.2 - 2.5

 EAC Approval ID: RU C-DE.BL08.B.00644				
---	--	--	--	--

 LR Approval ID: LR2371832TA				
---	--	--	--	--

 NK Approval ID: 14ME0912				
--	--	--	--	--

 BV Approval ID: 25278/C1 BV				
---	--	--	--	--

 VDE Zeichengenehmigung Approval ID: 40032222				
	Nominal voltage U_N	Nominal current I_N	Cross section AWG	Cross section mm^2
keine	800 V	24 A	-	0.2 - 2.5

 PRS Approval ID: TE/2107/880590/21				
--	--	--	--	--

PTS 2,5-QUATTRO BU - Feed-through terminal block



3212002

<https://www.phoenixcontact.com/us/products/3212002>

ABS

Approval ID: 21-2192245-PDA

DNV

Approval ID: TAE000010T



cULus Recognized

Approval ID: E60425

	Nominal voltage U_N	Nominal current I_N	Cross section AWG	Cross section mm^2
B				
	600 V	20 A	26 - 12	-
C				
	600 V	20 A	26 - 12	-



IECEX

Approval ID: IECEX SEV13.0005U



ATEX

Approval ID: SEV13ATEX0159U



CCC

Approval ID: 2020322313000631



EAC Ex

Approval ID: KZ 7500525010101950

PTS 2,5-QUATTRO BU - Feed-through terminal block



3212002

<https://www.phoenixcontact.com/us/products/3212002>

Classifications

ECLASS

ECLASS-13.0	27250101
ECLASS-15.0	27250101

ETIM

ETIM 10.0	EC000897
-----------	----------

UNSPSC

UNSPSC 21.0	39121400
-------------	----------

PTS 2,5-QUATTRO BU - Feed-through terminal block



3212002

<https://www.phoenixcontact.com/us/products/3212002>

Environmental product compliance

EU RoHS

Fulfills EU RoHS substance requirements	Yes, No exemptions
---	--------------------

China RoHS

Environment friendly use period (EFUP)	EFUP-E
	No hazardous substances above the limits

EU REACH SVHC

REACH candidate substance (CAS No.)	No substance above 0.1 wt%
-------------------------------------	----------------------------

Phoenix Contact 2026 © - all rights reserved
<https://www.phoenixcontact.com>

Phoenix Contact USA
586 Fulling Mill Road
Middletown, PA 17057, United States
(+717) 944-1300
info@phoenixcon.com