

PT 4 BK - Feed-through terminal block



3211776

<https://www.phoenixcontact.com/us/products/3211776>

Please be informed that the data shown in this PDF document is generated from our online catalog. Please find the complete data in the user documentation. Our general terms of use for downloads are valid.



Feed-through terminal block, nom. voltage: 800 V, nominal current: 32 A, number of connections: 2, connection method: Push-in connection, Rated cross section: 4 mm², cross section: 0.2 mm² - 6 mm², mounting type: NS 35/7,5, NS 35/15, color: black

Your advantages

- Time-saving conductor connection thanks to tool-free direct-connection technology
- Convenient plugging with lower insertion force
- High conductor pull-out forces due to the spring design
- Vibration-resistant and maintenance-free conductor connection
- Full flexibility thanks to the standardized CLIPLINE complete bridging, marking, and testing accessories
- Optimized for manual and automated wiring

Commercial data

| | |
|--------------------------------------|---------------|
| Item number | 3211776 |
| Packing unit | 50 pc |
| Minimum order quantity | 50 pc |
| Sales key | BE22 |
| Product key | BE2211 |
| GTIN | 4046356893909 |
| Weight per piece (including packing) | 8.54 g |
| Weight per piece (excluding packing) | 8 g |
| Customs tariff number | 85369010 |
| Country of origin | PL |

PT 4 BK - Feed-through terminal block



3211776

<https://www.phoenixcontact.com/us/products/3211776>

Technical data

Product properties

| | |
|-----------------------|-----------------------------|
| Product type | Feed-through terminal block |
| Product family | PT |
| Area of application | Railway industry |
| | Machine building |
| | Plant engineering |
| | Process industry |
| Number of connections | 2 |
| Number of rows | 1 |
| Potentials | 1 |

Insulation characteristics

| | |
|----------------------|-----|
| Overvoltage category | III |
| Degree of pollution | 3 |

Electrical properties

| | |
|---|--------|
| Rated surge voltage | 8 kV |
| Maximum power dissipation for nominal condition | 1.02 W |

Connection data

| | |
|---|--|
| Number of connections per level | 2 |
| Nominal cross section | 4 mm ² |
| Connection method | Push-in connection |
| Stripping length | 10 mm ... 12 mm |
| Internal cylindrical gage | A4 |
| Connection in acc. with standard | IEC 60947-7-1 |
| Conductor cross-section rigid | 0.2 mm ² ... 6 mm ² |
| Cross section AWG | 24 ... 10 (converted acc. to IEC) |
| Conductor cross-section flexible | 0.2 mm ² ... 6 mm ² |
| Conductor cross-section, flexible [AWG] | 24 ... 10 (converted acc. to IEC) |
| Conductor cross-section flexible ultrasound-compressed | 0.34 mm ² ... 6 mm ² |
| Conductor cross-section, flexible [AWG] ultrasound-compressed | 22 ... 10 (converted acc. to IEC) |
| Conductor cross-section flexible (ferrule without plastic sleeve) | 0.25 mm ² ... 4 mm ² |
| Flexible conductor cross-section (ferrule with plastic sleeve) | 0.25 mm ² ... 4 mm ² |
| 2 conductors with the same cross section, flexible, with TWIN ferrule with plastic sleeve | 0.5 mm ² ... 1 mm ² |
| Nominal cross section | 4 mm ² |
| Nominal current | 32 A |
| Maximum load current | 36 A (with 6 mm ² conductor cross-section, rigid) |
| Nominal voltage | 800 V |

Connection cross sections directly pluggable

| | |
|-------------------------------|---|
| Conductor cross-section rigid | 0.5 mm ² ... 6 mm ² |
|-------------------------------|---|

PT 4 BK - Feed-through terminal block



3211776

<https://www.phoenixcontact.com/us/products/3211776>

| | |
|---|--|
| Conductor cross-section flexible (ferrule without plastic sleeve) | 0.75 mm ² ... 4 mm ² |
| Flexible conductor cross-section (ferrule with plastic sleeve) | 0.5 mm ² ... 4 mm ² |

Ex data

Rated data (ATEX/IECEX)

| | |
|--|--|
| Identification | ⊕ II 2 G Ex eb IIC Gb |
| Operating temperature range (1) | -60 °C ... 85 °C |
| Operating temperature range (2) | -40 °C ... 110 °C |
| Ex-certified accessories | 3030420 D-ST 4 3030721 ATP-ST 4 1204517 SZF 1-0,6X3,5 3022276 CLIPFIX 35-5 3022218 CLIPFIX 35 |
| List of bridges | Plug-in bridge / FBS 2-6 / 3030336 Plug-in bridge / FBS 3-6 / 3030242 Plug-in bridge / FBS 4-6 / 3030255 Plug-in bridge / FBS 5-6 / 3030349 Plug-in bridge / FBS 10-6 / 3030271 Plug-in bridge / FBS 20-6 / 3030365 |
| Bridge data | 25 A (4 mm ²) |
| Ex temperature increase | 40 K (26 A / 4 mm ²) |
| for bridging with bridge | 550 V |
| - At bridging between non-adjacent terminal blocks | 352 V |
| - At bridging between non-adjacent terminal blocks via PE terminal block | 352 V |
| - At cut-to-length bridging | 220 V |
| - At cut-to-length bridging with cover | 275 V |
| - At cut-to-length bridging with partition plate | 550 V |
| Rated insulation voltage | 500 V |
| output | (Permanent) |

Ex level General

| | |
|----------------------|---------------------------|
| Rated voltage | 550 V |
| Rated current | 26 A (4 mm ²) |
| Maximum load current | 30 A (6 mm ²) |
| Contact resistance | 0.59 mΩ |

Ex connection data General

| | |
|------------------------------|---|
| Nominal cross section | 4 mm ² |
| Rated cross section AWG | 12 |
| Connection capacity rigid | 0.2 mm ² ... 6 mm ² |
| Connection capacity AWG | 24 ... 10 |
| Connection capacity flexible | 0.2 mm ² ... 4 mm ² |
| Connection capacity AWG | 24 ... 12 |

PT 4 BK - Feed-through terminal block



3211776

<https://www.phoenixcontact.com/us/products/3211776>

Dimensions

| | |
|--------------------|---------|
| Width | 6.2 mm |
| End cover width | 2.2 mm |
| Height | 56 mm |
| Depth | 35.3 mm |
| Depth on NS 35/7,5 | 36.5 mm |
| Depth on NS 35/15 | 44 mm |

Material specifications

| | |
|--|------------------|
| Color | black (RAL 9005) |
| Flammability rating according to UL 94 | V0 |
| Insulating material group | I |
| Insulating material | PA |
| Static insulating material application in cold | -60 °C |
| Relative insulation material temperature index (Elec., UL 746 B) | 130 °C |
| Fire protection for rail vehicles (DIN EN 45545-2) R22 | HL 1 - HL 3 |
| Fire protection for rail vehicles (DIN EN 45545-2) R23 | HL 1 - HL 3 |
| Fire protection for rail vehicles (DIN EN 45545-2) R24 | HL 1 - HL 3 |
| Fire protection for rail vehicles (DIN EN 45545-2) R26 | HL 1 - HL 3 |
| Surface flammability NFPA 130 (ASTM E 162) | passed |
| Specific optical density of smoke NFPA 130 (ASTM E 662) | passed |
| Smoke gas toxicity NFPA 130 (SMP 800C) | passed |

Electrical tests

Surge voltage test

| | |
|-----------------------|-------------|
| Test voltage setpoint | 9.8 kV |
| Result | Test passed |

Temperature-rise test

| | |
|--|--------------------------------|
| Requirement temperature-rise test | Increase in temperature ≤ 45 K |
| Result | Test passed |
| Short-time withstand current 4 mm ² | 0.48 kA |
| Result | Test passed |

Power-frequency withstand voltage

| | |
|-----------------------|-------------|
| Test voltage setpoint | 2 kV |
| Result | Test passed |

Mechanical properties

Mechanical data

| | |
|-----------------|-----|
| Open side panel | Yes |
|-----------------|-----|

Mechanical tests

PT 4 BK - Feed-through terminal block



3211776

<https://www.phoenixcontact.com/us/products/3211776>

Mechanical strength

| | |
|--------|-------------|
| Result | Test passed |
|--------|-------------|

Attachment on the carrier

| | |
|-------------------------|-------------|
| DIN rail/fixing support | NS 35 |
| Test force setpoint | 1 N |
| Result | Test passed |

Test for conductor damage and slackening

| | |
|--------------------------------|------------------------------|
| Rotation speed | 10 (+/- 2) rpm |
| Revolutions | 135 |
| Conductor cross-section/weight | 0.2 mm ² / 0.2 kg |
| | 4 mm ² / 0.9 kg |
| | 6 mm ² / 1.4 kg |
| Result | Test passed |

Environmental and real-life conditions

Aging

| | |
|--------------------|-------------|
| Temperature cycles | 192 |
| Result | Test passed |

Needle-flame test

| | |
|------------------|-------------|
| Time of exposure | 30 s |
| Result | Test passed |

Oscillation/broadband noise

| | |
|------------------------|--|
| Specification | DIN EN 50155 (VDE 0115-200):2022-06 |
| Spectrum | Long life test category 2, bogie-mounted |
| Frequency | $f_1 = 5 \text{ Hz}$ to $f_2 = 250 \text{ Hz}$ |
| ASD level | 6.12 (m/s ²) ² /Hz |
| Acceleration | 3.12g |
| Test duration per axis | 5 h |
| Test directions | X-, Y- and Z-axis |
| Result | Test passed |

Shocks

| | |
|--------------------------------|-------------------------------------|
| Specification | DIN EN 50155 (VDE 0115-200):2008-03 |
| Pulse shape | Half-sine |
| Acceleration | 30g |
| Shock duration | 18 ms |
| Number of shocks per direction | 3 |
| Test directions | X-, Y- and Z-axis (pos. and neg.) |
| Result | Test passed |

Ambient conditions

| | |
|---------------------------------|--|
| Ambient temperature (operation) | -60 °C ... 110 °C (Operating temperature range incl. self-heating; |
|---------------------------------|--|

PT 4 BK - Feed-through terminal block



3211776

<https://www.phoenixcontact.com/us/products/3211776>

| | |
|--|---|
| | for max. short-term operating temperature, see RTI Elec.) |
| Ambient temperature (storage/transport) | -25 °C ... 60 °C (for a short time, not exceeding 24 h, -60 °C to +70 °C) |
| Ambient temperature (assembly) | -5 °C ... 70 °C |
| Ambient temperature (actuation) | -5 °C ... 70 °C |
| Permissible humidity (operation) | 20 % ... 90 % |
| Permissible humidity (storage/transport) | 30 % ... 70 % |

Standards and regulations

| | |
|----------------------------------|---------------|
| Connection in acc. with standard | IEC 60947-7-1 |
|----------------------------------|---------------|

Mounting

| | |
|---------------|-----------|
| Mounting type | NS 35/7,5 |
| | NS 35/15 |

PT 4 BK - Feed-through terminal block

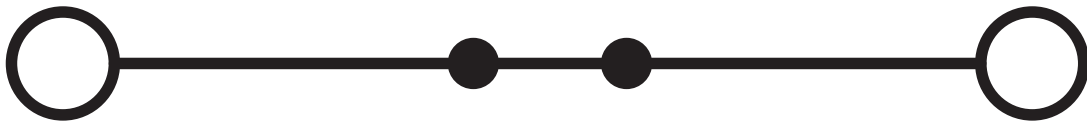


3211776

<https://www.phoenixcontact.com/us/products/3211776>

Drawings

Circuit diagram



PT 4 BK - Feed-through terminal block





3211776


<https://www.phoenixcontact.com/us/products/3211776>


Approvals


To download certificates, visit the product detail page: <https://www.phoenixcontact.com/us/products/3211776>


|  CSA Approval ID: 158887 | | | | |
|---|-----------------------|-----------------------|-------------------|----------------------|
| | Nominal voltage U_N | Nominal current I_N | Cross section AWG | Cross section mm^2 |
| B | 600 V | 30 A | 24 - 10 | - |
| C | 600 V | 30 A | 24 - 10 | - |

|  IECEE CB Scheme Approval ID: DE1-65853 | | | | |
|--|-----------------------|-----------------------|-------------------|----------------------|
| | Nominal voltage U_N | Nominal current I_N | Cross section AWG | Cross section mm^2 |
| keine | 800 V | 32 A | - | 0.2 - 4 |

|  cULus Recognized Approval ID: E60425 | | | | |
|--|-----------------------|-----------------------|-------------------|----------------------|
| | Nominal voltage U_N | Nominal current I_N | Cross section AWG | Cross section mm^2 |
| B | 600 V | 30 A | 24 - 10 | - |
| C | 600 V | 30 A | 24 - 10 | - |

|  LR Approval ID: LR2371832TA | | | | |
|---|--|--|--|--|
|---|--|--|--|--|

|  ClassNK NK Approval ID: 22ME0007 | | | | |
|---|--|--|--|--|
|---|--|--|--|--|

|  VDE Gutachten mit Fertigungsüberwachung Approval ID: 40036696 | | | | |
|---|-----------------------|-----------------------|-------------------|----------------------|
| | Nominal voltage U_N | Nominal current I_N | Cross section AWG | Cross section mm^2 |
| keine | 800 V | 32 A | - | 0.2 - 4 |


| DNV Approval ID: TAE000010T | | | | |
|---------------------------------------|--|--|--|--|
|---------------------------------------|--|--|--|--|


PT 4 BK - Feed-through terminal block





3211776

<https://www.phoenixcontact.com/us/products/3211776>

|  cUL Recognized Approval ID: E192998 | | | | |
|---|-----------------------|-----------------------|-------------------|----------------------|
| | Nominal voltage U_N | Nominal current I_N | Cross section AWG | Cross section mm^2 |
| keine | | | | |
| | 550 V | 30 A | 24 - 10 | - |

|  IECEX Approval ID: IECEXPTB10.0046U | | | | |
|---|-----------------------|-----------------------|-------------------|----------------------|
| | Nominal voltage U_N | Nominal current I_N | Cross section AWG | Cross section mm^2 |
| keine | | | | |
| Only flexible conductors | 550 V | 26 A | - | 0.2 - 4 |
| Only rigid conductors | 550 V | 30 A | - | 0.2 - 6 |

|  UL Recognized Approval ID: E192998 | | | | |
|--|-----------------------|-----------------------|-------------------|----------------------|
| | Nominal voltage U_N | Nominal current I_N | Cross section AWG | Cross section mm^2 |
| keine | | | | |
| | 550 V | 30 A | 24 - 10 | - |

|  ATEX Approval ID: PTB09ATEX1112U | | | | |
|--|-----------------------|-----------------------|-------------------|----------------------|
| | Nominal voltage U_N | Nominal current I_N | Cross section AWG | Cross section mm^2 |
| keine | | | | |
| Only flexible conductors | 550 V | 26 A | - | 0.2 - 4 |
| Only rigid conductors | 550 V | 30 A | - | 0.2 - 6 |

|  CCC Approval ID: 2020322313000631 | | | | |
|---|--|--|--|--|
|---|--|--|--|--|

|  UKCA-EX Approval ID: CSAE 22UKEX1100U | | | | |
|---|--|--|--|--|
|---|--|--|--|--|

|  EAC Ex Approval ID: KZ 7500525010101950 | | | | |
|---|--|--|--|--|
|---|--|--|--|--|

PT 4 BK - Feed-through terminal block



3211776

<https://www.phoenixcontact.com/us/products/3211776>

Classifications

ECLASS

| | |
|-------------|----------|
| ECLASS-13.0 | 27250101 |
| ECLASS-15.0 | 27250101 |

ETIM

| | |
|-----------|----------|
| ETIM 10.0 | EC000897 |
|-----------|----------|

UNSPSC

| | |
|-------------|----------|
| UNSPSC 21.0 | 39121400 |
|-------------|----------|

PT 4 BK - Feed-through terminal block



3211776

<https://www.phoenixcontact.com/us/products/3211776>

Environmental product compliance

EU RoHS

| | |
|---|--------------------|
| Fulfills EU RoHS substance requirements | Yes, No exemptions |
|---|--------------------|

China RoHS

| | |
|--|--|
| Environment friendly use period (EFUP) | EFUP-E |
| | No hazardous substances above the limits |

EU REACH SVHC

| | |
|-------------------------------------|----------------------------|
| REACH candidate substance (CAS No.) | No substance above 0.1 wt% |
|-------------------------------------|----------------------------|

Phoenix Contact 2026 © - all rights reserved
<https://www.phoenixcontact.com>

Phoenix Contact USA
586 Fulling Mill Road
Middletown, PA 17057, United States
(+717) 944-1300
info@phoenixcon.com