

# PP 2,5/ 1 - Plug

3211280

<https://www.phoenixcontact.com/us/products/3211280>



Please be informed that the data shown in this PDF document is generated from our online catalog. Please find the complete data in the user documentation. Our general terms of use for downloads are valid.



Plug, nom. voltage: 800 V, nominal current: 24 A, number of connections: 1, number of positions: 1, connection method: Push-in connection, Rated cross section: 2.5 mm<sup>2</sup>, 1 level, cross section: 0.14 mm<sup>2</sup> - 4 mm<sup>2</sup>, color: gray

## Your advantages

- Flexible, thanks to plugs you can assemble yourself
- The Push-in technology COMBI plugs for self-assembly provide solutions that users can implement themselves
- Comprehensive, optional snap-on accessories available
- Protection against mismatching, thanks to individual coding options
- Maximum safety, thanks to touch-proof design
- Safe to use, thanks to powerful, vibration-proof plug-in contact

## Commercial data

Item number	3211280
Packing unit	50 pc
Minimum order quantity	50 pc
Sales key	BE22
Product key	BE2244
GTIN	4055626285535
Weight per piece (including packing)	3.63 g
Weight per piece (excluding packing)	3.6 g
Customs tariff number	85366990
Country of origin	PL

# PP 2,5/ 1 - Plug



3211280

<https://www.phoenixcontact.com/us/products/3211280>

## Technical data

### Notes

Notes on operation	COMBI connectors are connectors without switching power in accordance with IEC 61984 and can be connected or disconnected without load or voltage when used as intended
--------------------	---

### Product properties

Product type	Terminal plug
Area of application	Machine building
	Plant engineering
Number of positions	1
Pitch	5.2 mm
Number of connections	1
Number of rows	1
Potentials	1

### Insulation characteristics

Overvoltage category	III
Degree of pollution	3

### Electrical properties

Rated surge voltage	6 kV
Maximum power dissipation for nominal condition	0.77 W

### Connection data

Number of connections per level	1
Nominal cross section	2.5 mm <sup>2</sup>

#### 1 level

Connection method	Push-in connection
Stripping length	8 mm ... 10 mm
Internal cylindrical gage	A3
Connection in acc. with standard	IEC 61984
Conductor cross-section rigid	0.14 mm <sup>2</sup> ... 4 mm <sup>2</sup>
Cross section AWG	26 ... 12 (converted acc. to IEC)
Conductor cross-section flexible	0.14 mm <sup>2</sup> ... 2.5 mm <sup>2</sup>
Conductor cross-section, flexible [AWG]	26 ... 14 (converted acc. to IEC)
Conductor cross-section flexible (ferrule without plastic sleeve)	0.14 mm <sup>2</sup> ... 2.5 mm <sup>2</sup>
Flexible conductor cross-section (ferrule with plastic sleeve)	0.14 mm <sup>2</sup> ... 2.5 mm <sup>2</sup>
2 conductors with the same cross section, flexible, with TWIN ferrule with plastic sleeve	0.5 mm <sup>2</sup>
Nominal cross section	2.5 mm <sup>2</sup>
Nominal current	24 A
Maximum load current	24 A (with 4 mm <sup>2</sup> conductor cross-section)

# PP 2,5/ 1 - Plug



3211280

<https://www.phoenixcontact.com/us/products/3211280>

Nominal voltage	800 V
-----------------	-------

## 1 level Connection cross sections directly pluggable

Conductor cross-section rigid	0.34 mm <sup>2</sup> ... 4 mm <sup>2</sup>
Conductor cross-section flexible (ferrule without plastic sleeve)	0.34 mm <sup>2</sup> ... 2.5 mm <sup>2</sup>
Flexible conductor cross-section (ferrule with plastic sleeve)	0.34 mm <sup>2</sup> ... 2.5 mm <sup>2</sup>

## Dimensions

Width	5.2 mm
Height	16 mm
Depth	41.2 mm
Pitch	5.2 mm

## Material specifications

Color	gray (RAL 7042)
Flammability rating according to UL 94	V0
Insulating material group	I
Insulating material	PA

## Mechanical properties

### Mechanical data

Open side panel	No
-----------------	----

## Environmental and real-life conditions

### Ambient conditions

Ambient temperature (operation)	-60 °C (max. operating temperature see derating curve)
Ambient temperature (storage/transport)	-25 °C ... 60 °C (for a short time, not exceeding 24 h, -60 °C to +70 °C)
Ambient temperature (assembly)	-5 °C ... 70 °C
Ambient temperature (actuation)	-5 °C ... 70 °C
Permissible humidity (operation)	20 % ... 90 %
Permissible humidity (storage/transport)	30 % ... 70 %

## Standards and regulations

Connection in acc. with standard	IEC 61984
----------------------------------	-----------

# PP 2,5/ 1 - Plug

3211280

<https://www.phoenixcontact.com/us/products/3211280>



## Drawings

### Circuit diagram



# PP 2,5/ 1 - Plug





3211280


<https://www.phoenixcontact.com/us/products/3211280>

## Approvals

To download certificates, visit the product detail page: <https://www.phoenixcontact.com/us/products/3211280>

 <b>CSA</b> Approval ID: 158887				
	Nominal voltage $U_N$	Nominal current $I_N$	Cross section AWG	Cross section $\text{mm}^2$
B	600 V	20 A	26 - 12	-
C	600 V	20 A	26 - 12	-

 <b>cULus Recognized</b> Approval ID: E60425				
	Nominal voltage $U_N$	Nominal current $I_N$	Cross section AWG	Cross section $\text{mm}^2$
B	600 V	20 A	26 - 12	-
C	600 V	20 A	26 - 12	-

 <b>EAC</b> Approval ID: KZ7500651131219505				
---	--	--	--	--

# PP 2,5/ 1 - Plug



3211280

<https://www.phoenixcontact.com/us/products/3211280>

## Classifications

### ECLASS

ECLASS-13.0	27250306
ECLASS-15.0	27250306

### ETIM

ETIM 10.0	EC002021
-----------	----------

### UNSPSC

UNSPSC 21.0	39121400
-------------	----------

# PP 2,5/ 1 - Plug



3211280

<https://www.phoenixcontact.com/us/products/3211280>

## Environmental product compliance

### EU RoHS

Fulfills EU RoHS substance requirements	Yes, No exemptions
---	--------------------

### China RoHS

Environment friendly use period (EFUP)	EFUP-E
	No hazardous substances above the limits

### EU REACH SVHC

REACH candidate substance (CAS No.)	No substance above 0.1 wt%
-------------------------------------	----------------------------

Phoenix Contact 2026 © - all rights reserved  
<https://www.phoenixcontact.com>

Phoenix Contact USA  
586 Fulling Mill Road  
Middletown, PA 17057, United States  
(+717) 944-1300  
[info@phoenixcon.com](mailto:info@phoenixcon.com)