

# PTTBS 2,5/2P - Double-level terminal block



3211260

<https://www.phoenixcontact.com/us/products/3211260>

Please be informed that the data shown in this PDF document is generated from our online catalog. Please find the complete data in the user documentation. Our general terms of use for downloads are valid.



Double-level terminal block, nom. voltage: 800 V, nominal current: 22 A, number of connections: 4, connection method: Push-in / plug connection, Rated cross section: 2.5 mm<sup>2</sup>, 1st and 2nd level, cross section: 0.14 mm<sup>2</sup> - 4 mm<sup>2</sup>, mounting type: NS 35/7,5, NS 35/15, color: gray

## Your advantages

- The Push-in connection terminal blocks are characterized by the system features of the CLIPLINE complete system and by easy and tool-free wiring of conductors with ferrules or solid conductors
- The compact design and front connection enable wiring in a confined space
- In addition to the testing option in the double function shaft, all terminal blocks provide an additional test pick-off

## Commercial data

Item number	3211260
Packing unit	50 pc
Minimum order quantity	50 pc
Sales key	BE22
Product key	BE2241
GTIN	4055626279985
Weight per piece (including packing)	12.91 g
Weight per piece (excluding packing)	12.91 g
Customs tariff number	85369010
Country of origin	PL

# PTTBS 2,5/2P - Double-level terminal block



3211260

<https://www.phoenixcontact.com/us/products/3211260>

## Technical data

### Product properties

Product type	Plug-in terminal block
Product family	PTTBS
Pitch	5.2 mm
Number of connections	4
Number of rows	2
Potentials	2

### Insulation characteristics

Overvoltage category	III
----------------------	-----

### Electrical properties

Rated surge voltage	6 kV
Maximum power dissipation for nominal condition	0.77 W

### Connection data

Number of connections per level	2
Nominal cross section	2.5 mm <sup>2</sup>

### 1st and 2nd level

Connection method	Push-in / plug connection
Stripping length	8 mm ... 10 mm
Internal cylindrical gage	A3
Connection in acc. with standard	IEC 60947-7-1
Conductor cross-section rigid	0.14 mm <sup>2</sup> ... 4 mm <sup>2</sup>
Cross section AWG	26 ... 12 (converted acc. to IEC)
Conductor cross-section flexible	0.14 mm <sup>2</sup> ... 4 mm <sup>2</sup>
Conductor cross-section, flexible [AWG]	26 ... 12 (converted acc. to IEC)
Conductor cross-section flexible (ferrule without plastic sleeve)	0.14 mm <sup>2</sup> ... 2.5 mm <sup>2</sup>
Flexible conductor cross-section (ferrule with plastic sleeve)	0.14 mm <sup>2</sup> ... 2.5 mm <sup>2</sup>
2 conductors with the same cross section, flexible, with TWIN ferrule with plastic sleeve	0.5 mm <sup>2</sup>
Nominal cross section	2.5 mm <sup>2</sup>
Nominal current	22 A (observe derating)
Maximum load current	22 A (with 4 mm <sup>2</sup> conductor cross-section, rigid)
Nominal voltage	800 V

### 1st and 2nd level Connection cross sections directly pluggable

Conductor cross-section rigid	0.34 mm <sup>2</sup> ... 4 mm <sup>2</sup>
Conductor cross-section flexible (ferrule without plastic sleeve)	0.34 mm <sup>2</sup> ... 2.5 mm <sup>2</sup>
Flexible conductor cross-section (ferrule with plastic sleeve)	0.34 mm <sup>2</sup> ... 2.5 mm <sup>2</sup>

## Dimensions

# PTTBS 2,5/2P - Double-level terminal block



3211260

<https://www.phoenixcontact.com/us/products/3211260>

Width	5.2 mm
End cover width	2.2 mm
Height	92.6 mm
Depth on NS 35/7,5	55 mm
Depth on NS 35/15	62.5 mm
Pitch	5.2 mm

## Material specifications

Color	gray (RAL 7042)
Flammability rating according to UL 94	V0
Insulating material group	I
Insulating material	PA
Static insulating material application in cold	-60 °C
Temperature index of insulation material (DIN EN 60216-1 (VDE 0304-21))	125 °C
Relative insulation material temperature index (Elec., UL 746 B)	130 °C
Fire protection for rail vehicles (DIN EN 45545-2) R22	HL 1 - HL 3
Fire protection for rail vehicles (DIN EN 45545-2) R23	HL 1 - HL 3
Fire protection for rail vehicles (DIN EN 45545-2) R24	HL 1 - HL 3
Fire protection for rail vehicles (DIN EN 45545-2) R26	HL 1 - HL 3
Calorimetric heat release NFPA 130 (ASTM E 1354)	27,5 MJ/kg
Surface flammability NFPA 130 (ASTM E 162)	passed
Specific optical density of smoke NFPA 130 (ASTM E 662)	passed
Smoke gas toxicity NFPA 130 (SMP 800C)	passed

## Electrical tests

### Surge voltage test

Test voltage setpoint	9.8 kV
Result	Test passed
Short-time withstand current 2.5 mm <sup>2</sup>	0.3 kA
Result	Test passed

### Power-frequency withstand voltage

Test voltage setpoint	2 kV
Result	Test passed

## Mechanical properties

### Mechanical data

Open side panel	Yes
-----------------	-----

## Mechanical tests

### Attachment on the carrier

DIN rail/fixing support	NS 35
Test force setpoint	1 N

# PTTBS 2,5/2P - Double-level terminal block



3211260

<https://www.phoenixcontact.com/us/products/3211260>

Result	Test passed
--------	-------------

## Environmental and real-life conditions

### Needle-flame test

Time of exposure	30 s
Result	Test passed

### Oscillation/broadband noise

Specification	DIN EN 50155 (VDE 0115-200):2008-03
Spectrum	Long life test category 1, class B, body mounted
Frequency	$f_1 = 5 \text{ Hz}$ to $f_2 = 150 \text{ Hz}$
ASD level	$0.964 \text{ (m/s}^2\text{)}^2\text{/Hz}$
Acceleration	0.58g
Test duration per axis	5 h
Test directions	X-, Y- and Z-axis
Result	Test passed

### Shocks

Specification	DIN EN 50155 (VDE 0115-200):2008-03
Pulse shape	Half-sine
Acceleration	5g
Shock duration	30 ms
Number of shocks per direction	3
Test directions	X-, Y- and Z-axis (pos. and neg.)
Result	Test passed

### Ambient conditions

Ambient temperature (operation)	-60 °C ... 100 °C (max. operating temperature range including self-heating, see derating curve)
Ambient temperature (storage/transport)	-25 °C ... 60 °C (for a short time, not exceeding 24 h, -60 °C to +70 °C)
Ambient temperature (assembly)	-5 °C ... 70 °C
Ambient temperature (actuation)	-5 °C ... 70 °C
Permissible humidity (operation)	20 % ... 90 %
Permissible humidity (storage/transport)	30 % ... 70 %

## Standards and regulations

Connection in acc. with standard	IEC 60947-7-1
----------------------------------	---------------

## Mounting

Mounting type	NS 35/7,5
	NS 35/15

# PTTBS 2,5/2P - Double-level terminal block

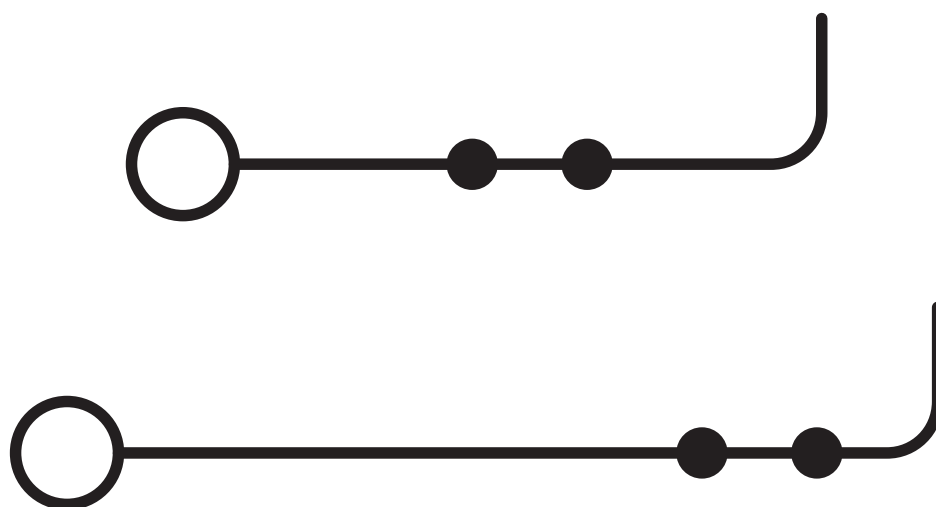


3211260

<https://www.phoenixcontact.com/us/products/3211260>

## Drawings

Circuit diagram



# PTTBS 2,5/2P - Double-level terminal block



3211260


<https://www.phoenixcontact.com/us/products/3211260>


## Approvals

To download certificates, visit the product detail page: <https://www.phoenixcontact.com/us/products/3211260>

 <b>CSA</b> Approval ID: 158887				
	Nominal voltage $U_N$	Nominal current $I_N$	Cross section AWG	Cross section $\text{mm}^2$
B	600 V	20 A	26 - 12	-
C	600 V	20 A	26 - 12	-

 <b>EAC</b> Approval ID: RU C-DE.BL08.B.00644				
---	--	--	--	--

 <b>cULus Recognized</b> Approval ID: E60425				
	Nominal voltage $U_N$	Nominal current $I_N$	Cross section AWG	Cross section $\text{mm}^2$
B	600 V	20 A	26 - 12	-
C	600 V	20 A	26 - 12	-

 <b>EAC</b> Approval ID: KZ7500651131219505				
---	--	--	--	--

# PTTBS 2,5/2P - Double-level terminal block



3211260

<https://www.phoenixcontact.com/us/products/3211260>

## Classifications

### ECLASS

ECLASS-13.0	27250117
ECLASS-15.0	27250117

### ETIM

ETIM 10.0	EC000897
-----------	----------

### UNSPSC

UNSPSC 21.0	39121400
-------------	----------

# PTTBS 2,5/2P - Double-level terminal block



3211260

<https://www.phoenixcontact.com/us/products/3211260>

## Environmental product compliance

### EU RoHS

Fulfills EU RoHS substance requirements	Yes, No exemptions
---	--------------------

### China RoHS

Environment friendly use period (EFUP)	EFUP-E
	No hazardous substances above the limits

### EU REACH SVHC

REACH candidate substance (CAS No.)	No substance above 0.1 wt%
-------------------------------------	----------------------------

Phoenix Contact 2026 © - all rights reserved  
<https://www.phoenixcontact.com>

Phoenix Contact USA  
586 Fulling Mill Road  
Middletown, PA 17057, United States  
(+717) 944-1300  
[info@phoenixcon.com](mailto:info@phoenixcon.com)