


# PTTB 2,5-PE/N - Protective conductor double-level terminal block



3210981

<https://www.phoenixcontact.com/us/products/3210981>

Please be informed that the data shown in this PDF document is generated from our online catalog. Please find the complete data in the user documentation. Our general terms of use for downloads are valid.



Protective conductor double-level terminal block, nom. voltage: 500 V, nominal current: 24 A, connection method: Push-in connection, 1st and 2nd level, Rated cross section: 2.5 mm<sup>2</sup>, cross section: 0.14 mm<sup>2</sup> - 4 mm<sup>2</sup>, mounting type: NS 35/7,5, NS 35/15, color: gray

## Your advantages

- Time-saving conductor connection thanks to tool-free direct-connection technology
- Vibration-resistant and maintenance-free conductor connection
- Full flexibility thanks to the standardized CLIPLINE complete bridging, marking, and testing accessories
- Meet the requirements of DIN EN 60947-7-2 or IEC 60947-7-2 for protective conductor connections
- High level of safety thanks to the low-resistance connection to the ground potential via the top-hat rail
- Direct contacting with the DIN rail enables fast, error-free grounding without additional wiring effort.

## Commercial data

Item number	3210981
Packing unit	50 pc
Minimum order quantity	50 pc
Sales key	BE22
Product key	BE2224
GTIN	4046356419055
Weight per piece (including packing)	13.013 g
Weight per piece (excluding packing)	13.013 g
Customs tariff number	85369010
Country of origin	CN

# PTTB 2,5-PE/N - Protective conductor double-level terminal block



3210981

<https://www.phoenixcontact.com/us/products/3210981>

## Technical data

### Product properties

Product type	Ground terminal block
Product family	PT
Number of connections	4
Number of rows	2

### Insulation characteristics

Overvoltage category	III
Degree of pollution	3

### Electrical properties

Rated surge voltage	6 kV
Maximum power dissipation for nominal condition	0.77 W

### Connection data

PEN function	yes
Grounding foot	Yes
Number of connections per level	2
Nominal cross section	2.5 mm <sup>2</sup>

### 1st and 2nd level

Connection method	Push-in connection
Note	Please observe the current carrying capacity of the DIN rails.
Stripping length	8 mm ... 10 mm
Internal cylindrical gage	A3
Connection in acc. with standard	IEC 60947-7-1/IEC 60947-7-2
Conductor cross-section rigid	0.14 mm <sup>2</sup> ... 4 mm <sup>2</sup>
Cross section AWG	26 ... 12 (converted acc. to IEC)
Conductor cross-section flexible	0.14 mm <sup>2</sup> ... 4 mm <sup>2</sup>
Conductor cross-section, flexible [AWG]	26 ... 12 (converted acc. to IEC)
Conductor cross-section flexible (ferrule without plastic sleeve)	0.14 mm <sup>2</sup> ... 2.5 mm <sup>2</sup>
Flexible conductor cross-section (ferrule with plastic sleeve)	0.14 mm <sup>2</sup> ... 2.5 mm <sup>2</sup>
2 conductors with the same cross section, flexible, with TWIN ferrule with plastic sleeve	0.5 mm <sup>2</sup>
Nominal cross section	2.5 mm <sup>2</sup>
Nominal current	24 A
Maximum load current	30 A (with 4 mm <sup>2</sup> conductor cross-section, rigid)
Nominal voltage	500 V

### 1st and 2nd level Connection cross sections directly pluggable

Conductor cross-section rigid	0.34 mm <sup>2</sup> ... 4 mm <sup>2</sup>
Conductor cross-section flexible (ferrule without plastic sleeve)	0.34 mm <sup>2</sup> ... 2.5 mm <sup>2</sup>

# PTTB 2,5-PE/N - Protective conductor double-level terminal block



3210981

<https://www.phoenixcontact.com/us/products/3210981>

Flexible conductor cross-section (ferrule with plastic sleeve)	0.34 mm <sup>2</sup> ... 2.5 mm <sup>2</sup>
--	--

## Dimensions

Width	5.2 mm
End cover width	2.2 mm
Height	68 mm
Depth on NS 35/7,5	47.5 mm
Depth on NS 35/15	55 mm

## Material specifications

Color	gray (RAL 7042)
Flammability rating according to UL 94	V0
Insulating material group	I
Insulating material	PA
Static insulating material application in cold	-60 °C
Temperature index of insulation material (DIN EN 60216-1 (VDE 0304-21))	130 °C
Relative insulation material temperature index (Elec., UL 746 B)	130 °C
Fire protection for rail vehicles (DIN EN 45545-2) R22	HL 1 - HL 3
Fire protection for rail vehicles (DIN EN 45545-2) R23	HL 1 - HL 3
Fire protection for rail vehicles (DIN EN 45545-2) R24	HL 1 - HL 3
Fire protection for rail vehicles (DIN EN 45545-2) R26	HL 1 - HL 3
Calorimetric heat release NFPA 130 (ASTM E 1354)	28 MJ/kg
Surface flammability NFPA 130 (ASTM E 162)	passed
Specific optical density of smoke NFPA 130 (ASTM E 662)	passed
Smoke gas toxicity NFPA 130 (SMP 800C)	passed

## Electrical tests

### Surge voltage test

Test voltage setpoint	7.3 kV
Result	Test passed

### Temperature-rise test

Requirement temperature-rise test	Increase in temperature ≤ 45 K
Result	Test passed
Short-time withstand current 2.5 mm <sup>2</sup>	0.3 kA
Short-time withstand current 4 mm <sup>2</sup>	0.48 kA
Result	Test passed

### Power-frequency withstand voltage

Test voltage setpoint	1.89 kV
Result	Test passed

## Mechanical properties

# PTTB 2,5-PE/N - Protective conductor double-level terminal block



3210981

<https://www.phoenixcontact.com/us/products/3210981>

## Mechanical data

Open side panel	Yes
-----------------	-----

## Mechanical tests

### Mechanical strength

Result	Test passed
--------	-------------

### Attachment on the carrier

DIN rail/fixing support	NS 35
Test force setpoint	1 N
Result	Test passed

### Test for conductor damage and slackening

Rotation speed	10 rpm
Revolutions	135
Conductor cross-section/weight	0.14 mm <sup>2</sup> / 0.2 kg
	2.5 mm <sup>2</sup> / 0.7 kg
	4 mm <sup>2</sup> / 0.9 kg
Result	Test passed

## Environmental and real-life conditions

### Aging

Temperature cycles	192
Result	Test passed

### Needle-flame test

Time of exposure	30 s
Result	Test passed

### Oscillation/broadband noise

Specification	DIN EN 50155 (VDE 0115-200):2008-03
Spectrum	Long life test category 2, bogie-mounted
Frequency	$f_1 = 5 \text{ Hz}$ to $f_2 = 250 \text{ Hz}$
ASD level	6.12 (m/s <sup>2</sup> ) <sup>2</sup> /Hz
Acceleration	3.12g
Test duration per axis	5 h
Test directions	X-, Y- and Z-axis
Result	Test passed

### Shocks

Specification	DIN EN 50155 (VDE 0115-200):2008-03
Pulse shape	Half-sine
Acceleration	30g
Shock duration	18 ms

# PTTB 2,5-PE/N - Protective conductor double-level terminal block



3210981

<https://www.phoenixcontact.com/us/products/3210981>

Number of shocks per direction	3
Test directions	X-, Y- and Z-axis (pos. and neg.)
Result	Test passed

## Ambient conditions

Ambient temperature (operation)	-60 °C ... 110 °C (Operating temperature range incl. self-heating; for max. short-term operating temperature, see RTI Elec.)
Ambient temperature (storage/transport)	-25 °C ... 60 °C (for a short time, not exceeding 24 h, -60 °C to +70 °C)
Ambient temperature (assembly)	-5 °C ... 70 °C
Ambient temperature (actuation)	-5 °C ... 70 °C
Permissible humidity (operation)	20 % ... 90 %
Permissible humidity (storage/transport)	30 % ... 70 %

## Standards and regulations

Connection in acc. with standard	IEC 60947-7-1/IEC 60947-7-2
----------------------------------	-----------------------------

## Mounting

Mounting type	NS 35/7,5
	NS 35/15

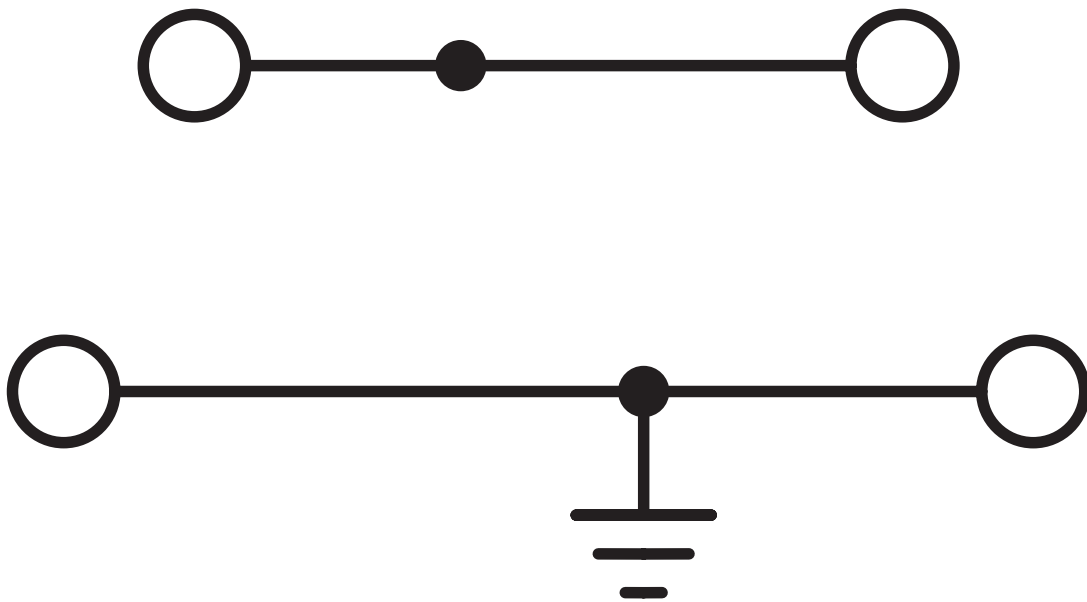
# PTTB 2,5-PE/N - Protective conductor double-level terminal block

3210981

<https://www.phoenixcontact.com/us/products/3210981>

## Drawings

Circuit diagram



# PTTB 2,5-PE/N - Protective conductor double-level terminal block




3210981


<https://www.phoenixcontact.com/us/products/3210981>

## Approvals


To download certificates, visit the product detail page: <https://www.phoenixcontact.com/us/products/3210981>

 <b>CSA</b> Approval ID: 158887				
	Nominal voltage $U_N$	Nominal current $I_N$	Cross section AWG	Cross section $mm^2$
B	300 V	20 A	26 - 12	-
C	300 V	20 A	26 - 12	-

 <b>EAC</b> Approval ID: RU C-DE.BL08.B.00644				
---	--	--	--	--

 <b>cULus Recognized</b> Approval ID: E60425				
	Nominal voltage $U_N$	Nominal current $I_N$	Cross section AWG	Cross section $mm^2$
B	300 V	20 A	26 - 12	-
PE connection	-	-	26 - 12	-
C	300 V	20 A	26 - 12	-
PE connection	-	-	26 - 12	-

 <b>LR</b> Approval ID: LR2371832TA				
---	--	--	--	--

 <b>NK</b> Approval ID: 14ME0912				
--	--	--	--	--

 <b>BV</b> Approval ID: 25278/C1 BV				
---	--	--	--	--

<b>ABS</b> Approval ID: 21-2192245-PDA				
---	--	--	--	--

<b>DNV</b>				
------------	--	--	--	--

# PTTB 2,5-PE/N - Protective conductor double-level terminal block



3210981

<https://www.phoenixcontact.com/us/products/3210981>

Approval ID: TAE000010T



**EAC**

Approval ID: KZ7500651131219505

# PTTB 2,5-PE/N - Protective conductor double-level terminal block



3210981

<https://www.phoenixcontact.com/us/products/3210981>

## Classifications

### ECLASS

ECLASS-13.0	27250104
ECLASS-15.0	27250104

### ETIM

ETIM 10.0	EC000901
-----------	----------

### UNSPSC

UNSPSC 21.0	39121400
-------------	----------

# PTTB 2,5-PE/N - Protective conductor double-level terminal block



3210981

<https://www.phoenixcontact.com/us/products/3210981>

## Environmental product compliance

### EU RoHS

Fulfills EU RoHS substance requirements	Yes, No exemptions
---	--------------------

### China RoHS

Environment friendly use period (EFUP)	EFUP-E
	No hazardous substances above the limits

### EU REACH SVHC

REACH candidate substance (CAS No.)	No substance above 0.1 wt%
-------------------------------------	----------------------------

Phoenix Contact 2026 © - all rights reserved  
<https://www.phoenixcontact.com>

Phoenix Contact USA  
586 Fulling Mill Road  
Middletown, PA 17057, United States  
(+717) 944-1300  
[info@phoenixcon.com](mailto:info@phoenixcon.com)