


PT 2,5-L/L/N - Multi-level terminal block



3210500

<https://www.phoenixcontact.com/us/products/3210500>

Please be informed that the data shown in this PDF document is generated from our online catalog. Please find the complete data in the user documentation. Our general terms of use for downloads are valid.



Multi-level terminal block, nom. voltage: 500 V, nominal current: 20 A, connection method: Push-in connection, 1st, 2nd and 3rd level, Rated cross section: 2.5 mm², cross section: 0.14 mm² - 4 mm², mounting type: NS 35/7,5, NS 35/15, color: gray

Your advantages

- Time-saving conductor connection thanks to tool-free direct-connection technology
- Convenient plugging with lower insertion force
- High conductor pull-out forces due to the spring design
- Vibration-resistant and maintenance-free conductor connection
- Full flexibility thanks to the standardized CLIPLINE complete bridging, marking, and testing accessories
- High space savings thanks to the compact integration of two separate circuits in a single terminal block
- Optimized for manual and automated wiring

Commercial data

Item number	3210500
Packing unit	50 pc
Minimum order quantity	50 pc
Sales key	BE22
Product key	BE2215
GTIN	4046356858465
Weight per piece (including packing)	18.298 g
Weight per piece (excluding packing)	18.298 g
Customs tariff number	85369010
Country of origin	PL

PT 2,5-L/L/N - Multi-level terminal block



3210500

<https://www.phoenixcontact.com/us/products/3210500>

Technical data

Product properties

Product type	Multi-level terminal block
Product family	PT
Number of connections	6
Number of rows	3
Potentials	3

Insulation characteristics

Overvoltage category	III
Degree of pollution	3

Electrical properties

Rated surge voltage	6 kV
Maximum power dissipation for nominal condition	0.77 W

Connection data

Number of connections per level	2
Nominal cross section	2.5 mm ²

1st, 2nd and 3rd level

Connection method	Push-in connection
Stripping length	8 mm ... 10 mm
Internal cylindrical gage	A3
Connection in acc. with standard	IEC 60947-7-1
Conductor cross-section rigid	0.14 mm ² ... 4 mm ²
Cross section AWG	26 ... 12 (converted acc. to IEC)
Conductor cross-section flexible	0.14 mm ² ... 4 mm ²
Conductor cross-section, flexible [AWG]	26 ... 12 (converted acc. to IEC)
Conductor cross-section flexible ultrasound-compressed	0.34 mm ² ... 4 mm ²
Conductor cross-section, flexible [AWG] ultrasound-compressed	22 ... 12 (converted acc. to IEC)
Conductor cross-section flexible (ferrule without plastic sleeve)	0.14 mm ² ... 2.5 mm ²
Flexible conductor cross-section (ferrule with plastic sleeve)	0.14 mm ² ... 2.5 mm ²
2 conductors with the same cross section, flexible, with TWIN ferrule with plastic sleeve	0.5 mm ²
Nominal cross section	2.5 mm ²
Nominal current	20 A
Maximum load current	24 A (with 4 mm ² conductor cross-section, rigid)
Nominal voltage	500 V

1st, 2nd and 3rd level Connection cross sections directly pluggable

Conductor cross-section rigid	0.34 mm ² ... 4 mm ²
Conductor cross-section flexible (ferrule without plastic sleeve)	0.34 mm ² ... 2.5 mm ²
Flexible conductor cross-section (ferrule with plastic sleeve)	0.34 mm ² ... 2.5 mm ²

PT 2,5-L/L/N - Multi-level terminal block



3210500

<https://www.phoenixcontact.com/us/products/3210500>

Ex data

Rated data (ATEX/IECEX)

Identification	Ⓜ II 2 GD Ex eb IIC Gb
Operating temperature range (1)	-60 °C ... 85 °C
Operating temperature range (2)	-40 °C ... 110 °C
Ex-certified accessories	3211647 D-PT 2,5-3L 1204517 SZF 1-0,6X3,5 3022276 CLIPFIX 35-5 3022218 CLIPFIX 35
List of bridges	Plug-in bridge / FBS 2-5 / 3030161 Plug-in bridge / FBS 3-5 / 3030174 Plug-in bridge / FBS 4-5 / 3030187 Plug-in bridge / FBS 5-5 / 3030190 Plug-in bridge / FBS 10-5 / 3030213 Plug-in bridge / FBS 20-5 / 3030226
Bridge data	14.5 A / 2.5 mm ²
Ex temperature increase	40 K (17 A / 2.5 mm ²)
for bridging with bridge	440 V
- At bridging between non-adjacent terminal blocks	352 V
- At bridging between non-adjacent terminal blocks via PE terminal block	352 V
- At cut-to-length bridging	166 V
- At cut-to-length bridging with cover	352 V
Rated insulation voltage	400 V
output	(Permanent)

Ex level General

Rated voltage	440 V
Rated current	17 A
Maximum load current	21 A

Ex connection data General

Nominal cross section	2.5 mm ²
Rated cross section AWG	14
Connection capacity rigid	0.14 mm ² ... 4 mm ²
Connection capacity AWG	26 ... 12
Connection capacity flexible	0.14 mm ² ... 2.5 mm ²
Connection capacity AWG	26 ... 14
output	(Permanent)

Ex level Level 1

Contact resistance	1.2 mΩ
output	(Permanent)

Ex level Level 2

PT 2,5-L/L/N - Multi-level terminal block



3210500

<https://www.phoenixcontact.com/us/products/3210500>

Contact resistance	1.1 mΩ
output	(Permanent)

Ex level Level 3

Contact resistance	0.8 mΩ
--------------------	--------

Dimensions

Width	5.2 mm
End cover width	2.2 mm
Height	102 mm
Depth	56.4 mm
Depth on NS 35/7,5	58 mm
Depth on NS 35/15	65.5 mm

Material specifications

Color	gray (RAL 7042)
Flammability rating according to UL 94	V0
Insulating material group	I
Insulating material	PA
Static insulating material application in cold	-60 °C
Temperature index of insulation material (DIN EN 60216-1 (VDE 0304-21))	125 °C
Relative insulation material temperature index (Elec., UL 746 B)	130 °C
Fire protection for rail vehicles (DIN EN 45545-2) R22	HL 1 - HL 3
Fire protection for rail vehicles (DIN EN 45545-2) R23	HL 1 - HL 3
Fire protection for rail vehicles (DIN EN 45545-2) R24	HL 1 - HL 3
Fire protection for rail vehicles (DIN EN 45545-2) R26	HL 1 - HL 3
Calorimetric heat release NFPA 130 (ASTM E 1354)	27,5 MJ/kg
Surface flammability NFPA 130 (ASTM E 162)	passed
Specific optical density of smoke NFPA 130 (ASTM E 662)	passed
Smoke gas toxicity NFPA 130 (SMP 800C)	passed

Electrical tests

Surge voltage test

Test voltage setpoint	7.3 kV
Result	Test passed

Temperature-rise test

Requirement temperature-rise test	Increase in temperature ≤ 45 K
Result	Test passed
Short-time withstand current 2.5 mm ²	0.3 kA
Short-time withstand current 4 mm ²	0.48 kA
Result	Test passed

Power-frequency withstand voltage

PT 2,5-L/L/N - Multi-level terminal block



3210500

<https://www.phoenixcontact.com/us/products/3210500>

Test voltage setpoint	1.89 kV
Result	Test passed

Mechanical properties

Mechanical data

Open side panel	Yes
-----------------	-----

Mechanical tests

Mechanical strength

Result	Test passed
--------	-------------

Attachment on the carrier

DIN rail/fixing support	NS 35
Test force setpoint	1 N
Result	Test passed

Test for conductor damage and slackening

Rotation speed	10 rpm
Revolutions	135
Conductor cross-section/weight	0.14 mm ² / 0.2 kg
	2.5 mm ² / 0.7 kg
	4 mm ² / 0.9 kg
Result	Test passed

Environmental and real-life conditions

Aging

Temperature cycles	192
Result	Test passed

Needle-flame test

Time of exposure	30 s
Result	Test passed

Oscillation/broadband noise

Specification	DIN EN 50155 (VDE 0115-200):2008-03
Spectrum	Long life test category 1, class B, body mounted
Frequency	f ₁ = 5 Hz to f ₂ = 150 Hz
ASD level	0.964 (m/s ²)/Hz
Acceleration	0.58g
Test duration per axis	5 h
Test directions	X-, Y- and Z-axis
Result	Test passed

Shocks

Specification	DIN EN 50155 (VDE 0115-200):2008-03
---------------	-------------------------------------

PT 2,5-L/L/N - Multi-level terminal block



3210500

<https://www.phoenixcontact.com/us/products/3210500>

Pulse shape	Half-sine
Acceleration	5g
Shock duration	30 ms
Number of shocks per direction	3
Test directions	X-, Y- and Z-axis (pos. and neg.)
Result	Test passed

Ambient conditions

Ambient temperature (operation)	-60 °C ... 110 °C (Operating temperature range incl. self-heating; for max. short-term operating temperature, see RTI Elec.)
Ambient temperature (storage/transport)	-25 °C ... 60 °C (for a short time, not exceeding 24 h, -60 °C to +70 °C)
Ambient temperature (assembly)	-5 °C ... 70 °C
Ambient temperature (actuation)	-5 °C ... 70 °C
Permissible humidity (operation)	20 % ... 90 %
Permissible humidity (storage/transport)	30 % ... 70 %

Standards and regulations

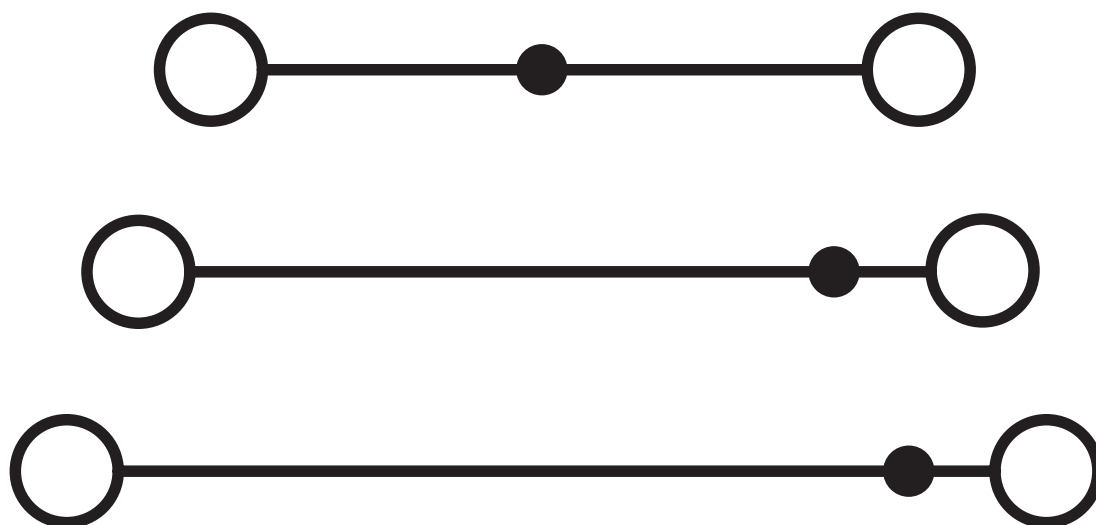
Connection in acc. with standard	IEC 60947-7-1
----------------------------------	---------------

Mounting

Mounting type	NS 35/7,5
	NS 35/15

Drawings

Circuit diagram



PT 2,5-L/L/N - Multi-level terminal block




3210500

<https://www.phoenixcontact.com/us/products/3210500>


Approvals


To download certificates, visit the product detail page: <https://www.phoenixcontact.com/us/products/3210500>

 CSA Approval ID: 158887				
	Nominal voltage U_N	Nominal current I_N	Cross section AWG	Cross section mm^2
B	300 V	20 A	26 - 12	-
C	300 V	20 A	26 - 12	-
D	600 V	5 A	26 - 12	-

 IECEE CB Scheme Approval ID: DE1-66980				
	Nominal voltage U_N	Nominal current I_N	Cross section AWG	Cross section mm^2
keine	500 V	20 A	-	0.2 - 2.5

 EAC Approval ID: RU C-DE.BL08.B.00644				
---	--	--	--	--

 cULus Recognized Approval ID: E60425				
	Nominal voltage U_N	Nominal current I_N	Cross section AWG	Cross section mm^2
B	300 V	20 A	26 - 12	-
C	300 V	20 A	26 - 12	-

 VDE Zeichengenehmigung Approval ID: 40032222				
	Nominal voltage U_N	Nominal current I_N	Cross section AWG	Cross section mm^2
keine	500 V	20 A	-	0.2 - 2.5

 IECEx Approval ID: IECEx SEV13.0005U				
--	--	--	--	--

PT 2,5-L/L/N - Multi-level terminal block



3210500

<https://www.phoenixcontact.com/us/products/3210500>



ATEX

Approval ID: SEV13ATEX0159U



CCC

Approval ID: 2020322313000631



EAC Ex

Approval ID: KZ 7500525010101950

PT 2,5-L/L/N - Multi-level terminal block



3210500

<https://www.phoenixcontact.com/us/products/3210500>

Classifications

ECLASS

ECLASS-13.0	27250102
ECLASS-15.0	27250102

ETIM

ETIM 10.0	EC000897
-----------	----------

UNSPSC

UNSPSC 21.0	39121400
-------------	----------

PT 2,5-L/L/N - Multi-level terminal block



3210500

<https://www.phoenixcontact.com/us/products/3210500>

Environmental product compliance

EU RoHS

Fulfills EU RoHS substance requirements	Yes, No exemptions
---	--------------------

China RoHS

Environment friendly use period (EFUP)	EFUP-E
	No hazardous substances above the limits

EU REACH SVHC

REACH candidate substance (CAS No.)	No substance above 0.1 wt%
-------------------------------------	----------------------------

Phoenix Contact 2026 © - all rights reserved
<https://www.phoenixcontact.com>

Phoenix Contact USA
586 Fulling Mill Road
Middletown, PA 17057, United States
(+717) 944-1300
info@phoenixcon.com