

# PT 2,5-TWIN-DIO/R-L - Component terminal block



3210253

<https://www.phoenixcontact.com/us/products/3210253>

Please be informed that the data shown in this PDF document is generated from our online catalog. Please find the complete data in the user documentation. Our general terms of use for downloads are valid.



Component terminal block, with integrated 1N4007 diode, nom. voltage: 800 V, nominal current: 0.5 A, number of connections: 3, connection method: Push-in connection, Rated cross section: 2.5 mm<sup>2</sup>, cross section: 0.14 mm<sup>2</sup> - 4 mm<sup>2</sup>, mounting type: NS 35/7,5, NS 35/15, color: gray

## Your advantages

- In addition to the testing option in the double function shaft, all terminal blocks provide an additional test pick-off
- The Push-in connection terminal blocks are characterized by the system features of the CLIPLINE complete system and by easy and tool-free wiring of conductors with ferrules or solid conductors
- The compact design and front connection enable wiring in a confined space

## Commercial data

Item number	3210253
Packing unit	50 pc
Minimum order quantity	50 pc
Sales key	BE22
Product key	BE2272
GTIN	4046356334563
Weight per piece (including packing)	8.856 g
Weight per piece (excluding packing)	8.856 g
Customs tariff number	85369010
Country of origin	PL

# PT 2,5-TWIN-DIO/R-L - Component terminal block



3210253

<https://www.phoenixcontact.com/us/products/3210253>

## Technical data

### Notes

General	The max. current is determined by the diode. Installed: Diode 1N 4007, reverse voltage: 1300 V, maximum continuous current: 0.5 A.
---------	--

### Product properties

Product type	Component terminal block
Number of connections	3
Number of rows	1
Potentials	1

### Insulation characteristics

Overvoltage category	III
Degree of pollution	3

### Electrical properties

Rated surge voltage	8 kV
Maximum power dissipation for nominal condition	0.77 W

### Connection data

Number of connections per level	3
Nominal cross section	2.5 mm <sup>2</sup>
Connection method	Push-in connection
Stripping length	8 mm ... 10 mm
Internal cylindrical gage	A3
Conductor cross-section rigid	0.14 mm <sup>2</sup> ... 4 mm <sup>2</sup>
Cross section AWG	26 ... 12 (converted acc. to IEC)
Conductor cross-section flexible	0.14 mm <sup>2</sup> ... 4 mm <sup>2</sup>
Conductor cross-section, flexible [AWG]	26 ... 12 (converted acc. to IEC)
Conductor cross-section flexible ultrasound-compressed	0.34 mm <sup>2</sup> ... 4 mm <sup>2</sup>
Conductor cross-section, flexible [AWG] ultrasound-compressed	22 ... 12 (converted acc. to IEC)
Conductor cross-section flexible (ferrule without plastic sleeve)	0.14 mm <sup>2</sup> ... 2.5 mm <sup>2</sup>
Flexible conductor cross-section (ferrule with plastic sleeve)	0.14 mm <sup>2</sup> ... 2.5 mm <sup>2</sup>
2 conductors with the same cross section, flexible, with TWIN ferrule with plastic sleeve	0.5 mm <sup>2</sup>
Nominal cross section	2.5 mm <sup>2</sup>
Nominal current	0.5 A
Maximum load current	0.5 A (with 4 mm <sup>2</sup> conductor cross-section, rigid)
Nominal voltage	800 V

### Connection cross sections directly pluggable

Conductor cross-section rigid	0.34 mm <sup>2</sup> ... 4 mm <sup>2</sup>
Conductor cross-section flexible (ferrule without plastic sleeve)	0.5 mm <sup>2</sup> ... 2.5 mm <sup>2</sup>

# PT 2,5-TWIN-DIO/R-L - Component terminal block



3210253

<https://www.phoenixcontact.com/us/products/3210253>

Flexible conductor cross-section (ferrule with plastic sleeve)	0.34 mm <sup>2</sup> ... 2.5 mm <sup>2</sup>
--	--

## Dimensions

Width	5.2 mm
End cover width	2.2 mm
Height	60.5 mm
Depth	35.3 mm
Depth on NS 35/7,5	36.8 mm
Depth on NS 35/15	44.3 mm

## Material specifications

Color	gray (RAL 7042)
Flammability rating according to UL 94	V0
Insulating material group	I
Insulating material	PA
Static insulating material application in cold	-60 °C
Temperature index of insulation material (DIN EN 60216-1 (VDE 0304-21))	125 °C
Relative insulation material temperature index (Elec., UL 746 B)	130 °C
Fire protection for rail vehicles (DIN EN 45545-2) R22	HL 1 - HL 3
Fire protection for rail vehicles (DIN EN 45545-2) R23	HL 1 - HL 3
Fire protection for rail vehicles (DIN EN 45545-2) R24	HL 1 - HL 3
Fire protection for rail vehicles (DIN EN 45545-2) R26	HL 1 - HL 3
Calorimetric heat release NFPA 130 (ASTM E 1354)	27,5 MJ/kg
Surface flammability NFPA 130 (ASTM E 162)	passed
Specific optical density of smoke NFPA 130 (ASTM E 662)	passed
Smoke gas toxicity NFPA 130 (SMP 800C)	passed

## Mechanical properties

### Mechanical data

Open side panel	Yes
-----------------	-----

## Environmental and real-life conditions

### Ambient conditions

Ambient temperature (operation)	-60 °C ... 110 °C (Operating temperature range incl. self-heating; for max. short-term operating temperature, see RTI Elec.)
Ambient temperature (storage/transport)	-25 °C ... 60 °C (for a short time, not exceeding 24 h, -60 °C to +70 °C)
Ambient temperature (assembly)	-5 °C ... 70 °C
Ambient temperature (actuation)	-5 °C ... 70 °C
Permissible humidity (operation)	20 % ... 90 %
Permissible humidity (storage/transport)	30 % ... 70 %

## Mounting

# PT 2,5-TWIN-DIO/R-L - Component terminal block



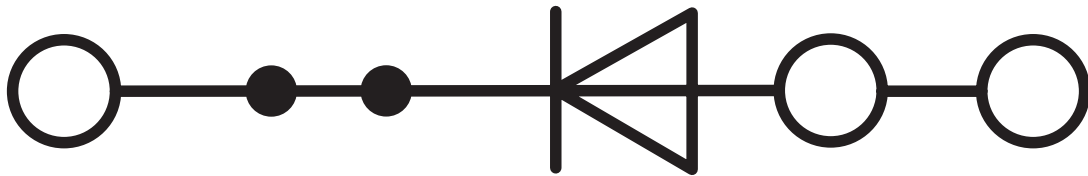
3210253

<https://www.phoenixcontact.com/us/products/3210253>

Mounting type	NS 35/7,5
	NS 35/15

Drawings

Circuit diagram



# PT 2,5-TWIN-DIO/R-L - Component terminal block




3210253


<https://www.phoenixcontact.com/us/products/3210253>

## Approvals

To download certificates, visit the product detail page: <https://www.phoenixcontact.com/us/products/3210253>

 <b>CSA</b> Approval ID: 158887				
	Nominal voltage $U_N$	Nominal current $I_N$	Cross section AWG	Cross section $mm^2$
B	300 V	0.5 A	26 - 12	-
C	300 V	0.5 A	26 - 12	-

 <b>EAC</b> Approval ID: RU C-DE.BL08.B.00644				
---	--	--	--	--

 <b>cULus Recognized</b> Approval ID: E60425				
	Nominal voltage $U_N$	Nominal current $I_N$	Cross section AWG	Cross section $mm^2$
B	300 V	20 A	26 - 12	-
Current determined by the diode	300 V	0.5 A	26 - 12	-
C	300 V	20 A	26 - 12	-
Current determined by the diode	300 V	0.5 A	26 - 12	-

# PT 2,5-TWIN-DIO/R-L - Component terminal block



3210253

<https://www.phoenixcontact.com/us/products/3210253>

## Classifications

### ECLASS

ECLASS-13.0	27250114
ECLASS-15.0	27250114

### ETIM

ETIM 10.0	EC000898
-----------	----------

### UNSPSC

UNSPSC 21.0	39121400
-------------	----------

3210253

<https://www.phoenixcontact.com/us/products/3210253>

## Environmental product compliance

### EU RoHS

Fulfills EU RoHS substance requirements	Yes
Exemption	7(a), 7(c)-I

### China RoHS

Environment friendly use period (EFUP)	EFUP-50
	An article-related China RoHS declaration table can be found in the download area for the respective article under "Manufacturer declaration". For all articles with EFUP-E, no China RoHS declaration table issued and required.

### EU REACH SVHC

REACH candidate substance (CAS No.)	Lead(CAS: 7439-92-1)
SCIP	89c48059-41f3-431d-b09b-a90b89c8b79a

Phoenix Contact 2026 © - all rights reserved

<https://www.phoenixcontact.com>

Phoenix Contact USA  
586 Fulling Mill Road  
Middletown, PA 17057, United States  
(+717) 944-1300  
[info@phoenixcon.com](mailto:info@phoenixcon.com)