

FC 4-PCB/10 - Connector



3208736

<https://www.phoenixcontact.com/us/products/3208736>

Please be informed that the data shown in this PDF document is generated from our online catalog. Please find the complete data in the user documentation. Our general terms of use for downloads are valid.

PCB header, 10-pos.



Commercial data

Item number	3208736
Packing unit	10 pc
Minimum order quantity	10 pc
Sales key	BE64
Product key	BE643X
GTIN	4055626012681
Weight per piece (including packing)	43.46 g
Weight per piece (excluding packing)	43.46 g
Customs tariff number	85366990
Country of origin	PL

FC 4-PCB/10 - Connector

3208736

<https://www.phoenixcontact.com/us/products/3208736>

Technical data

Product properties

Product type	Plug
Number of positions	10
Pitch	6.1 mm
Number of connections	10
Number of rows	1
Potentials	10

Insulation characteristics

Overvoltage category	III
Degree of pollution	3

Electrical properties

Rated surge voltage	4 kV
Maximum power dissipation for nominal condition	1.02 W

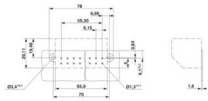
Connection data

Nominal cross section	4 mm ²
Rated cross section AWG	10

Level 1

Connection method	Spade connection/solder connection
Connection in acc. with standard	IEC 61984
Conductor cross-section rigid	0.5 mm ² ... 2.5 mm ²
Cross section AWG	20 ... 14 (converted acc. to IEC)
Conductor cross-section flexible	0.5 mm ² ... 2.5 mm ²
Conductor cross-section, flexible [AWG]	20 ... 14 (converted acc. to IEC)
Nominal current	15 A
Maximum load current	30 A
Nominal voltage	320 V

Dimensions

Dimensional drawing	
Width	97.5 mm
Height	29.1 mm
Depth	34.3 mm
Pitch	6.1 mm

Material specifications

FC 4-PCB/10 - Connector



3208736

<https://www.phoenixcontact.com/us/products/3208736>

Color	gray (RAL 7042)
Flammability rating according to UL 94	V0
Insulating material group	I
Insulating material	PA
Static insulating material application in cold	-60 °C
Temperature index of insulation material (DIN EN 60216-1 (VDE 0304-21))	130 °C
Relative insulation material temperature index (Elec., UL 746 B)	130 °C
Fire protection for rail vehicles (DIN EN 45545-2) R22	HL 1 - HL 3
Fire protection for rail vehicles (DIN EN 45545-2) R23	HL 1 - HL 3
Fire protection for rail vehicles (DIN EN 45545-2) R24	HL 1 - HL 3
Fire protection for rail vehicles (DIN EN 45545-2) R26	HL 1 - HL 3
Calorimetric heat release NFPA 130 (ASTM E 1354)	28 MJ/kg
Surface flammability NFPA 130 (ASTM E 162)	passed
Specific optical density of smoke NFPA 130 (ASTM E 662)	passed
Smoke gas toxicity NFPA 130 (SMP 800C)	passed

Electrical tests

Short-time withstand current 2.5 mm ²	0.01 kA
Result	Test passed

Mechanical properties

Mechanical data

Open side panel	No
-----------------	----

Environmental and real-life conditions

Service life

Insertion/withdrawal cycles	100
-----------------------------	-----

Needle-flame test

Time of exposure	30 s
Result	Test passed

Oscillation/broadband noise

Specification	DIN EN 60255-21-1:1996-05 (following)
Frequency	10 Hz ... 150 Hz
Acceleration	1g (84.2 Hz ... 150 Hz)
Test directions	X-, Y- and Z-axis
Result	Test passed

Shocks

Specification	DIN EN 60255-21-1:1996-05 (following)
Pulse shape	Half-sine
Acceleration	30g
Shock duration	11 ms

FC 4-PCB/10 - Connector



3208736

<https://www.phoenixcontact.com/us/products/3208736>

Number of shocks per direction	3
Test directions	X-, Y- and Z-axis (pos. and neg.)
Result	Test passed

Ambient conditions

Ambient temperature (operation)	-60 °C ... 105 °C (max. short-term operating temperature RTI Elec.)
Ambient temperature (storage/transport)	-25 °C ... 60 °C (for a short time, not exceeding 24 h, -60 °C to +70 °C)
Ambient temperature (assembly)	-5 °C ... 70 °C
Ambient temperature (actuation)	-5 °C ... 70 °C
Permissible humidity (storage/transport)	30 % ... 70 %

Standards and regulations

Connection in acc. with standard	IEC 61984
----------------------------------	-----------

Mounting

Mounting type	PCB mounting
---------------	--------------

FC 4-PCB/10 - Connector

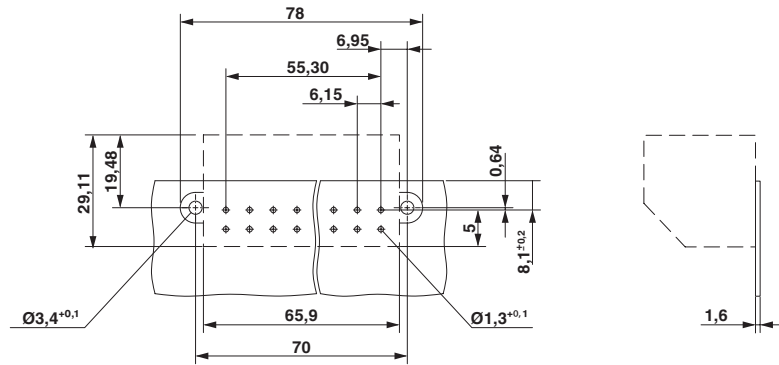
3208736

<https://www.phoenixcontact.com/us/products/3208736>



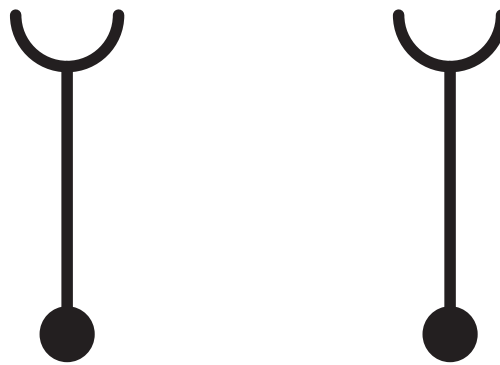
Drawings

Dimensional drawing



Drilling diagram

Circuit diagram



FC 4-PCB/10 - Connector



3208736

<https://www.phoenixcontact.com/us/products/3208736>

Approvals

To download certificates, visit the product detail page: <https://www.phoenixcontact.com/us/products/3208736>



CSA

Approval ID: 13631



cULus Recognized

Approval ID: E60425



CSA

Approval ID: 13631



cULus Recognized

Approval ID: E60425

FC 4-PCB/10 - Connector



3208736

<https://www.phoenixcontact.com/us/products/3208736>

Classifications

ECLASS

ECLASS-13.0	27250301
ECLASS-15.0	27250301

ETIM

ETIM 10.0	EC000886
-----------	----------

UNSPSC

UNSPSC 21.0	39121400
-------------	----------

FC 4-PCB/10 - Connector



3208736

<https://www.phoenixcontact.com/us/products/3208736>

Environmental product compliance

EU RoHS

Fulfills EU RoHS substance requirements	Yes, No exemptions
---	--------------------

China RoHS

Environment friendly use period (EFUP)	EFUP-E
	No hazardous substances above the limits

EU REACH SVHC

REACH candidate substance (CAS No.)	No substance above 0.1 wt%
-------------------------------------	----------------------------

EF3.1 Climate Change

CO2e kg	0.209 kg CO2e
---------	---------------

Phoenix Contact 2026 © - all rights reserved
<https://www.phoenixcontact.com>

Phoenix Contact USA
586 Fulling Mill Road
Middletown, PA 17057, United States
(+717) 944-1300
info@phoenixcon.com