

QTC 2,5 BU - Feed-through terminal block



3206429

<https://www.phoenixcontact.com/us/products/3206429>

Please be informed that the data shown in this PDF document is generated from our online catalog. Please find the complete data in the user documentation. Our general terms of use for downloads are valid.



Feed-through terminal block, nom. voltage: 800 V, nominal current: 24 A, number of connections: 2, connection method: Quick connection, Rated cross section: 2.5 mm², 1 level, cross section: 0.5 mm² - 2.5 mm², mounting type: NS 35/7,5, NS 35/15, color: blue

Your advantages

- Fast conductor connection thanks to the elimination of conductor pretreatment
- Large-area, gas-tight contact thanks to the automated cutting of the wire insulation
- High contact quality and vibration resistance thanks to the use of high-quality spring contact material
- Secure wiring thanks to lockable swivel lever
- Full flexibility thanks to the standardized CLIPLINE complete bridging, marking, and testing accessories
- Vibration-resistant and maintenance-free conductor connection

Commercial data

| | |
|--------------------------------------|---------------|
| Item number | 3206429 |
| Packing unit | 50 pc |
| Minimum order quantity | 50 pc |
| Sales key | BE03 |
| Product key | BE3111 |
| GTIN | 4017918976040 |
| Weight per piece (including packing) | 10.29 g |
| Weight per piece (excluding packing) | 10.1 g |
| Customs tariff number | 85369010 |
| Country of origin | CN |

QTC 2,5 BU - Feed-through terminal block



3206429

<https://www.phoenixcontact.com/us/products/3206429>

Technical data

Product properties

| | |
|-----------------------|-----------------------------|
| Product type | Feed-through terminal block |
| Product family | QTC |
| Area of application | Railway industry |
| | Machine building |
| | Plant engineering |
| | Process industry |
| Number of connections | 2 |
| Number of rows | 1 |
| Potentials | 1 |

Insulation characteristics

| | |
|----------------------|-----|
| Overvoltage category | III |
| Degree of pollution | 3 |

Electrical properties

| | |
|---|--------|
| Rated surge voltage | 8 kV |
| Maximum power dissipation for nominal condition | 0.77 W |

Connection data

| | |
|--|---------------------|
| Number of connections per level | 2 |
| Frequency of connections with the same cross section | 100 |
| Nominal cross section | 2.5 mm ² |

1 level

| | |
|---|---|
| Connection method | Quick connection |
| Material wire insulation | PVC / PE |
| Connection in acc. with standard | IEC 60947-7-1 |
| Conductor cross-section rigid | 0.5 mm ² ... 2.5 mm ² |
| Cross section AWG | 20 ... 14 (converted acc. to IEC) |
| Conductor cross-section flexible | 0.5 mm ² ... 2.5 mm ² |
| Conductor cross-section, flexible [AWG] | 20 ... 14 (converted acc. to IEC) |
| Nominal cross section | 2.5 mm ² |
| Nominal current | 24 A |
| Maximum load current | 24 A (with a 2.5 mm ² conductor cross-section) |
| Nominal voltage | 800 V |

Ex data

Rated data (ATEX/IECEx)

| | |
|-----------------------------|------------------------|
| Identification | Ⓔ II 2 GD Ex eb IIC Gb |
| Operating temperature range | -45 °C ... 90 °C |
| | 3206568 D-QTC 2,5 |

QTC 2,5 BU - Feed-through terminal block



3206429

<https://www.phoenixcontact.com/us/products/3206429>

| | |
|--|--------------------------------------|
| Ex-certified accessories | 3206209 ATP-QTC |
| | 1204517 SZF 1-0,6X3,5 |
| | 3022276 CLIPFIX 35-5 |
| | 3022218 CLIPFIX 35 |
| List of bridges | Plug-in bridge / FBS 2-6 / 3030336 |
| | Plug-in bridge / FBS 3-6 / 3030242 |
| | Plug-in bridge / FBS 4-6 / 3030255 |
| | Plug-in bridge / FBS 5-6 / 3030349 |
| | Plug-in bridge / FBS 10-6 / 3030271 |
| | Plug-in bridge / FBS 20-6 / 3030365 |
| Bridge data | 21 A (2.5 mm ²) |
| Ex temperature increase | 40 K (23.6 A / 2,5 mm ²) |
| for bridging with bridge | 550 V |
| - At bridging between non-adjacent terminal blocks | 352 V |
| - At cut-to-length bridging with cover | 220 V |
| - At cut-to-length bridging with partition plate | 275 V |
| Rated insulation voltage | 500 V |
| output | (Permanent) |

Ex level General

| | |
|----------------------|--------|
| Rated voltage | 550 V |
| Rated current | 21 A |
| Maximum load current | 21 A |
| Contact resistance | 0.9 mΩ |

Ex connection data General

| | |
|--|---|
| Nominal cross section | 2.5 mm ² |
| Rated cross section AWG | 14 |
| Connection capacity rigid | 0.5 mm ² ... 2.5 mm ² |
| Connection capacity AWG | 20 ... 14 |
| Connection capacity flexible | 0.5 mm ² ... 2.5 mm ² |
| Connection capacity AWG | 20 ... 14 |
| Frequency of connections with the same cross section | 100 |

Dimensions

| | |
|--------------------|---------|
| Width | 6.2 mm |
| End cover width | 2.2 mm |
| Height | 62.6 mm |
| Depth on NS 35/7,5 | 39.3 mm |
| Depth on NS 35/15 | 46.8 mm |

Material specifications

| | |
|--|-----------------|
| Color | blue (RAL 5015) |
| Flammability rating according to UL 94 | V0 |
| Insulating material group | I |

QTC 2,5 BU - Feed-through terminal block



3206429

<https://www.phoenixcontact.com/us/products/3206429>

| | |
|---|-------------|
| Insulating material | PA |
| Static insulating material application in cold | -60 °C |
| Temperature index of insulation material (DIN EN 60216-1 (VDE 0304-21)) | 130 °C |
| Relative insulation material temperature index (Elec., UL 746 B) | 130 °C |
| Fire protection for rail vehicles (DIN EN 45545-2) R22 | HL 1 - HL 3 |
| Fire protection for rail vehicles (DIN EN 45545-2) R23 | HL 1 - HL 3 |
| Fire protection for rail vehicles (DIN EN 45545-2) R24 | HL 1 - HL 3 |
| Fire protection for rail vehicles (DIN EN 45545-2) R26 | HL 1 - HL 3 |
| Calorimetric heat release NFPA 130 (ASTM E 1354) | 28 MJ/kg |
| Surface flammability NFPA 130 (ASTM E 162) | passed |
| Specific optical density of smoke NFPA 130 (ASTM E 662) | passed |
| Smoke gas toxicity NFPA 130 (SMP 800C) | passed |

Cable/line

| | |
|--------------------------------|--------|
| Wire diameter incl. insulation | 3.8 mm |
|--------------------------------|--------|

Electrical tests

Surge voltage test

| | |
|-----------------------|-------------|
| Test voltage setpoint | 9.8 kV |
| Result | Test passed |

Temperature-rise test

| | |
|--|-------------------------------------|
| Requirement temperature-rise test | Increase in temperature \leq 45 K |
| Result | Test passed |
| Short-time withstand current 2.5 mm ² | 0.3 kA |
| Result | Test passed |

Power-frequency withstand voltage

| | |
|-----------------------|-------------|
| Test voltage setpoint | 2 kV |
| Result | Test passed |

Mechanical properties

Mechanical data

| | |
|-----------------|-----|
| Open side panel | Yes |
|-----------------|-----|

Mechanical tests

Mechanical strength

| | |
|--------|-------------|
| Result | Test passed |
|--------|-------------|

Attachment on the carrier

| | |
|-------------------------|-------------|
| DIN rail/fixing support | NS 35 |
| Test force setpoint | 1 N |
| Result | Test passed |

QTC 2,5 BU - Feed-through terminal block



3206429

<https://www.phoenixcontact.com/us/products/3206429>

Test for conductor damage and slackening

| | |
|--------------------------------|--|
| Rotation speed | 10 rpm |
| Revolutions | 135 |
| Conductor cross-section/weight | 0.5 mm ² / 0.3 kg 2.5 mm ² / 0.7 kg |
| Result | Test passed |

Environmental and real-life conditions

Aging

| | |
|--------------------|-------------|
| Temperature cycles | 192 |
| Result | Test passed |

Needle-flame test

| | |
|------------------|-------------|
| Time of exposure | 30 s |
| Result | Test passed |

Ambient conditions

| | |
|--|--|
| Ambient temperature (operation) | -60 °C ... 110 °C (Operating temperature range incl. self-heating; for max. short-term operating temperature, see RTI Elec.) |
| Ambient temperature (storage/transport) | -25 °C ... 60 °C (for a short time, not exceeding 24 h, -60 °C to +70 °C) |
| Ambient temperature (assembly) | -5 °C ... 70 °C |
| Ambient temperature (actuation) | -5 °C ... 70 °C |
| Permissible humidity (operation) | 20 % ... 90 % |
| Permissible humidity (storage/transport) | 30 % ... 70 % |

Standards and regulations

| | |
|----------------------------------|---------------|
| Connection in acc. with standard | IEC 60947-7-1 |
|----------------------------------|---------------|

Mounting

| | |
|---------------|-----------------------|
| Mounting type | NS 35/7,5 NS 35/15 |
|---------------|-----------------------|

QTC 2,5 BU - Feed-through terminal block

3206429

<https://www.phoenixcontact.com/us/products/3206429>



Drawings

Circuit diagram



QTC 2,5 BU - Feed-through terminal block





3206429


<https://www.phoenixcontact.com/us/products/3206429>


Approvals

To download certificates, visit the product detail page: <https://www.phoenixcontact.com/us/products/3206429>

|  CSA Approval ID: 158887 | | | | |
|---|-----------------------|-----------------------|-------------------|-----------------------------|
| | Nominal voltage U_N | Nominal current I_N | Cross section AWG | Cross section mm^2 |
| B | 600 V | 15 A | 20 - 14 | - |
| C | 600 V | 15 A | 20 - 14 | - |


|  EAC Approval ID: RU C-DE.BL08.B.00539 | | | | |
|---|--|--|--|--|
|---|--|--|--|--|

|  cULus Recognized Approval ID: E60425 | | | | |
|--|-----------------------|-----------------------|-------------------|-----------------------------|
| | Nominal voltage U_N | Nominal current I_N | Cross section AWG | Cross section mm^2 |
| B | 600 V | 15 A | 20 - 14 | - |
| C | 600 V | 15 A | 20 - 14 | - |

|  ClassNK Approval ID: 09 ME 139 | | | | |
|--|--|--|--|--|
|--|--|--|--|--|

| ABS Approval ID: 22-2196825-PDA | | | | |
|---|--|--|--|--|
|---|--|--|--|--|

| DNV Approval ID: TAE000014H | | | | |
|---------------------------------------|--|--|--|--|
|---------------------------------------|--|--|--|--|

|  IECEx Approval ID: IECExKIWA19.0011U | | | | |
|--|-----------------------|-----------------------|-------------------|-----------------------------|
| | Nominal voltage U_N | Nominal current I_N | Cross section AWG | Cross section mm^2 |
| keine | 550 V | 21 A | - | 0.5 - 2.5 |

|  ATEX Approval ID: KIWA19ATEX0019U | | | | |
|---|--|--|--|--|
|---|--|--|--|--|

QTC 2,5 BU - Feed-through terminal block



3206429

<https://www.phoenixcontact.com/us/products/3206429>

| | Nominal voltage U_N | Nominal current I_N | Cross section AWG | Cross section mm^2 |
|------------------------------|-----------------------|-----------------------|-------------------|-----------------------------|
| keine | | | | |
| Type examination certificate | 550 V | 21 A | - | 0.5 - 2.5 |



UKCA-EX

Approval ID: CSAE 22UKEX1429U



EAC Ex

Approval ID: KZ 7500525010101950

QTC 2,5 BU - Feed-through terminal block



3206429

<https://www.phoenixcontact.com/us/products/3206429>

Classifications

ECLASS

| | |
|-------------|----------|
| ECLASS-13.0 | 27250101 |
| ECLASS-15.0 | 27250101 |

ETIM

| | |
|-----------|----------|
| ETIM 10.0 | EC000897 |
|-----------|----------|

UNSPSC

| | |
|-------------|----------|
| UNSPSC 21.0 | 39121400 |
|-------------|----------|

QTC 2,5 BU - Feed-through terminal block



3206429

<https://www.phoenixcontact.com/us/products/3206429>

Environmental product compliance

EU RoHS

| | |
|---|--------------------|
| Fulfills EU RoHS substance requirements | Yes, No exemptions |
|---|--------------------|

China RoHS

| | |
|--|--|
| Environment friendly use period (EFUP) | EFUP-E |
| | No hazardous substances above the limits |

EU REACH SVHC

| | |
|-------------------------------------|----------------------------|
| REACH candidate substance (CAS No.) | No substance above 0.1 wt% |
|-------------------------------------|----------------------------|

Phoenix Contact 2026 © - all rights reserved
<https://www.phoenixcontact.com>

Phoenix Contact USA
586 Fulling Mill Road
Middletown, PA 17057, United States
(+717) 944-1300
info@phoenixcon.com