

# QTTCB 1,5 - Double-level terminal block




3205116

<https://www.phoenixcontact.com/us/products/3205116>

Please be informed that the data shown in this PDF document is generated from our online catalog. Please find the complete data in the user documentation. Our general terms of use for downloads are valid.

Double-level terminal block, nom. voltage: 500 V, nominal current: 17.5 A, connection method: Quick connection, 1st and 2nd level, Rated cross section: 1.5 mm<sup>2</sup>, cross section: 0.25 mm<sup>2</sup> - 1.5 mm<sup>2</sup>, mounting type: NS 35/7,5, NS 35/15, color: gray



## Your advantages

- Fast conductor connection thanks to the elimination of conductor pretreatment
- Large-area, gas-tight contact thanks to the automated cutting of the wire insulation
- High contact quality and vibration resistance thanks to the use of high-quality spring contact material
- Secure wiring thanks to lockable swivel lever
- Full flexibility thanks to the standardized CLIPLINE complete bridging, marking, and testing accessories
- High space savings thanks to the compact integration of two separate circuits in a single terminal block

## Commercial data

Item number	3205116
Packing unit	50 pc
Minimum order quantity	50 pc
Sales key	BE03
Product key	BE3114
GTIN	4017918932534
Weight per piece (including packing)	16.504 g
Weight per piece (excluding packing)	16.1 g
Customs tariff number	85369010
Country of origin	CN

# QTTCB 1,5 - Double-level terminal block



3205116

<https://www.phoenixcontact.com/us/products/3205116>

## Technical data

### Product properties

Product type	Multi-level terminal block
Product family	QTC
Area of application	Railway industry
	Machine building
	Plant engineering
	Process industry
Number of connections	4
Number of rows	2
Potentials	2

### Insulation characteristics

Overvoltage category	III
Degree of pollution	3

### Electrical properties

Rated surge voltage	6 kV
Maximum power dissipation for nominal condition	0.56 W

### Connection data

Number of connections per level	2
Frequency of connections with the same cross section	100
Nominal cross section	1.5 mm <sup>2</sup>

### 1st and 2nd level

Connection method	Quick connection
Material wire insulation	PVC / PE
Connection in acc. with standard	IEC 60947-7-1
Conductor cross-section rigid	0.25 mm <sup>2</sup> ... 1.5 mm <sup>2</sup>
Cross section AWG	24 ... 16 (converted acc. to IEC)
Conductor cross-section flexible	0.25 mm <sup>2</sup> ... 1.5 mm <sup>2</sup>
Conductor cross-section, flexible [AWG]	24 ... 16 (converted acc. to IEC)
Flexible conductor cross-section (ferrule with plastic sleeve)	0.25 mm <sup>2</sup> ... 1.5 mm <sup>2</sup>
Nominal cross section	1.5 mm <sup>2</sup>
Nominal current	17.5 A
Maximum load current	17.5 A (with 1.5 mm <sup>2</sup> conductor cross-section)
Nominal voltage	500 V

### Ex data

#### Rated data (ATEX/IECEx)

Identification	⊕ II 2 GD Ex eb IIC Gb
Operating temperature range	-45 °C ... 90 °C

# QTTTCB 1,5 - Double-level terminal block



3205116

<https://www.phoenixcontact.com/us/products/3205116>

Ex-certified accessories	3205187 D-QTTTCB 1,5
	3206238 ATP-QTTTCB
	1204517 SZF 1-0,6X3,5
	3022276 CLIPFIX 35-5
	3022218 CLIPFIX 35
List of bridges	Plug-in bridge / FBS 2-5 / 3030161
	Plug-in bridge / FBS 3-5 / 3030174
	Plug-in bridge / FBS 4-5 / 3030187
	Plug-in bridge / FBS 5-5 / 3030190
	Plug-in bridge / FBS 10-5 / 3030213
Plug-in bridge / FBS 20-5 / 3030226	
Bridge data	14.5 A / 1.5 mm <sup>2</sup>
Ex temperature increase	40 K (16.7 A/1.5 mm <sup>2</sup> )
for bridging with bridge	440 V
- At bridging between non-adjacent terminal blocks	352 V
- At cut-to-length bridging with cover	220 V
- At cut-to-length bridging with partition plate	275 V
Rated insulation voltage	400 V
output	(Permanent)

## Ex level General

Rated voltage	440 V
Rated current	15 A
Maximum load current	15 A

## Ex connection data General

Nominal cross section	1.5 mm <sup>2</sup>
Rated cross section AWG	16
Connection capacity rigid	0.25 mm <sup>2</sup> ... 1.5 mm <sup>2</sup>
Connection capacity AWG	24 ... 16
Connection capacity flexible	0.25 mm <sup>2</sup> ... 1.5 mm <sup>2</sup>
Connection capacity AWG	24 ... 16
Frequency of connections with the same cross section	100
output	(Permanent)

## Ex level Level 1

Contact resistance	1.4 mΩ
output	(Permanent)

## Ex level Level 2

Contact resistance	1 mΩ
--------------------	------

## Dimensions

Width	5.2 mm
End cover width	2.2 mm
Height	99.6 mm

# QTTCB 1,5 - Double-level terminal block



3205116

<https://www.phoenixcontact.com/us/products/3205116>

Depth on NS 35/7,5	49.9 mm
Depth on NS 35/15	57.4 mm

## Material specifications

Color	gray (RAL 7042)
Flammability rating according to UL 94	V0
Insulating material group	I
Insulating material	PA
Static insulating material application in cold	-60 °C
Temperature index of insulation material (DIN EN 60216-1 (VDE 0304-21))	130 °C
Relative insulation material temperature index (Elec., UL 746 B)	130 °C
Fire protection for rail vehicles (DIN EN 45545-2) R22	HL 1 - HL 3
Fire protection for rail vehicles (DIN EN 45545-2) R23	HL 1 - HL 3
Fire protection for rail vehicles (DIN EN 45545-2) R24	HL 1 - HL 3
Fire protection for rail vehicles (DIN EN 45545-2) R26	HL 1 - HL 3
Calorimetric heat release NFPA 130 (ASTM E 1354)	28 MJ/kg
Surface flammability NFPA 130 (ASTM E 162)	passed
Specific optical density of smoke NFPA 130 (ASTM E 662)	passed
Smoke gas toxicity NFPA 130 (SMP 800C)	passed

## Electrical tests

### Surge voltage test

Test voltage setpoint	7.3 kV
Result	Test passed

### Temperature-rise test

Requirement temperature-rise test	Increase in temperature $\leq$ 45 K
Result	Test passed
Short-time withstand current 1.5 mm <sup>2</sup>	0.18 kA
Result	Test passed

### Power-frequency withstand voltage

Test voltage setpoint	1.89 kV
Result	Test passed

## Mechanical properties

### Mechanical data

Open side panel	Yes
-----------------	-----

## Mechanical tests

### Mechanical strength

Result	Test passed
--------	-------------

### Attachment on the carrier

# QTTCB 1,5 - Double-level terminal block



3205116

<https://www.phoenixcontact.com/us/products/3205116>

DIN rail/fixing support	NS 35
Test force setpoint	1 N
Result	Test passed

## Test for conductor damage and slackening

Rotation speed	10 rpm
Revolutions	135
Conductor cross-section/weight	0.2 mm <sup>2</sup> / 0.2 kg 1.5 mm <sup>2</sup> / 0.4 kg
Result	Test passed

## Environmental and real-life conditions

### Aging

Temperature cycles	192
Result	Test passed

### Needle-flame test

Time of exposure	30 s
Result	Test passed

### Ambient conditions

Ambient temperature (operation)	-60 °C ... 110 °C (Operating temperature range incl. self-heating; for max. short-term operating temperature, see RTI Elec.)
Ambient temperature (storage/transport)	-25 °C ... 60 °C (for a short time, not exceeding 24 h, -60 °C to +70 °C)
Ambient temperature (assembly)	-5 °C ... 70 °C
Ambient temperature (actuation)	-5 °C ... 70 °C
Permissible humidity (operation)	20 % ... 90 %
Permissible humidity (storage/transport)	30 % ... 70 %

## Standards and regulations

Connection in acc. with standard	IEC 60947-7-1
----------------------------------	---------------

## Mounting

Mounting type	NS 35/7,5
	NS 35/15

# QTTCB 1,5 - Double-level terminal block



3205116

<https://www.phoenixcontact.com/us/products/3205116>

## Drawings

Circuit diagram



# QTTCB 1,5 - Double-level terminal block





3205116

<https://www.phoenixcontact.com/us/products/3205116>

## Approvals

To download certificates, visit the product detail page: <https://www.phoenixcontact.com/us/products/3205116>

 <b>CSA</b> Approval ID: 158887				
	Nominal voltage $U_N$	Nominal current $I_N$	Cross section AWG	Cross section $mm^2$
B	300 V	10 A	24 - 16	-
C	300 V	10 A	24 - 16	-
D	600 V	5 A	24 - 16	-


 <b>cULus Recognized</b> Approval ID: E60425				
	Nominal voltage $U_N$	Nominal current $I_N$	Cross section AWG	Cross section $mm^2$
B	300 V	10 A	24 - 16	-
C	300 V	10 A	24 - 16	-
D	600 V	5 A	24 - 16	-

 <b>ClassNK</b> NK Approval ID: 09 ME 139				
---	--	--	--	--

<b>ABS</b> Approval ID: 22-2196825-PDA				
---	--	--	--	--

<b>DNV</b> Approval ID: TAE000014H				
---------------------------------------	--	--	--	--

 <b>EAC Ex</b> Approval ID: KZ 7500525010101950				
---	--	--	--	--

 <b>IECEx</b> Approval ID: IECExKIWA19.0011U				
	Nominal voltage $U_N$	Nominal current $I_N$	Cross section AWG	Cross section $mm^2$
keine				

# QTTCB 1,5 - Double-level terminal block



3205116

<https://www.phoenixcontact.com/us/products/3205116>

	440 V	15 A	-	0.25 - 1.5
--	-------	------	---	------------



**ATEX**

Approval ID: KIWA19ATEX0019U

	Nominal voltage $U_N$	Nominal current $I_N$	Cross section AWG	Cross section $\text{mm}^2$
keine				
Type examination certificate	440 V	15 A	-	0.25 - 1.5



**CCC**

Approval ID: 2020322313000625



**UKCA-EX**

Approval ID: CSAE 22UKEX1429U

# QTTCB 1,5 - Double-level terminal block



3205116

<https://www.phoenixcontact.com/us/products/3205116>

## Classifications

### ECLASS

ECLASS-13.0	27250102
ECLASS-15.0	27250102

### ETIM

ETIM 10.0	EC000897
-----------	----------

### UNSPSC

UNSPSC 21.0	39121400
-------------	----------

# QTTCB 1,5 - Double-level terminal block



3205116

<https://www.phoenixcontact.com/us/products/3205116>

## Environmental product compliance

### EU RoHS

Fulfills EU RoHS substance requirements	Yes, No exemptions
---	--------------------

### China RoHS

Environment friendly use period (EFUP)	EFUP-E
	No hazardous substances above the limits

### EU REACH SVHC

REACH candidate substance (CAS No.)	No substance above 0.1 wt%
-------------------------------------	----------------------------

### EF3.1 Climate Change

CO2e kg	0.137 kg CO2e
---------	---------------

Phoenix Contact 2026 © - all rights reserved  
<https://www.phoenixcontact.com>

Phoenix Contact USA  
586 Fulling Mill Road  
Middletown, PA 17057, United States  
(+717) 944-1300  
[info@phoenixcon.com](mailto:info@phoenixcon.com)