

# QTC 1,5-QUATTRO BU - Feed-through terminal block



3205080

<https://www.phoenixcontact.com/us/products/3205080>

Please be informed that the data shown in this PDF document is generated from our online catalog. Please find the complete data in the user documentation. Our general terms of use for downloads are valid.



Feed-through terminal block, nom. voltage: 800 V, nominal current: 17.5 A, number of connections: 4, connection method: Quick connection, Rated cross section: 1.5 mm<sup>2</sup>, 1 level, cross section: 0.25 mm<sup>2</sup> - 1.5 mm<sup>2</sup>, mounting type: NS 35/7,5, NS 35/7,5, color: blue

## Your advantages

- Fast conductor connection thanks to the elimination of conductor pretreatment
- Large-area, gas-tight contact thanks to the automated cutting of the wire insulation
- High contact quality and vibration resistance thanks to the use of high-quality spring contact material
- Secure wiring thanks to lockable swivel lever
- Full flexibility thanks to the standardized CLIPLINE complete bridging, marking, and testing accessories
- Compact wiring of three conductors in a single terminal block

## Commercial data

Item number	3205080
Packing unit	50 pc
Minimum order quantity	50 pc
Sales key	BE03
Product key	BE3113
GTIN	4017918932503
Weight per piece (including packing)	14.84 g
Weight per piece (excluding packing)	14.7 g
Customs tariff number	85369010
Country of origin	CN

# QTC 1,5-QUATTRO BU - Feed-through terminal block



3205080

<https://www.phoenixcontact.com/us/products/3205080>

## Technical data

### Product properties

Product type	Multi-conductor terminal block
Product family	QTC
Area of application	Railway industry
	Machine building
	Plant engineering
	Process industry
Number of connections	4
Number of rows	1
Potentials	1

### Insulation characteristics

Overvoltage category	III
Degree of pollution	3

### Electrical properties

Rated surge voltage	8 kV
Maximum power dissipation for nominal condition	0.56 W

### Connection data

Number of connections per level	4
Frequency of connections with the same cross section	100
Nominal cross section	1.5 mm <sup>2</sup>

#### 1 level

Connection method	Quick connection
Material wire insulation	PVC / PE
Connection in acc. with standard	IEC 60947-7-1
Conductor cross-section rigid	0.25 mm <sup>2</sup> ... 1.5 mm <sup>2</sup>
Cross section AWG	24 ... 16 (converted acc. to IEC)
Conductor cross-section flexible	0.25 mm <sup>2</sup> ... 1.5 mm <sup>2</sup>
Conductor cross-section, flexible [AWG]	24 ... 16 (converted acc. to IEC)
Cross section, sensor conductors	0.25 mm <sup>2</sup> ... 0.34 mm <sup>2</sup>
Nominal cross section	1.5 mm <sup>2</sup>
Nominal current	17.5 A (with 1.5 mm <sup>2</sup> conductor cross-section)
Maximum load current	17.5 A (in case of a 1.5 mm <sup>2</sup> conductor cross-section, the maximum load current must not be exceeded by the total current of all connected conductors.)
Nominal voltage	800 V

### Ex data

Rated data (ATEX/IECEX)

# QTC 1,5-QUATTRO BU - Feed-through terminal block



3205080

<https://www.phoenixcontact.com/us/products/3205080>

Identification	Ⓜ II 2 GD Ex eb IIC Gb
Operating temperature range	-45 °C ... 90 °C
Ex-certified accessories	3205174 D-QTC 1,5-QUATTRO 3206225 ATP-QTC QUATTRO 1204517 SZF 1-0,6X3,5 3022276 CLIPFIX 35-5 3022218 CLIPFIX 35
List of bridges	Plug-in bridge / FBS 2-5 / 3030161 Plug-in bridge / FBS 3-5 / 3030174 Plug-in bridge / FBS 4-5 / 3030187 Plug-in bridge / FBS 5-5 / 3030190 Plug-in bridge / FBS 10-5 / 3030213 Plug-in bridge / FBS 20-5 / 3030226
Bridge data	16.5 A (1.5 mm <sup>2</sup> )
Ex temperature increase	40 K (20.5 A / 1.5 mm <sup>2</sup> )
for bridging with bridge	550 V
- At bridging between non-adjacent terminal blocks	352 V
- At cut-to-length bridging with cover	220 V
- At cut-to-length bridging with partition plate	275 V
Rated insulation voltage	500 V
output	(Permanent)

## Ex level General

Rated voltage	550 V
Rated current	18.5 A
Maximum load current	18.5 A
Contact resistance	1.2 mΩ

## Ex connection data General

Nominal cross section	1.5 mm <sup>2</sup>
Rated cross section AWG	16
Connection capacity rigid	0.25 mm <sup>2</sup> ... 1.5 mm <sup>2</sup>
Connection capacity AWG	24 ... 16
Connection capacity flexible	0.25 mm <sup>2</sup> ... 1.5 mm <sup>2</sup>
Connection capacity AWG	24 ... 16
Frequency of connections with the same cross section	100

## Dimensions

Width	5.2 mm
End cover width	2.2 mm
Height	94 mm
Depth on NS 35/7,5	39.3 mm
Depth on NS 35/15	46.8 mm

## Material specifications

# QTC 1,5-QUATTRO BU - Feed-through terminal block



3205080

<https://www.phoenixcontact.com/us/products/3205080>

Color	blue (RAL 5015)
Flammability rating according to UL 94	V0
Insulating material group	I
Insulating material	PA
Static insulating material application in cold	-60 °C
Temperature index of insulation material (DIN EN 60216-1 (VDE 0304-21))	130 °C
Relative insulation material temperature index (Elec., UL 746 B)	130 °C
Fire protection for rail vehicles (DIN EN 45545-2) R22	HL 1 - HL 3
Fire protection for rail vehicles (DIN EN 45545-2) R23	HL 1 - HL 3
Fire protection for rail vehicles (DIN EN 45545-2) R24	HL 1 - HL 3
Fire protection for rail vehicles (DIN EN 45545-2) R26	HL 1 - HL 3
Calorimetric heat release NFPA 130 (ASTM E 1354)	28 MJ/kg
Surface flammability NFPA 130 (ASTM E 162)	passed
Specific optical density of smoke NFPA 130 (ASTM E 662)	passed
Smoke gas toxicity NFPA 130 (SMP 800C)	passed

## Cable/line

Wire diameter incl. insulation	3 mm
--------------------------------	------

## Electrical tests

### Surge voltage test

Test voltage setpoint	9.8 kV
Result	Test passed

### Temperature-rise test

Requirement temperature-rise test	Increase in temperature $\leq$ 45 K
Result	Test passed
Short-time withstand current 1.5 mm <sup>2</sup>	0.18 kA
Result	Test passed

### Power-frequency withstand voltage

Test voltage setpoint	2 kV
Result	Test passed

## Mechanical properties

### Mechanical data

Open side panel	Yes
-----------------	-----

## Mechanical tests

### Mechanical strength

Result	Test passed
--------	-------------

### Attachment on the carrier

DIN rail/fixing support	NS 35
-------------------------	-------

# QTC 1,5-QUATTRO BU - Feed-through terminal block



3205080

<https://www.phoenixcontact.com/us/products/3205080>

Test force setpoint	1 N
Result	Test passed

## Test for conductor damage and slackening

Rotation speed	10 rpm
Revolutions	135
Conductor cross-section/weight	0.2 mm <sup>2</sup> / 0.2 kg 1.5 mm <sup>2</sup> / 0.4 kg
Result	Test passed

## Environmental and real-life conditions

### Aging

Temperature cycles	192
Result	Test passed

### Needle-flame test

Time of exposure	30 s
Result	Test passed

### Ambient conditions

Ambient temperature (operation)	-60 °C ... 110 °C (Operating temperature range incl. self-heating; for max. short-term operating temperature, see RTI Elec.)
Ambient temperature (storage/transport)	-25 °C ... 60 °C (for a short time, not exceeding 24 h, -60 °C to +70 °C)
Ambient temperature (assembly)	-5 °C ... 70 °C
Ambient temperature (actuation)	-5 °C ... 70 °C
Permissible humidity (operation)	20 % ... 90 %
Permissible humidity (storage/transport)	30 % ... 70 %

## Standards and regulations

Connection in acc. with standard	IEC 60947-7-1
----------------------------------	---------------

## Mounting

Mounting type	NS 35/7,5 NS 35/7,5
---------------	------------------------

# QTC 1,5-QUATTRO BU - Feed-through terminal block



3205080

<https://www.phoenixcontact.com/us/products/3205080>

## Drawings

Circuit diagram



# QTC 1,5-QUATTRO BU - Feed-through terminal block




3205080


<https://www.phoenixcontact.com/us/products/3205080>

## Approvals

To download certificates, visit the product detail page: <https://www.phoenixcontact.com/us/products/3205080>

 <b>CSA</b> Approval ID: 158887				
	Nominal voltage $U_N$	Nominal current $I_N$	Cross section AWG	Cross section $mm^2$
B	600 V	10 A	24 - 16	-
C	600 V	10 A	24 - 16	-

 <b>EAC</b> Approval ID: RU C-DE.BL08.B.00539				
---	--	--	--	--


 <b>cULus Recognized</b> Approval ID: E60425				
	Nominal voltage $U_N$	Nominal current $I_N$	Cross section AWG	Cross section $mm^2$
B	600 V	10 A	24 - 16	-
C	600 V	10 A	24 - 16	-

 <b>ClassNK</b> Approval ID: 09 ME 139				
--	--	--	--	--

<b>ABS</b> Approval ID: 22-2196825-PDA				
---	--	--	--	--

<b>DNV</b> Approval ID: TAE000014H				
---------------------------------------	--	--	--	--

 <b>EAC Ex</b> Approval ID: KZ 7500525010101950				
---	--	--	--	--


 <b>IECEx</b> Approval ID: IECExKIWA19.0011U				
	Nominal voltage $U_N$	Nominal current $I_N$	Cross section AWG	Cross section $mm^2$
keine	550 V	18.5 A	-	0.25 - 1.5


# QTC 1,5-QUATTRO BU - Feed-through terminal block




3205080

<https://www.phoenixcontact.com/us/products/3205080>

 <b>ATEX</b> Approval ID: KIWA19ATEX0019U				
	Nominal voltage $U_N$	Nominal current $I_N$	Cross section AWG	Cross section $\text{mm}^2$
keine				
Type examination certificate	550 V	18.5 A	-	0.25 - 1.5

 <b>CCC</b> Approval ID: 2020322313000625				
---	--	--	--	--

 <b>UKCA-EX</b> Approval ID: CSAE 22UKEX1429U				
---	--	--	--	--

# QTC 1,5-QUATTRO BU - Feed-through terminal block



3205080

<https://www.phoenixcontact.com/us/products/3205080>

## Classifications

### ECLASS

ECLASS-13.0	27250101
ECLASS-15.0	27250101

### ETIM

ETIM 10.0	EC000897
-----------	----------

### UNSPSC

UNSPSC 21.0	39121400
-------------	----------

# QTC 1,5-QUATTRO BU - Feed-through terminal block



3205080

<https://www.phoenixcontact.com/us/products/3205080>

## Environmental product compliance

### EU RoHS

Fulfills EU RoHS substance requirements	Yes, No exemptions
---	--------------------

### China RoHS

Environment friendly use period (EFUP)	EFUP-E
	No hazardous substances above the limits

### EU REACH SVHC

REACH candidate substance (CAS No.)	No substance above 0.1 wt%
-------------------------------------	----------------------------

### EF3.1 Climate Change

CO2e kg	0.092 kg CO2e
---------	---------------

Phoenix Contact 2026 © - all rights reserved  
<https://www.phoenixcontact.com>

Phoenix Contact USA  
586 Fulling Mill Road  
Middletown, PA 17057, United States  
(+717) 944-1300  
[info@phoenixcon.com](mailto:info@phoenixcon.com)