

QTC 1,5-TWIN-PE - Protective conductor terminal block

3205064

<https://www.phoenixcontact.com/us/products/3205064>

Please be informed that the data shown in this PDF document is generated from our online catalog. Please find the complete data in the user documentation. Our general terms of use for downloads are valid.

Protective conductor terminal block, number of connections: 3, connection method: Quick connection, 1 level, cross section: 0.25 mm² - 1.5 mm², mounting type: NS 35/7,5, NS 35/7,5, color: green-yellow



Your advantages

- Fast conductor connection thanks to the elimination of conductor pretreatment
- Large-area, gas-tight contact thanks to the automated cutting of the wire insulation
- Meet the requirements of DIN EN 60947-7-2 or IEC 60947-7-2 for protective conductor connections
- High level of safety thanks to the low-resistance connection to the ground potential via the top-hat rail
- Direct contacting with the DIN rail enables fast, error-free grounding without additional wiring effort.
- Full flexibility thanks to the standardized CLIPLINE complete bridging, marking, and testing accessories
- Secure wiring thanks to lockable swivel lever

Commercial data

| | |
|--------------------------------------|---------------|
| Item number | 3205064 |
| Packing unit | 50 pc |
| Minimum order quantity | 50 pc |
| Sales key | BE03 |
| Product key | BE3122 |
| GTIN | 4017918932466 |
| Weight per piece (including packing) | 14.385 g |
| Weight per piece (excluding packing) | 13.2 g |
| Customs tariff number | 85369010 |
| Country of origin | CN |

QTC 1,5-TWIN-PE - Protective conductor terminal block



3205064

<https://www.phoenixcontact.com/us/products/3205064>

Technical data

Product properties

| | |
|-----------------------|-----------------------|
| Product type | Ground terminal block |
| Product family | QTC |
| Area of application | Railway industry |
| | Machine building |
| | Plant engineering |
| | Process industry |
| Number of connections | 3 |
| Number of rows | 1 |

Insulation characteristics

| | |
|----------------------|-----|
| Overvoltage category | III |
| Degree of pollution | 3 |

Electrical properties

| | |
|---|--------|
| Rated surge voltage | 8 kV |
| Maximum power dissipation for nominal condition | 0.56 W |

Connection data

| | |
|--|---------------------|
| Grounding foot | Yes |
| Number of connections per level | 3 |
| Frequency of connections with the same cross section | 100 |
| Nominal cross section | 1.5 mm ² |

1 level

| | |
|---|--|
| Connection method | Quick connection |
| Note | Please observe the current carrying capacity of the DIN rails. |
| Material wire insulation | PVC / PE |
| Connection in acc. with standard | IEC 60947-7-2 |
| Conductor cross-section rigid | 0.25 mm ² ... 1.5 mm ² |
| Cross section AWG | 24 ... 16 (converted acc. to IEC) |
| Conductor cross-section flexible | 0.25 mm ² ... 1.5 mm ² |
| Conductor cross-section, flexible [AWG] | 24 ... 16 (converted acc. to IEC) |
| Cross section, sensor conductors | 0.25 mm ² ... 0.34 mm ² |

Ex data

Rated data (ATEX/IECEx)

| | |
|-----------------------------|------------------------|
| Identification | Ⓔ II 2 GD Ex eb IIC Gb |
| Operating temperature range | -45 °C ... 90 °C |
| Ex-certified accessories | 3205190 D-QTC 1,5-TWIN |
| | 1204517 SZF 1-0,6X3,5 |
| | 3022276 CLIPFIX 35-5 |

QTC 1,5-TWIN-PE - Protective conductor terminal block



3205064

<https://www.phoenixcontact.com/us/products/3205064>

| | |
|--------|--------------------|
| | 3022218 CLIPFIX 35 |
| output | (Permanent) |

Ex connection data General

| | |
|--|--|
| Nominal cross section | 1.5 mm ² |
| Rated cross section AWG | 16 |
| Connection capacity rigid | 0.25 mm ² ... 1.5 mm ² |
| Connection capacity AWG | 24 ... 16 |
| Connection capacity flexible | 0.25 mm ² ... 1.5 mm ² |
| Connection capacity AWG | 24 ... 16 |
| Frequency of connections with the same cross section | 100 |

Dimensions

| | |
|--------------------|---------|
| Width | 5.2 mm |
| End cover width | 2.2 mm |
| Height | 76.4 mm |
| Depth on NS 35/7,5 | 39.3 mm |
| Depth on NS 35/15 | 46.8 mm |

Material specifications

| | |
|---|--------------|
| Color | green-yellow |
| Flammability rating according to UL 94 | V0 |
| Insulating material group | I |
| Insulating material | PA |
| Static insulating material application in cold | -60 °C |
| Temperature index of insulation material (DIN EN 60216-1 (VDE 0304-21)) | 130 °C |
| Relative insulation material temperature index (Elec., UL 746 B) | 130 °C |
| Fire protection for rail vehicles (DIN EN 45545-2) R22 | HL 1 - HL 3 |
| Fire protection for rail vehicles (DIN EN 45545-2) R23 | HL 1 - HL 3 |
| Fire protection for rail vehicles (DIN EN 45545-2) R24 | HL 1 - HL 3 |
| Fire protection for rail vehicles (DIN EN 45545-2) R26 | HL 1 - HL 3 |
| Calorimetric heat release NFPA 130 (ASTM E 1354) | 28 MJ/kg |
| Surface flammability NFPA 130 (ASTM E 162) | passed |
| Specific optical density of smoke NFPA 130 (ASTM E 662) | passed |
| Smoke gas toxicity NFPA 130 (SMP 800C) | passed |

Cable/line

| | |
|--------------------------------|------|
| Wire diameter incl. insulation | 3 mm |
|--------------------------------|------|

Mechanical properties

Mechanical data

| | |
|-----------------|-----|
| Open side panel | Yes |
|-----------------|-----|

Environmental and real-life conditions

QTC 1,5-TWIN-PE - Protective conductor terminal block



3205064

<https://www.phoenixcontact.com/us/products/3205064>

Ambient conditions

| | |
|--|--|
| Ambient temperature (operation) | -60 °C ... 110 °C (Operating temperature range incl. self-heating; for max. short-term operating temperature, see RTI Elec.) |
| Ambient temperature (storage/transport) | -25 °C ... 60 °C (for a short time, not exceeding 24 h, -60 °C to +70 °C) |
| Ambient temperature (assembly) | -5 °C ... 70 °C |
| Ambient temperature (actuation) | -5 °C ... 70 °C |
| Permissible humidity (operation) | 20 % ... 90 % |
| Permissible humidity (storage/transport) | 30 % ... 70 % |

Standards and regulations

| | |
|----------------------------------|---------------|
| Connection in acc. with standard | IEC 60947-7-2 |
|----------------------------------|---------------|

Mounting

| | |
|---------------|-----------|
| Mounting type | NS 35/7,5 |
| | NS 35/7,5 |

QTC 1,5-TWIN-PE - Protective conductor terminal block

3205064

<https://www.phoenixcontact.com/us/products/3205064>

Drawings

Circuit diagram



QTC 1,5-TWIN-PE - Protective conductor terminal block




3205064


<https://www.phoenixcontact.com/us/products/3205064>

Approvals

To download certificates, visit the product detail page: <https://www.phoenixcontact.com/us/products/3205064>


|  CSA Approval ID: 158887 | | | | |
|---|-----------------------|-----------------------|-------------------|----------------------|
| | Nominal voltage U_N | Nominal current I_N | Cross section AWG | Cross section mm^2 |
| keine | | | | |
| | - | - | 24 - 16 | - |


|  cULus Recognized Approval ID: E60425 | | | | |
|--|-----------------------|-----------------------|-------------------|----------------------|
| | Nominal voltage U_N | Nominal current I_N | Cross section AWG | Cross section mm^2 |
| B | | | | |
| | - | - | 24 - 16 | - |
| C | | | | |
| | - | - | 24 - 16 | - |


|  ClassNK | | | | |
|--|--|--|--|--|
| NK Approval ID: 09 ME 139 | | | | |

| ABS Approval ID: 22-2196825-PDA | | | | |
|---|--|--|--|--|
|---|--|--|--|--|

| DNV Approval ID: TAE00014H | | | | |
|--------------------------------------|--|--|--|--|
|--------------------------------------|--|--|--|--|

|  EAC Ex Approval ID: KZ 7500525010101950 | | | | |
|---|--|--|--|--|
|---|--|--|--|--|

|  IECEx Approval ID: IECExKIWA19.0011U | | | | |
|--|-----------------------|-----------------------|-------------------|----------------------|
| | Nominal voltage U_N | Nominal current I_N | Cross section AWG | Cross section mm^2 |
| keine | | | | |
| | - | - | - | 0.25 - 1.5 |

|  ATEX Approval ID: KIWA19ATEX0019U | | | | |
|---|-----------------------|-----------------------|-------------------|----------------------|
| | Nominal voltage U_N | Nominal current I_N | Cross section AWG | Cross section mm^2 |
| keine | | | | |

QTC 1,5-TWIN-PE - Protective conductor terminal block



3205064

<https://www.phoenixcontact.com/us/products/3205064>

| | | | | |
|------------------------------|---|---|---|------------|
| Type examination certificate | - | - | - | 0.25 - 1.5 |
|------------------------------|---|---|---|------------|



CCC

Approval ID: 2020322313000625



UKCA-EX

Approval ID: CSAE 22UKEX1429U

QTC 1,5-TWIN-PE - Protective conductor terminal block



3205064

<https://www.phoenixcontact.com/us/products/3205064>

Classifications

ECLASS

| | |
|-------------|----------|
| ECLASS-13.0 | 27250103 |
| ECLASS-15.0 | 27250103 |

ETIM

| | |
|-----------|----------|
| ETIM 10.0 | EC000901 |
|-----------|----------|

UNSPSC

| | |
|-------------|----------|
| UNSPSC 21.0 | 39121400 |
|-------------|----------|

QTC 1,5-TWIN-PE - Protective conductor terminal block



3205064

<https://www.phoenixcontact.com/us/products/3205064>

Environmental product compliance

EU RoHS

| | |
|---|--------------------|
| Fulfills EU RoHS substance requirements | Yes, No exemptions |
|---|--------------------|

China RoHS

| | |
|--|--|
| Environment friendly use period (EFUP) | EFUP-E |
| | No hazardous substances above the limits |

EU REACH SVHC

| | |
|-------------------------------------|----------------------------|
| REACH candidate substance (CAS No.) | No substance above 0.1 wt% |
|-------------------------------------|----------------------------|

EF3.1 Climate Change

| | |
|---------|---------------|
| CO2e kg | 0.087 kg CO2e |
|---------|---------------|

Phoenix Contact 2026 © - all rights reserved
<https://www.phoenixcontact.com>

Phoenix Contact USA
586 Fulling Mill Road
Middletown, PA 17057, United States
(+717) 944-1300
info@phoenixcon.com