


UTI 2,5-L/N - Installation level terminal block



3076035

<https://www.phoenixcontact.com/us/products/3076035>

Please be informed that the data shown in this PDF document is generated from our online catalog. Please find the complete data in the user documentation. Our general terms of use for downloads are valid.



Installation level terminal block, nom. voltage: 400 V, nominal current: 24 A, Screw connection, 1st, 2nd and 3rd level, Rated cross section: 2.5 mm², cross section: 0.2 mm² - 4 mm², mounting type: NS 35/7,5, NS 35/15, color: gray

Your advantages

- The asymmetrical arrangement of the terminal blocks on the DIN rail enables the neutral busbar to be routed past the terminal blocks
- The installation terminal block features a particularly low-profile design and is suitable for wiring in flat installation distributors

Commercial data

Item number	3076035
Packing unit	50 pc
Minimum order quantity	50 pc
Sales key	BE01
Product key	BE1153
GTIN	4046356643986
Weight per piece (including packing)	15.77 g
Weight per piece (excluding packing)	15.77 g
Customs tariff number	85369010
Country of origin	DE

UTI 2,5-L/N - Installation level terminal block



3076035

<https://www.phoenixcontact.com/us/products/3076035>

Technical data

Product properties

Product type	Installation terminal block
Number of connections	4
Number of rows	3
Potentials	2

Insulation characteristics

Overvoltage category	III
Degree of pollution	3

Electrical properties

Rated surge voltage	4 kV
	6 kV
Maximum power dissipation for nominal condition	1.02 W
Current carrying capacity of the neutral busbar	140 A

Connection data

Number of connections per level	2
Nominal cross section	2.5 mm ²

1st, 2nd and 3rd level

Connection method	Screw connection
Screw thread	M3
Tightening torque	0.5 ... 0.6 Nm
Stripping length	9 mm
Internal cylindrical gage	A3
Conductor cross-section rigid	0.2 mm ² ... 4 mm ²
Cross section AWG	24 ... 12 (converted acc. to IEC)
Conductor cross-section flexible	0.2 mm ² ... 4 mm ²
Conductor cross-section, flexible [AWG]	24 ... 12 (converted acc. to IEC)
Conductor cross-section flexible (ferrule without plastic sleeve)	0.25 mm ² ... 2.5 mm ²
Flexible conductor cross-section (ferrule with plastic sleeve)	0.25 mm ² ... 2.5 mm ²
2 conductors with same cross section, rigid	0.2 mm ² ... 1.5 mm ²
2 conductors with same cross section, flexible	0.2 mm ² ... 1.5 mm ²
2 conductors with same cross section, flexible, with ferrule without plastic sleeve	0.25 mm ² ... 0.75 mm ²
2 conductors with the same cross section, flexible, with TWIN ferrule with plastic sleeve	0.5 mm ² ... 0.75 mm ²
Nominal cross section	2.5 mm ²
Nominal current	24 A (with 4 mm ² conductor cross-section)
Maximum load current	30 A (with 4 mm ² conductor cross-section and 3-pos. terminal block)
	400 V (phase conductor/phase conductor)

UTI 2,5-L/N - Installation level terminal block



3076035

<https://www.phoenixcontact.com/us/products/3076035>

Nominal voltage	phase conductor/PE
	250 V (phase conductor/N)

Dimensions

Width	5.2 mm
End cover width	2.2 mm
Height	93.5 mm
Depth on NS 35/7,5	51.5 mm
Depth on NS 35/15	59 mm

Material specifications

Color	gray (RAL 7042)
Flammability rating according to UL 94	V0
Insulating material group	I
Insulating material	PA
Static insulating material application in cold	-60 °C
Temperature index of insulation material (DIN EN 60216-1 (VDE 0304-21))	130 °C
Relative insulation material temperature index (Elec., UL 746 B)	130 °C

Electrical tests

Temperature-rise test

Requirement temperature-rise test	Increase in temperature \leq 45 K
Result	Test passed
Short-time withstand current 2.5 mm ²	0.3 kA
Short-time withstand current 4 mm ²	0.48 kA
Result	Test passed

Mechanical properties

Mechanical data

Open side panel	Yes
-----------------	-----

Mechanical tests

Mechanical strength

Result	Test passed
--------	-------------

Attachment on the carrier

DIN rail/fixing support	NS 35
Test force setpoint	1 N
Result	Test passed

Test for conductor damage and slackening

Rotation speed	10 rpm
Revolutions	135

UTI 2,5-L/N - Installation level terminal block



3076035

<https://www.phoenixcontact.com/us/products/3076035>

Conductor cross-section/weight	0.2 mm ² / 0.2 kg
	2.5 mm ² / 0.7 kg
	4 mm ² / 0.9 kg
Result	Test passed

Environmental and real-life conditions

Needle-flame test

Time of exposure	30 s
Result	Test passed

Oscillation/broadband noise

Specification	DIN EN 50155 (VDE 0115-200):2008-03
Spectrum	Long life test category 2, bogie-mounted
Frequency	$f_1 = 5 \text{ Hz}$ to $f_2 = 250 \text{ Hz}$
ASD level	6.12 (m/s ²) ² /Hz
Acceleration	3.12g
Test duration per axis	5 h
Test directions	X-, Y- and Z-axis
Result	Test passed

Shocks

Specification	DIN EN 50155 (VDE 0115-200):2008-03
Pulse shape	Half-sine
Acceleration	30g
Shock duration	18 ms
Number of shocks per direction	3
Test directions	X-, Y- and Z-axis (pos. and neg.)
Result	Test passed

Ambient conditions

Ambient temperature (operation)	-60 °C ... 110 °C (Operating temperature range incl. self-heating; for max. short-term operating temperature, see RTI Elec.)
Ambient temperature (storage/transport)	-25 °C ... 60 °C (for a short time, not exceeding 24 h, -60 °C to +70 °C)
Ambient temperature (assembly)	-5 °C ... 70 °C
Permissible humidity (operation)	20 % ... 90 %
Permissible humidity (storage/transport)	30 % ... 70 %

Mounting

Mounting type	NS 35/7,5
	NS 35/15

UTI 2,5-L/N - Installation level terminal block




3076035

<https://www.phoenixcontact.com/us/products/3076035>

Drawings

Circuit diagram



UTI 2,5-L/N - Installation level terminal block




3076035


<https://www.phoenixcontact.com/us/products/3076035>

Approvals

To download certificates, visit the product detail page: <https://www.phoenixcontact.com/us/products/3076035>

 **CSA**
Approval ID: 13631

 **IECEE CB Scheme**
Approval ID: DE1-62830

 **EAC**
Approval ID: KZ7500651131219505

 **cULus Recognized**
Approval ID: E60425

	Nominal voltage U_N	Nominal current I_N	Cross section AWG	Cross section mm^2
B				
	300 V	20 A	26 - 12	-
Multi-conductor connection	300 V	20 A	26 - 16	-
D				
	300 V	10 A	26 - 12	-
Multi-conductor connection	300 V	10 A	26 - 16	-

 **VDE Zeichengenehmigung**
Approval ID: 40040774

	Nominal voltage U_N	Nominal current I_N	Cross section AWG	Cross section mm^2
keine				
	400 V	21 A	-	-

 **CSA**
Approval ID: 13631

UTI 2,5-L/N - Installation level terminal block



3076035

<https://www.phoenixcontact.com/us/products/3076035>

Classifications

ECLASS

ECLASS-13.0	27250110
ECLASS-15.0	27250110

ETIM

ETIM 10.0	EC001329
-----------	----------

UNSPSC

UNSPSC 21.0	39121400
-------------	----------

UTI 2,5-L/N - Installation level terminal block



3076035

<https://www.phoenixcontact.com/us/products/3076035>

Environmental product compliance

EU RoHS

Fulfills EU RoHS substance requirements	Yes
Exemption	6(c)

China RoHS

Environment friendly use period (EFUP)	EFUP-50
	An article-related China RoHS declaration table can be found in the download area for the respective article under "Manufacturer declaration". For all articles with EFUP-E, no China RoHS declaration table issued and required.

EU REACH SVHC

REACH candidate substance (CAS No.)	Lead(CAS: 7439-92-1)
SCIP	b973ea02-8a84-4df1-ba92-4542bdcd9285

Phoenix Contact 2026 © - all rights reserved

<https://www.phoenixcontact.com>

Phoenix Contact USA
586 Fulling Mill Road
Middletown, PA 17057, United States
(+717) 944-1300
info@phoenixcon.com