


# UTI 2,5-L/L - Installation level terminal block



3076031

<https://www.phoenixcontact.com/us/products/3076031>

Please be informed that the data shown in this PDF document is generated from our online catalog. Please find the complete data in the user documentation. Our general terms of use for downloads are valid.



Installation level terminal block, nom. voltage: 400 V, nominal current: 24 A, Screw connection, 1st, 2nd and 3rd level, Rated cross section: 2.5 mm<sup>2</sup>, cross section: 0.2 mm<sup>2</sup> - 4 mm<sup>2</sup>, mounting type: NS 35/7,5, NS 35/15, color: gray

## Your advantages

- The installation terminal block features a particularly low-profile design and is suitable for wiring in flat installation distributors

## Commercial data

Item number	3076031
Packing unit	50 pc
Minimum order quantity	50 pc
Sales key	BE01
Product key	BE1153
GTIN	4046356643962
Weight per piece (including packing)	15.8 g
Weight per piece (excluding packing)	15.16 g
Customs tariff number	85369010
Country of origin	DE

# UTI 2,5-L/L - Installation level terminal block



3076031

<https://www.phoenixcontact.com/us/products/3076031>

## Technical data

### Product properties

Product type	Installation terminal block
Number of connections	4
Number of rows	3
Potentials	2

### Insulation characteristics

Overvoltage category	III
Degree of pollution	3

### Electrical properties

Rated surge voltage	4 kV
	6 kV
Maximum power dissipation for nominal condition	1.02 W
Current carrying capacity of the neutral busbar	140 A

### Connection data

Number of connections per level	2
Nominal cross section	2.5 mm <sup>2</sup>

### 1st, 2nd and 3rd level

Connection method	Screw connection
Screw thread	M3
Tightening torque	0.5 ... 0.6 Nm
Stripping length	9 mm
Internal cylindrical gage	A3
Conductor cross-section rigid	0.2 mm <sup>2</sup> ... 4 mm <sup>2</sup>
Cross section AWG	24 ... 12 (converted acc. to IEC)
Conductor cross-section flexible	0.2 mm <sup>2</sup> ... 4 mm <sup>2</sup>
Conductor cross-section, flexible [AWG]	24 ... 12 (converted acc. to IEC)
Conductor cross-section flexible (ferrule without plastic sleeve)	0.25 mm <sup>2</sup> ... 2.5 mm <sup>2</sup>
Flexible conductor cross-section (ferrule with plastic sleeve)	0.25 mm <sup>2</sup> ... 2.5 mm <sup>2</sup>
2 conductors with same cross section, rigid	0.2 mm <sup>2</sup> ... 1.5 mm <sup>2</sup>
2 conductors with same cross section, flexible	0.2 mm <sup>2</sup> ... 1.5 mm <sup>2</sup>
2 conductors with same cross section, flexible, with ferrule without plastic sleeve	0.25 mm <sup>2</sup> ... 0.75 mm <sup>2</sup>
2 conductors with the same cross section, flexible, with TWIN ferrule with plastic sleeve	0.5 mm <sup>2</sup> ... 0.75 mm <sup>2</sup>
Nominal cross section	2.5 mm <sup>2</sup>
Nominal current	24 A (with 4 mm <sup>2</sup> conductor cross-section)
Maximum load current	30 A (with 4 mm <sup>2</sup> conductor cross-section and 3-pos. terminal block)
Nominal voltage	400 V (phase conductor/phase conductor)

# UTI 2,5-L/L - Installation level terminal block



3076031

<https://www.phoenixcontact.com/us/products/3076031>

## Dimensions

Width	5.2 mm
End cover width	2.2 mm
Height	93.5 mm
Depth on NS 35/7,5	51.5 mm
Depth on NS 35/15	59 mm

## Material specifications

Color	gray (RAL 7042)
Flammability rating according to UL 94	V0
Insulating material group	I
Insulating material	PA
Static insulating material application in cold	-60 °C
Temperature index of insulation material (DIN EN 60216-1 (VDE 0304-21))	130 °C
Relative insulation material temperature index (Elec., UL 746 B)	130 °C

## Electrical tests

### Temperature-rise test

Requirement temperature-rise test	Increase in temperature $\leq 45$ K
Result	Test passed
Short-time withstand current 2.5 mm <sup>2</sup>	0.3 kA
Short-time withstand current 4 mm <sup>2</sup>	0.48 kA
Result	Test passed

## Mechanical properties

### Mechanical data

Open side panel	Yes
-----------------	-----

## Mechanical tests

### Mechanical strength

Result	Test passed
--------	-------------

### Attachment on the carrier

DIN rail/fixing support	NS 35
Test force setpoint	1 N
Result	Test passed

### Test for conductor damage and slackening

Rotation speed	10 rpm
Revolutions	135
Conductor cross-section/weight	0.2 mm <sup>2</sup> / 0.2 kg
	2.5 mm <sup>2</sup> / 0.7 kg

# UTI 2,5-L/L - Installation level terminal block



3076031

<https://www.phoenixcontact.com/us/products/3076031>

	4 mm <sup>2</sup> / 0.9 kg
Result	Test passed

## Environmental and real-life conditions

### Needle-flame test

Time of exposure	30 s
Result	Test passed

### Oscillation/broadband noise

Specification	DIN EN 50155 (VDE 0115-200):2008-03
Spectrum	Long life test category 2, bogie-mounted
Frequency	$f_1 = 5 \text{ Hz}$ to $f_2 = 250 \text{ Hz}$
ASD level	6.12 (m/s <sup>2</sup> )/Hz
Acceleration	3.12g
Test duration per axis	5 h
Test directions	X-, Y- and Z-axis
Result	Test passed

### Shocks

Specification	DIN EN 50155 (VDE 0115-200):2008-03
Pulse shape	Half-sine
Acceleration	30g
Shock duration	18 ms
Number of shocks per direction	3
Test directions	X-, Y- and Z-axis (pos. and neg.)
Result	Test passed

### Ambient conditions

Ambient temperature (operation)	-60 °C ... 110 °C (Operating temperature range incl. self-heating; for max. short-term operating temperature, see RTI Elec.)
Ambient temperature (storage/transport)	-25 °C ... 60 °C (for a short time, not exceeding 24 h, -60 °C to +70 °C)
Ambient temperature (assembly)	-5 °C ... 70 °C
Permissible humidity (operation)	20 % ... 90 %
Permissible humidity (storage/transport)	30 % ... 70 %

## Mounting

Mounting type	NS 35/7,5
	NS 35/15

# UTI 2,5-L/L - Installation level terminal block




3076031

<https://www.phoenixcontact.com/us/products/3076031>

## Drawings

Circuit diagram



# UTI 2,5-L/L - Installation level terminal block




3076031


<https://www.phoenixcontact.com/us/products/3076031>

## Approvals

To download certificates, visit the product detail page: <https://www.phoenixcontact.com/us/products/3076031>

 **CSA**  
Approval ID: 13631

 **IECEE CB Scheme**  
Approval ID: DE1-62830

 **EAC**  
Approval ID: KZ7500651131219505

 **cULus Recognized**  
Approval ID: E60425

	Nominal voltage $U_N$	Nominal current $I_N$	Cross section AWG	Cross section $\text{mm}^2$
B				
	300 V	20 A	26 - 12	-
Multi-conductor connection	300 V	20 A	26 - 16	-
D				
	300 V	10 A	26 - 12	-
Multi-conductor connection	300 V	10 A	26 - 16	-

 **VDE Zeichengenehmigung**  
Approval ID: 40040774

	Nominal voltage $U_N$	Nominal current $I_N$	Cross section AWG	Cross section $\text{mm}^2$
keine				
	400 V	21 A	-	-

 **CSA**  
Approval ID: 13631

# UTI 2,5-L/L - Installation level terminal block



3076031

<https://www.phoenixcontact.com/us/products/3076031>

## Classifications

### ECLASS

ECLASS-13.0	27250110
ECLASS-15.0	27250110

### ETIM

ETIM 10.0	EC001329
-----------	----------

### UNSPSC

UNSPSC 21.0	39121400
-------------	----------

# UTI 2,5-L/L - Installation level terminal block



3076031

<https://www.phoenixcontact.com/us/products/3076031>

## Environmental product compliance

### EU RoHS

Fulfills EU RoHS substance requirements	Yes
Exemption	6(c)

### China RoHS

Environment friendly use period (EFUP)	EFUP-50
	An article-related China RoHS declaration table can be found in the download area for the respective article under "Manufacturer declaration". For all articles with EFUP-E, no China RoHS declaration table issued and required.

### EU REACH SVHC

REACH candidate substance (CAS No.)	Lead(CAS: 7439-92-1)
SCIP	e7a9004d-4605-44ed-b8a9-12034fc5e5f9

### EF3.1 Climate Change

CO2e kg	0.065 kg CO2e
---------	---------------

Phoenix Contact 2026 © - all rights reserved  
<https://www.phoenixcontact.com>

Phoenix Contact USA  
586 Fulling Mill Road  
Middletown, PA 17057, United States  
(+717) 944-1300  
[info@phoenixcon.com](mailto:info@phoenixcon.com)