


# UTT 4-MT P/P BU - Knife-disconnect terminal block



3076015

<https://www.phoenixcontact.com/us/products/3076015>

Please be informed that the data shown in this PDF document is generated from our online catalog. Please find the complete data in the user documentation. Our general terms of use for downloads are valid.



Knife disconnect terminal block, for mounting on NS 35..., color: blue, with test socket screws

## Your advantages

- Globally recognized: Internationally proven screw connection
- Maintenance-free and vibration-resistant thanks to the patented Reakdyn principle
- Convenient separation of circuits through the implementation of knife disconnection
- Space savings and flexibility with the connection of two identical conductors
- Long-term stable connections with the use of high-quality materials
- Low self-heating due to high contact forces
- Maximum efficiency in the smallest space - thanks to integrated level bridging, the connections are connected across levels

## Commercial data

Item number	3076015
Packing unit	50 pc
Minimum order quantity	50 pc
Sales key	BE01
Product key	BE1114
GTIN	4046356643450
Weight per piece (including packing)	21.272 g
Weight per piece (excluding packing)	21.272 g
Customs tariff number	85369010
Country of origin	PL

3076015

<https://www.phoenixcontact.com/us/products/3076015>

## Technical data

### Product properties

Product type	Disconnect terminal block
Number of connections	4
Number of rows	2
Potentials	1

### Insulation characteristics

Overvoltage category	III
Degree of pollution	3

### Electrical properties

Rated surge voltage	6 kV
Maximum power dissipation for nominal condition	1.02 W

### Connection data

Number of connections per level	2
Nominal cross section	4 mm <sup>2</sup>

#### Level 1

Connection method	Screw connection
Screw thread	M3
Tightening torque	0.6 ... 0.8 Nm
Stripping length	9 mm
Internal cylindrical gage	A4
Connection in acc. with standard	IEC 60947-7-1
Conductor cross-section rigid	0.14 mm <sup>2</sup> ... 6 mm <sup>2</sup>
Cross section AWG	26 ... 10 (converted acc. to IEC)
Conductor cross-section flexible	0.14 mm <sup>2</sup> ... 6 mm <sup>2</sup>
Conductor cross-section, flexible [AWG]	26 ... 10 (converted acc. to IEC)
Conductor cross-section flexible (ferrule without plastic sleeve)	0.14 mm <sup>2</sup> ... 4 mm <sup>2</sup>
Flexible conductor cross-section (ferrule with plastic sleeve)	0.14 mm <sup>2</sup> ... 4 mm <sup>2</sup>
2 conductors with same cross section, rigid	0.14 mm <sup>2</sup> ... 1.5 mm <sup>2</sup>
2 conductors with same cross section, flexible	0.14 mm <sup>2</sup> ... 1.5 mm <sup>2</sup>
2 conductors with same cross section, flexible, with ferrule without plastic sleeve	0.14 mm <sup>2</sup> ... 1.5 mm <sup>2</sup>
2 conductors with the same cross section, flexible, with TWIN ferrule with plastic sleeve	0.5 mm <sup>2</sup> ... 2.5 mm <sup>2</sup>
Nominal cross section	4 mm <sup>2</sup>
Nominal current	30 A
Maximum load current	38 A (with 6 mm <sup>2</sup> conductor cross-section)
Nominal voltage	500 V

### Disconnect zone

# UTT 4-MT P/P BU - Knife-disconnect terminal block



3076015

<https://www.phoenixcontact.com/us/products/3076015>

Nominal current	20 A
Maximum load current	20 A (with 6 mm <sup>2</sup> conductor cross-section)
Nominal voltage	500 V

## Dimensions

Width	6.2 mm
End cover width	2.2 mm
Height	69.9 mm
Depth on NS 35/7,5	65 mm
Depth on NS 35/15	72.5 mm

## Material specifications

Color	blue (RAL 5015)
Flammability rating according to UL 94	V0
Insulating material group	I
Insulating material	PA
Static insulating material application in cold	-60 °C
Relative insulation material temperature index (Elec., UL 746 B)	130 °C
Fire protection for rail vehicles (DIN EN 45545-2) R22	HL 1 - HL 3
Fire protection for rail vehicles (DIN EN 45545-2) R23	HL 1 - HL 3
Fire protection for rail vehicles (DIN EN 45545-2) R24	HL 1 - HL 3
Fire protection for rail vehicles (DIN EN 45545-2) R26	HL 1 - HL 3
Surface flammability NFPA 130 (ASTM E 162)	passed
Specific optical density of smoke NFPA 130 (ASTM E 662)	passed
Smoke gas toxicity NFPA 130 (SMP 800C)	passed

## Electrical tests

### Surge voltage test

Test voltage setpoint	7.3 kV
Result	Test passed

### Temperature-rise test

Requirement temperature-rise test	Increase in temperature ≤ 45 K
Result	Test passed
	Test passed
Short-time withstand current 4 mm <sup>2</sup>	0.48 kA
Short-time withstand current 2.5 mm <sup>2</sup>	0.3 kA
Short-time withstand current 6 mm <sup>2</sup>	0.72 kA
Result	Test passed

### Power-frequency withstand voltage

Test voltage setpoint	1.89 kV
Result	Test passed

## Mechanical properties

# UTT 4-MT P/P BU - Knife-disconnect terminal block



3076015

<https://www.phoenixcontact.com/us/products/3076015>

## Mechanical data

Open side panel	Yes
-----------------	-----

## Mechanical tests

### Mechanical strength

Result	Test passed
--------	-------------

### Attachment on the carrier

DIN rail/fixing support	NS 35
Test force setpoint	1 N
Result	Test passed

### Test for conductor damage and slackening

Rotation speed	10 rpm
Revolutions	135
Conductor cross-section/weight	0.14 mm <sup>2</sup> / 0.2 kg
	4 mm <sup>2</sup> / 0.9 kg
	6 mm <sup>2</sup> / 1.4 kg
Result	Test passed

## Environmental and real-life conditions

### Needle-flame test

Time of exposure	30 s
Result	Test passed

### Oscillation/broadband noise

Specification	DIN EN 50155 (VDE 0115-200):2008-03
Spectrum	Long life test category 1, class B, body mounted
Frequency	$f_1 = 5 \text{ Hz}$ to $f_2 = 150 \text{ Hz}$
ASD level	1.857 (m/s <sup>2</sup> )/Hz
Acceleration	0.8g
Test duration per axis	5 h
Test directions	X-, Y- and Z-axis
Result	Test passed

### Shocks

Specification	DIN EN 50155 (VDE 0115-200):2008-03
Pulse shape	Half-sine
Acceleration	5g
Shock duration	30 ms
Number of shocks per direction	3
Test directions	X-, Y- and Z-axis (pos. and neg.)
Result	Test passed

### Ambient conditions

# UTT8 4-MT P/P BU - Knife-disconnect terminal block



3076015

<https://www.phoenixcontact.com/us/products/3076015>

Ambient temperature (operation)	-60 °C ... 110 °C (Operating temperature range incl. self-heating; for max. short-term operating temperature, see RTI Elec.)
Ambient temperature (storage/transport)	-25 °C ... 60 °C (for a short time, not exceeding 24 h, -60 °C to +70 °C)
Ambient temperature (assembly)	-5 °C ... 70 °C
Ambient temperature (actuation)	-5 °C ... 70 °C
Permissible humidity (operation)	20 % ... 90 %
Permissible humidity (storage/transport)	30 % ... 70 %

## Standards and regulations

Connection in acc. with standard	IEC 60947-7-1
----------------------------------	---------------

## Mounting


Mounting type	NS 35/7,5
	NS 35/15

3076015

<https://www.phoenixcontact.com/us/products/3076015>

## Drawings

Circuit diagram



# UTT 4-MT P/P BU - Knife-disconnect terminal block




3076015


<https://www.phoenixcontact.com/us/products/3076015>

## Approvals

To download certificates, visit the product detail page: <https://www.phoenixcontact.com/us/products/3076015>

 <b>CSA</b> Approval ID: 13631				
	Nominal voltage $U_N$	Nominal current $I_N$	Cross section AWG	Cross section $mm^2$
<b>B</b>				
upper level	300 V	5 A	26 - 10	-
lower level	300 V	30 A	26 - 10	-
<b>C</b>				
upper level	300 V	5 A	26 - 10	-
lower level	300 V	30 A	26 - 10	-
<b>D</b>				
	600 V	5 A	26 - 10	-

 <b>EAC</b> Approval ID: KZ7500651131219505				
---	--	--	--	--

 <b>cULus Recognized</b> Approval ID: E60425				
	Nominal voltage $U_N$	Nominal current $I_N$	Cross section AWG	Cross section $mm^2$
<b>B</b>				
upper level	300 V	16 A	26 - 10	-
lower level	300 V	30 A	26 - 10	-
Multi-conductor connection	300 V	30 A	26 - 14	-
<b>C</b>				
upper level	300 V	16 A	26 - 10	-
lower level	300 V	30 A	26 - 10	-
Multi-conductor connection	300 V	30 A	26 - 14	-
<b>D</b>				
	600 V	5 A	26 - 10	-

# UTTB 4-MT P/P BU - Knife-disconnect terminal block



3076015

<https://www.phoenixcontact.com/us/products/3076015>

## Classifications

### ECLASS

ECLASS-13.0	27250108
ECLASS-15.0	27250108

### ETIM

ETIM 10.0	EC000902
-----------	----------

### UNSPSC

UNSPSC 21.0	39121400
-------------	----------

3076015

<https://www.phoenixcontact.com/us/products/3076015>

## Environmental product compliance

### EU RoHS

Fulfills EU RoHS substance requirements	Yes
Exemption	6(c)

### China RoHS

Environment friendly use period (EFUP)	EFUP-50
	An article-related China RoHS declaration table can be found in the download area for the respective article under "Manufacturer declaration". For all articles with EFUP-E, no China RoHS declaration table issued and required.

### EU REACH SVHC

REACH candidate substance (CAS No.)	Lead(CAS: 7439-92-1)
SCIP	3e14692c-c407-41f1-92b5-55b24388f0cf

Phoenix Contact 2026 © - all rights reserved

<https://www.phoenixcontact.com>

Phoenix Contact USA  
 586 Fulling Mill Road  
 Middletown, PA 17057, United States  
 (+717) 944-1300  
[info@phoenixcon.com](mailto:info@phoenixcon.com)