

# UW 10-F - Flange cover

3074525

<https://www.phoenixcontact.com/us/products/3074525>

Please be informed that the data shown in this PDF document is generated from our online catalog. Please find the complete data in the user documentation. Our general terms of use for downloads are valid.



10 mm<sup>2</sup>



SCREW



Flange, number of positions: 0, color: gray

## Your advantages

- Well-known connection principle allows worldwide use
- Low temperature rise, thanks to maximum contact force
- Tool-free snap-in principle enables easy mounting on the device panel
- Automatic panel thickness compensation enables universal use

## Commercial data

Item number	3074525
Packing unit	50 pc
Minimum order quantity	50 pc
Note	Made to order (non-returnable)
Sales key	AA08
Product key	AAHZBA
GTIN	4046356421799
Weight per piece (including packing)	3.544 g
Weight per piece (excluding packing)	3.373 g
Customs tariff number	85472000
Country of origin	CN

# UW 10-F - Flange cover

3074525

<https://www.phoenixcontact.com/us/products/3074525>



## Technical data

### Notes

#### Safety note

Safety note	<ul style="list-style-type: none"><li>• Only electrically qualified personnel may install and operate the product. To recognize and prevent danger, the qualified personnel must be familiar with the basics of electrical engineering.</li><li>• Observe the technical data provided here and refer to the documents listed under "Downloads". The download area contains important information, such as installation notes, technical drawings, and 3D data.</li><li>• The cable entry funnel is not safe to touch. Never connect or disconnect the terminal when it is energized. Take appropriate steps to ensure touch protection.</li></ul>
-------------	---

### Product properties

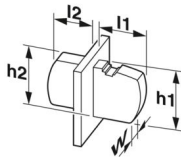
Product type	Flange
Product family	BF BEFESTIGUNGSFLANSCHEN
Number of positions	0
Pitch	0 mm

### Electrical properties

#### Properties

Nominal current $I_N$	57 A
Nominal voltage $U_N$	500 V
Rated voltage (III/3)	500 V
Rated surge voltage (III/3)	6 kV

### Dimensions

Dimensional drawing	
Pitch	10.1 mm 10.1 mm

### Material specifications

#### Material data - contact

Note	WEEE/RoHS-compliant, free of whiskers according to IEC 60068-2-82/JEDEC JESD 201
Contact material	Cu alloy
Surface characteristics	tin-plated

# UW 10-F - Flange cover



3074525

<https://www.phoenixcontact.com/us/products/3074525>

## Material data - housing

Color (Housing)	gray (7042)
Insulating material	PA
Insulating material group	I
CTI according to IEC 60112	600
Flammability rating according to UL 94	V0
Glow wire flammability index GWFI according to EN 60695-2-12	850
Glow wire ignition temperature GWIT according to EN 60695-2-13	775
Temperature for the ball pressure test according to EN 60695-10-2	125 °C

## Connector

### Connection 1

Insulating material	PA
CTI according to IEC 60112	600

## Electrical tests

### Temperature-rise test

Specification	IEC 60947-7-1:2009-04
Requirement temperature-rise test	Increase in temperature $\leq$ 45 K

### Short-time withstand current

Specification	IEC 60947-7-1:2009-04
---------------	-----------------------

### Air clearances and creepage distances | 1. Insulation coordination

Application	without spacer plate
Specification	IEC 60947-7-1:2009-04
Insulating material group	I
Comparative tracking index (IEC 60112)	CTI 600
Rated insulation voltage (III/3)	500 V
Rated surge voltage (III/3)	6 kV
minimum clearance value - non-homogenous field (III/3)	5.5 mm
minimum creepage distance (III/3)	6.3 mm

## Mechanical tests

### Test for conductor damage and slackening

Specification	IEC 60947-7-1:2009-04
Result	Test passed

### Pull-out test

Specification	IEC 60947-7-1:2009-04
Conductor cross-section/conductor type/tractive force setpoint/actual value	0.5 mm <sup>2</sup> / solid / > 20 N
	0.5 mm <sup>2</sup> / flexible / > 20 N

# UW 10-F - Flange cover



3074525

<https://www.phoenixcontact.com/us/products/3074525>

	16 mm <sup>2</sup> / stranded / > 100 N
	10 mm <sup>2</sup> / flexible / > 90 N

## Environmental and real-life conditions

### Vibration test

Specification	IEC 60068-2-6:2007-12
Frequency	10 - 150 - 10 Hz
Sweep speed	1 octave/min
Amplitude	0.35 mm (10 Hz ... 60.1 Hz)
Acceleration	5g (60.1 Hz ... 150 Hz)
Test duration per axis	2.5 h
Test directions	X-, Y- and Z-axis

### Shocks

Specification	IEC 60068-2-27:2008-02
Pulse shape	Semi-sinusoidal
Acceleration	30g
Shock duration	18 ms
Test directions	X-, Y- and Z-axis (pos. and neg.)

### Glow-wire test

Specification	IEC 60695-2-11:2014-02
Temperature	960 °C
Time of exposure	30 s

### Ambient conditions

Ambient temperature (storage/transport)	-40 °C ... 70 °C
Relative humidity (storage/transport)	30 % ... 70 %
Ambient temperature (assembly)	-5 °C ... 100 °C
Ambient temperature (operation)	-40 °C ... 105 °C (Depending on the current carrying capacity/derating curve)

### Ambient conditions

Ambient temperature (operation)	-40 °C ... 105 °C (Depending on the current carrying capacity/derating curve)
Ambient temperature (storage/transport)	-40 °C ... 70 °C
Relative humidity (storage/transport)	30 % ... 70 %
Ambient temperature (assembly)	-5 °C ... 100 °C

## Mounting

Panel thickness	1 mm...4 mm
-----------------	-------------

# UW 10-F - Flange cover

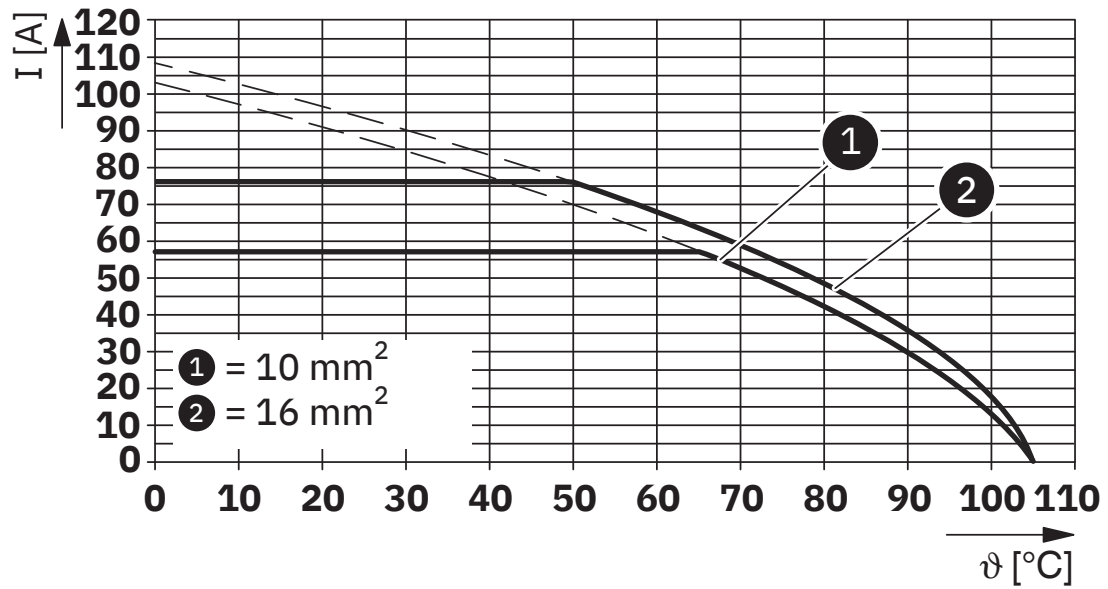
3074525

<https://www.phoenixcontact.com/us/products/3074525>



## Drawings

Diagram



Type: UW 10

# UW 10-F - Flange cover





3074525

<https://www.phoenixcontact.com/us/products/3074525>

## Approvals

To download certificates, visit the product detail page: <https://www.phoenixcontact.com/us/products/3074525>

 <b>CSA</b> Approval ID: 13631				
	Nominal voltage $U_N$	Nominal current $I_N$	Cross section AWG	Cross section $\text{mm}^2$
B	300 V	65 A	20 - 6	-
C	300 V	65 A	20 - 6	-
D	600 V	5 A	20 - 6	-

 <b>cULus Recognized</b> Approval ID: E60425-20100423				
	Nominal voltage $U_N$	Nominal current $I_N$	Cross section AWG	Cross section $\text{mm}^2$
B	300 V	65 A	20 - 6	-
C	300 V	65 A	20 - 6	-
D	600 V	5 A	20 - 6	-

# UW 10-F - Flange cover

3074525

<https://www.phoenixcontact.com/us/products/3074525>



## Classifications

### ECLASS

ECLASS-13.0	27460405
ECLASS-15.0	27460405

### ETIM

ETIM 10.0	EC002943
-----------	----------

### UNSPSC

UNSPSC 21.0	39121400
-------------	----------

# UW 10-F - Flange cover

3074525

<https://www.phoenixcontact.com/us/products/3074525>



## Environmental product compliance

### EU RoHS

Fulfills EU RoHS substance requirements	Yes, No exemptions
---	--------------------

### China RoHS

Environment friendly use period (EFUP)	EFUP-E
	No hazardous substances above the limits

### EU REACH SVHC

REACH candidate substance (CAS No.)	No substance above 0.1 wt%
-------------------------------------	----------------------------

### EF3.1 Climate Change

CO2e kg	0.03 kg CO2e
---------	--------------

Phoenix Contact 2026 © - all rights reserved  
<https://www.phoenixcontact.com>

Phoenix Contact USA  
586 Fulling Mill Road  
Middletown, PA 17057, United States  
(+717) 944-1300  
[info@phoenixcon.com](mailto:info@phoenixcon.com)