

MSDBV 2,5-NS 35 OG - Mini feed-through terminal block



3073212

<https://www.phoenixcontact.com/us/products/3073212>

Please be informed that the data shown in this PDF document is generated from our online catalog. Please find the complete data in the user documentation. Our general terms of use for downloads are valid.



Mini feed-through terminal block, nom. voltage: 800 V, nominal current: 24 A, number of connections: 4, connection method: Spring-cage connection, Rated cross section: 2.5 mm², 1 level, cross section: 0.08 mm² - 4 mm², mounting type: NS 35/7,5, NS 35/15, color: orange

Your advantages

- For mounting on NS 35 ... DIN rail
- Space saving thanks to compact design and mounting option on a 15 mm DIN rail
- Clear arrangement thanks to marking of all terminal points
- Easy potential distribution thanks to standardized plug-in bridges

Commercial data

Item number	3073212
Packing unit	50 pc
Minimum order quantity	50 pc
Sales key	BE02
Product key	BE2163
GTIN	4046356334228
Weight per piece (including packing)	8.484 g
Weight per piece (excluding packing)	4.47 g
Customs tariff number	85369010
Country of origin	CN

MSDBV 2,5-NS 35 OG - Mini feed-through terminal block



3073212

<https://www.phoenixcontact.com/us/products/3073212>

Technical data

Product properties

Product type	Miniature terminal block
Number of connections	4
Number of rows	1

Insulation characteristics

Overvoltage category	III
Degree of pollution	3

Electrical properties

Rated surge voltage	8 kV
Maximum power dissipation for nominal condition	0.77 W

Connection data

Number of connections per level	2
Nominal cross section	2.5 mm ²

1 level

Connection method	Spring-cage connection
Stripping length	8 mm
Connection in acc. with standard	IEC 60947-7-1
Conductor cross-section rigid	0.08 mm ² ... 4 mm ²
Cross section AWG	28 ... 12 (converted acc. to IEC)
Conductor cross-section flexible	0.08 mm ² ... 2.5 mm ²
Conductor cross-section, flexible [AWG]	28 ... 14 (converted acc. to IEC)
Conductor cross-section flexible (ferrule without plastic sleeve)	0.14 mm ² ... 2.5 mm ²
Flexible conductor cross-section (ferrule with plastic sleeve)	0.14 mm ² ... 2.5 mm ²
2 conductors with the same cross section, flexible, with TWIN ferrule with plastic sleeve	0.5 mm ²
Nominal cross section	2.5 mm ²
Nominal current	24 A
Maximum load current	30 A (with 4 mm ² conductor cross-section)
Nominal voltage	800 V
Connection in acc. with standard	IEC/EN 60079-7

Dimensions

Width	10.4 mm
End cover width	4 mm
Height	42.7 mm
Depth	22 mm
Depth on NS 35/7,5	32 mm
Depth on NS 35/15	39.5 mm

MSDBV 2,5-NS 35 OG - Mini feed-through terminal block



3073212

<https://www.phoenixcontact.com/us/products/3073212>

Material specifications

Color	orange (RAL 2003)
Flammability rating according to UL 94	V0
Insulating material group	I
Insulating material	PA
Fire protection for rail vehicles (DIN EN 45545-2) R22	HL 1 - HL 3
Fire protection for rail vehicles (DIN EN 45545-2) R23	HL 1 - HL 3
Fire protection for rail vehicles (DIN EN 45545-2) R24	HL 1 - HL 3
Fire protection for rail vehicles (DIN EN 45545-2) R26	HL 1 - HL 3
Calorimetric heat release NFPA 130 (ASTM E 1354)	28 MJ/kg
Surface flammability NFPA 130 (ASTM E 162)	passed
Specific optical density of smoke NFPA 130 (ASTM E 662)	passed
Smoke gas toxicity NFPA 130 (SMP 800C)	passed

Electrical tests

Surge voltage test

Result	Test passed
--------	-------------

Temperature-rise test

Requirement temperature-rise test	Increase in temperature ≤ 45 K
Result	Test passed
Short-time withstand current 2.5 mm ²	0.3 kA
Short-time withstand current 4 mm ²	0.48 kA
Result	Test passed

Power-frequency withstand voltage

Test voltage setpoint	2 kV
Result	Test passed

Mechanical properties

Mechanical data

Open side panel	Yes
-----------------	-----

Mechanical tests

Mechanical strength

Result	Test passed
--------	-------------

Attachment on the carrier

DIN rail/fixing support	NS 32/NS 35
Result	Test passed

Test for conductor damage and slackening

Rotation speed	10 (+/- 2) rpm
Revolutions	135

MSDBV 2,5-NS 35 OG - Mini feed-through terminal block



3073212

<https://www.phoenixcontact.com/us/products/3073212>

Conductor cross-section/weight	0.08 mm ² / 0.1 kg
	2.5 mm ² / 0.7 kg
	4 mm ² / 0.9 kg
Result	Test passed

Environmental and real-life conditions

Aging

Temperature cycles	192
Result	Test passed

Needle-flame test

Time of exposure	30 s
Result	Test passed

Oscillation/broadband noise

Specification	DIN EN 50155 (VDE 0115-200):2018-05
Spectrum	Long life test category 2, bogie-mounted
Frequency	$f_1 = 5 \text{ Hz}$ to $f_2 = 250 \text{ Hz}$
ASD level	6.12 (m/s ²) ² /Hz
Acceleration	3.12g
Test duration per axis	5 h
Test directions	X-, Y- and Z-axis

Shocks

Pulse shape	Half-sine
Acceleration	30g
Shock duration	18 ms
Number of shocks per direction	3
Test directions	X-, Y- and Z-axis (pos. and neg.)

Ambient conditions

Ambient temperature (operation)	-60 °C ... 110 °C (Operating temperature range incl. self-heating; for max. short-term operating temperature, see RTI Elec.)
Ambient temperature (storage/transport)	-25 °C ... 60 °C (for a short time, not exceeding 24 h, -60 °C to +70 °C)
Ambient temperature (assembly)	-5 °C ... 70 °C
Ambient temperature (actuation)	-5 °C ... 70 °C
Permissible humidity (operation)	20 % ... 90 %
Permissible humidity (storage/transport)	30 % ... 70 %

Standards and regulations

Connection in acc. with standard	IEC 60947-7-1
	IEC/EN 60079-7

Mounting

Mounting type	NS 35/7,5
---------------	-----------

MSDBV 2,5-NS 35 OG - Mini feed-through terminal block



3073212

<https://www.phoenixcontact.com/us/products/3073212>

NS 35/15

MSDBV 2,5-NS 35 OG - Mini feed-through terminal block



3073212

<https://www.phoenixcontact.com/us/products/3073212>

Drawings

Circuit diagram



MSDBV 2,5-NS 35 OG - Mini feed-through terminal block





3073212

<https://www.phoenixcontact.com/us/products/3073212>


Approvals


To download certificates, visit the product detail page: <https://www.phoenixcontact.com/us/products/3073212>

 CSA Approval ID: 13631				
	Nominal voltage U_N	Nominal current I_N	Cross section AWG	Cross section mm^2
B	600 V	20 A	28 - 12	-
C	600 V	20 A	28 - 12	-
D	600 V	20 A	28 - 12	-

 IECEE CB Scheme Approval ID: DE1-62820				
	Nominal voltage U_N	Nominal current I_N	Cross section AWG	Cross section mm^2
keine	800 V	24 A	-	0.2 - 2.5

 EAC Approval ID: RU C-DE.BL08.B.00644				
---	--	--	--	--

 VDE Zeichengenehmigung Approval ID: 40029769				
	Nominal voltage U_N	Nominal current I_N	Cross section AWG	Cross section mm^2
keine	800 V	24 A	-	0.2 - 2.5

 cULus Recognized Approval ID: E60425				
	Nominal voltage U_N	Nominal current I_N	Cross section AWG	Cross section mm^2
B	600 V	20 A	28 - 12	-
C	600 V	20 A	28 - 12	-
D	600 V	5 A	28 - 12	-

 EAC Approval ID: KZ7500651131219505				
---	--	--	--	--

MSDBV 2,5-NS 35 OG - Mini feed-through terminal block



3073212

<https://www.phoenixcontact.com/us/products/3073212>

MSDBV 2,5-NS 35 OG - Mini feed-through terminal block



3073212

<https://www.phoenixcontact.com/us/products/3073212>

Classifications

ECLASS

ECLASS-13.0	27250101
ECLASS-15.0	27250101

ETIM

ETIM 10.0	EC000897
-----------	----------

UNSPSC

UNSPSC 21.0	39121400
-------------	----------

MSDBV 2,5-NS 35 OG - Mini feed-through terminal block



3073212

<https://www.phoenixcontact.com/us/products/3073212>

Environmental product compliance

EU RoHS

Fulfills EU RoHS substance requirements	Yes, No exemptions
---	--------------------

China RoHS

Environment friendly use period (EFUP)	EFUP-E
	No hazardous substances above the limits

EU REACH SVHC

REACH candidate substance (CAS No.)	No substance above 0.1 wt%
-------------------------------------	----------------------------

Phoenix Contact 2026 © - all rights reserved
<https://www.phoenixcontact.com>

Phoenix Contact USA
586 Fulling Mill Road
Middletown, PA 17057, United States
(+717) 944-1300
info@phoenixcon.com