


# USST 6 - Feed-through terminal block

3070341

<https://www.phoenixcontact.com/us/products/3070341>

Please be informed that the data shown in this PDF document is generated from our online catalog. Please find the complete data in the user documentation. Our general terms of use for downloads are valid.



Feed-through terminal block, nom. voltage: 1000 V, nominal current: 41 A, number of connections: 2, connection method: Screw connection with spring support, Rated cross section: 6 mm<sup>2</sup>, 1 level, cross section: 0.2 mm<sup>2</sup> - 10 mm<sup>2</sup>, mounting type: NS 35/7,5, NS 35/15, NS 32, color: gray

## Your advantages

- Large-surface labeling option for every terminal point
- Universal foot for mounting on NS 32 and NS 35 DIN rails
- When combined with hook-type cable lugs, the spring-supported screw terminal blocks optimally meet the technical requirements of EATS 50-18
- The ISSBI ... isolator bridge bars support switchable cross connections with IS .... Here the screw has the function of a live contact.
- The USST ... modular terminal blocks were specifically developed for use in the field of power supply

## Commercial data

|                                      |               |
|--------------------------------------|---------------|
| Item number                          | 3070341       |
| Packing unit                         | 50 pc         |
| Minimum order quantity               | 50 pc         |
| Sales key                            | BE12          |
| Product key                          | BE1211        |
| GTIN                                 | 4046356543071 |
| Weight per piece (including packing) | 18.14 g       |
| Weight per piece (excluding packing) | 18.14 g       |
| Customs tariff number                | 85369010      |
| Country of origin                    | IN            |

# USST 6 - Feed-through terminal block



3070341

<https://www.phoenixcontact.com/us/products/3070341>

## Technical data

### Product properties

|                       |                             |
|-----------------------|-----------------------------|
| Product type          | Feed-through terminal block |
| Product family        | USST                        |
| Number of connections | 2                           |
| Number of rows        | 1                           |
| Potentials            | 1                           |

### Insulation characteristics

|                      |     |
|----------------------|-----|
| Overvoltage category | III |
| Degree of pollution  | 3   |

### Electrical properties

|   |        |
|---|--------|
| Rated surge voltage                             | 9.8 kV |
| Maximum power dissipation for nominal condition | 1.31 W |

### Connection data

|                                 |                   |
|---------------------------------|-------------------|
| Number of connections per level | 2                 |
| Nominal cross section           | 6 mm <sup>2</sup> |

#### 1 level

|   |  |
|---|--|
| Connection method   | Screw connection with spring support                   |
| Screw thread  | M4   |
| Tightening torque   | 1.5 ... 1.8 Nm   |
| Stripping length  | 12 mm  |
| Internal cylindrical gage   | A5   |
| Connection in acc. with standard  | IEC 60947-7-1  |
| Conductor cross-section rigid   | 0.2 mm <sup>2</sup> ... 10 mm <sup>2</sup>             |
| Cross section AWG   | 24 ... 8 (converted acc. to IEC)                       |
| Conductor cross-section flexible  | 0.2 mm <sup>2</sup> ... 6 mm <sup>2</sup>              |
| Conductor cross-section, flexible [AWG]   | 24 ... 10 (converted acc. to IEC)                      |
| Conductor cross-section flexible (ferrule without plastic sleeve)                         | 0.25 mm <sup>2</sup> ... 6 mm <sup>2</sup>             |
| Flexible conductor cross-section (ferrule with plastic sleeve)                            | 0.25 mm <sup>2</sup> ... 6 mm <sup>2</sup>             |
| 2 conductors with same cross section, rigid   | 0.2 mm <sup>2</sup> ... 2.5 mm <sup>2</sup>            |
| 2 conductors with same cross section, flexible  | 0.2 mm <sup>2</sup> ... 2.5 mm <sup>2</sup>            |
| 2 conductors with same cross section, flexible, with ferrule without plastic sleeve       | 0.25 mm <sup>2</sup> ... 1.5 mm <sup>2</sup>           |
| 2 conductors with the same cross section, flexible, with TWIN ferrule with plastic sleeve | 0.5 mm <sup>2</sup> ... 4 mm <sup>2</sup>              |
| Nominal cross section   | 6 mm <sup>2</sup>                                      |
| Nominal current   | 41 A   |
| Maximum load current  | 57 A (with 10 mm <sup>2</sup> conductor cross-section) |
| Nominal voltage   | 1000 V   |

# USST 6 - Feed-through terminal block



3070341

<https://www.phoenixcontact.com/us/products/3070341>

## Dimensions

|                    |         |
|--------------------|---------|
| Width              | 8.2 mm  |
| End cover width    | 2.2 mm  |
| Height             | 59.6 mm |
| Depth on NS 32     | 56 mm   |
| Depth on NS 35/7,5 | 51 mm   |
| Depth on NS 35/15  | 58.5 mm |

## Material specifications

|   |                 |
|---|-----------------|
| Color   | gray (RAL 7042) |
| Flammability rating according to UL 94                                  | V0              |
| Insulating material group   | I               |
| Insulating material   | PA              |
| Static insulating material application in cold                          | -60 °C          |
| Temperature index of insulation material (DIN EN 60216-1 (VDE 0304-21)) | 130 °C          |
| Relative insulation material temperature index (Elec., UL 746 B)        | 130 °C          |
| Fire protection for rail vehicles (DIN EN 45545-2) R22                  | HL 1 - HL 3     |
| Fire protection for rail vehicles (DIN EN 45545-2) R23                  | HL 1 - HL 3     |
| Fire protection for rail vehicles (DIN EN 45545-2) R24                  | HL 1 - HL 3     |
| Fire protection for rail vehicles (DIN EN 45545-2) R26                  | HL 1 - HL 3     |
| Calorimetric heat release NFPA 130 (ASTM E 1354)                        | 28 MJ/kg        |
| Surface flammability NFPA 130 (ASTM E 162)                              | passed          |
| Specific optical density of smoke NFPA 130 (ASTM E 662)                 | passed          |
| Smoke gas toxicity NFPA 130 (SMP 800C)                                  | passed          |

## Electrical tests

### Surge voltage test

|                       |             |
|-----------------------|-------------|
| Test voltage setpoint | 9.8 kV      |
| Result                | Test passed |

### Temperature-rise test

|   |                                     |
|---|-------------------------------------|
| Requirement temperature-rise test               | Increase in temperature $\leq$ 45 K |
| Result  | Test passed                         |
| Short-time withstand current 6 mm <sup>2</sup>  | 0.72 A                              |
| Short-time withstand current 10 mm <sup>2</sup> | 1.2 kA                              |
| Result  | Test passed                         |

### Power-frequency withstand voltage

|                       |             |
|-----------------------|-------------|
| Test voltage setpoint | 2.2 kV      |
| Result                | Test passed |

## Mechanical properties

### Mechanical data

# USST 6 - Feed-through terminal block



3070341

<https://www.phoenixcontact.com/us/products/3070341>

|                 |     |
|-----------------|-----|
| Open side panel | Yes |
|-----------------|-----|

## Mechanical tests

### Mechanical strength

|        |             |
|--------|-------------|
| Result | Test passed |
|--------|-------------|

### Attachment on the carrier

|                         |             |
|-------------------------|-------------|
| DIN rail/fixing support | NS 32/NS 35 |
| Test force setpoint     | 5 N         |
| Result                  | Test passed |

### Test for conductor damage and slackening

|                                |                              |
|--------------------------------|------------------------------|
| Rotation speed                 | 10 rpm                       |
| Revolutions                    | 135                          |
| Conductor cross-section/weight | 0.2 mm <sup>2</sup> / 0.2 kg |
|                                | 6 mm <sup>2</sup> / 1.4 kg   |
|                                | 10 mm <sup>2</sup> / 2 kg    |
| Result                         | Test passed                  |

### Test for conductor damage and slackening

|                                |                              |
|--------------------------------|------------------------------|
| Rotation speed                 | 10 rpm                       |
| Revolutions                    | 135                          |
| Conductor cross-section/weight | 2.5 mm <sup>2</sup> / 0.7 kg |
| Result                         | Test passed                  |

## Environmental and real-life conditions

### Needle-flame test

|                  |             |
|------------------|-------------|
| Time of exposure | 30 s        |
| Result           | Test passed |

### Oscillation/broadband noise

|                        |  |
|------------------------|--|
| Specification          | DIN EN 50155 (VDE 0115-200):2008-03              |
| Spectrum               | Long life test category 1, class B, body mounted |
| Frequency              | $f_1 = 5 \text{ Hz}$ to $f_2 = 150 \text{ Hz}$   |
| ASD level              | 1.857 (m/s <sup>2</sup> )/Hz                     |
| Acceleration           | 0.8g   |
| Test duration per axis | 5 h  |
| Test directions        | X-, Y- and Z-axis                                |
| Result                 | Test passed                                      |

### Shocks

|                |                                     |
|----------------|-------------------------------------|
| Specification  | DIN EN 50155 (VDE 0115-200):2008-03 |
| Pulse shape    | Half-sine                           |
| Acceleration   | 5g                                  |
| Shock duration | 30 ms                               |

# USST 6 - Feed-through terminal block



3070341

<https://www.phoenixcontact.com/us/products/3070341>

|                                |                                   |
|--------------------------------|-----------------------------------|
| Number of shocks per direction | 3                                 |
| Test directions                | X-, Y- and Z-axis (pos. and neg.) |
| Result                         | Test passed                       |

## Ambient conditions

|  |  |
|--|--|
| Ambient temperature (operation)          | -60 °C ... 110 °C (Operating temperature range incl. self-heating; for max. short-term operating temperature, see RTI Elec.) |
| Ambient temperature (storage/transport)  | -25 °C ... 60 °C (for a short time, not exceeding 24 h, -60 °C to +70 °C)  |
| Ambient temperature (assembly)           | -5 °C ... 70 °C  |
| Ambient temperature (actuation)          | -5 °C ... 70 °C  |
| Permissible humidity (operation)         | 20 % ... 90 %  |
| Permissible humidity (storage/transport) | 30 % ... 70 %  |

## Standards and regulations

|                                  |               |
|----------------------------------|---------------|
| Connection in acc. with standard | IEC 60947-7-1 |
|----------------------------------|---------------|

## Mounting

|               |           |
|---------------|-----------|
| Mounting type | NS 35/7,5 |
|               | NS 35/15  |
|               | NS 32     |

# USST 6 - Feed-through terminal block

3070341

<https://www.phoenixcontact.com/us/products/3070341>



## Drawings

Circuit diagram



# USST 6 - Feed-through terminal block




3070341


<https://www.phoenixcontact.com/us/products/3070341>

## Approvals

To download certificates, visit the product detail page: <https://www.phoenixcontact.com/us/products/3070341>

|  <b>CSA</b><br>Approval ID: 13631 |                       |                       |                   |                             |
|--|-----------------------|-----------------------|-------------------|-----------------------------|
|  | Nominal voltage $U_N$ | Nominal current $I_N$ | Cross section AWG | Cross section $\text{mm}^2$ |
| B  | 300 V                 | 30 A                  | 24 - 10           | -                           |
| C  | 300 V                 | 30 A                  | 24 - 10           | -                           |
| D  | 600 V                 | 5 A                   | 24 - 10           | -                           |

|  <b>cULus Recognized</b><br>Approval ID: E60425 |                       |                       |                   |                             |
|--|-----------------------|-----------------------|-------------------|-----------------------------|
|  | Nominal voltage $U_N$ | Nominal current $I_N$ | Cross section AWG | Cross section $\text{mm}^2$ |
| B  | 300 V                 | 30 A                  | 24 - 10           | -                           |
| C  | 300 V                 | 30 A                  | 24 - 10           | -                           |
| D  | 600 V                 | 5 A                   | 24 - 10           | -                           |

|  <b>EAC</b><br>Approval ID: KZ7500651131219505 |  |  |  |  |
|---|--|--|--|--|
|---|--|--|--|--|

# USST 6 - Feed-through terminal block



3070341

<https://www.phoenixcontact.com/us/products/3070341>

## Classifications

### ECLASS

|             |          |
|-------------|----------|
| ECLASS-13.0 | 27250101 |
| ECLASS-15.0 | 27250101 |

### ETIM

|           |          |
|-----------|----------|
| ETIM 10.0 | EC000897 |
|-----------|----------|

### UNSPSC

|             |          |
|-------------|----------|
| UNSPSC 21.0 | 39121400 |
|-------------|----------|

# USST 6 - Feed-through terminal block



3070341

<https://www.phoenixcontact.com/us/products/3070341>

## Environmental product compliance

### EU RoHS

|   |                    |
|---|--------------------|
| Fulfills EU RoHS substance requirements | Yes, No exemptions |
|---|--------------------|

### China RoHS

|  |  |
|--|--|
| Environment friendly use period (EFUP) | EFUP-E                                   |
|  | No hazardous substances above the limits |

### EU REACH SVHC

|                                     |                            |
|-------------------------------------|----------------------------|
| REACH candidate substance (CAS No.) | No substance above 0.1 wt% |
|-------------------------------------|----------------------------|

### EF3.1 Climate Change

|         |               |
|---------|---------------|
| CO2e kg | 0.075 kg CO2e |
|---------|---------------|

Phoenix Contact 2026 © - all rights reserved  
<https://www.phoenixcontact.com>

Phoenix Contact USA  
586 Fulling Mill Road  
Middletown, PA 17057, United States  
(+717) 944-1300  
[info@phoenixcon.com](mailto:info@phoenixcon.com)