

# UTRE 6-2/16 - Test terminal strip



3069817

<https://www.phoenixcontact.com/us/products/3069817>

Please be informed that the data shown in this PDF document is generated from our online catalog. Please find the complete data in the user documentation. Our general terms of use for downloads are valid.



Test terminal strip, nom. voltage: 400 V, number of connections: 32, number of positions: 16, connection method: Screw connection, Rated cross section: 6 mm<sup>2</sup>, 1 level, cross section: 0.2 mm<sup>2</sup> - 10 mm<sup>2</sup>, mounting type: DIN rail mounting, color: gray

## Your advantages

- Cost-effective, thanks to the tailored, modular design and use of standardized CLIPLINE complete accessories
- Space saving, thanks to compact, modular test terminal strips
- The integrated, robust switch contact is designed for the most stringent demands, and the use of high-quality materials ensures the transmission of signal currents, even after multiple actuations
- Maximum safety with leading and automatic transformer short circuit

## Commercial data

Item number	3069817
Packing unit	1 pc
Minimum order quantity	1 pc
Sales key	BE06
Product key	BE6112
GTIN	4055626064970
Weight per piece (including packing)	570 g
Weight per piece (excluding packing)	570 g
Customs tariff number	85369010
Country of origin	US

# UTRE 6-2/16 - Test terminal strip



3069817

<https://www.phoenixcontact.com/us/products/3069817>

## Technical data

### Product properties

Product type	Test terminal strip
Product family	FAME 2
Number of positions	16
Pitch	8.2 mm
Number of connections	32
Number of rows	1
Potentials	16

### Insulation characteristics

Overvoltage category	III
----------------------	-----

### Electrical properties

Rated surge voltage	4 kV
Maximum power dissipation for nominal condition	1.31 W
Test surge voltage	5 kV

### Connection data

Nominal cross section	6 mm <sup>2</sup>
-----------------------	-------------------

#### 1 level

Connection method	Screw connection
Screw thread	M4
Tightening torque	1.5 ... 1.8 Nm
Stripping length	10 mm
Internal cylindrical gage	A5
Connection in acc. with standard	IEC 60947-7-1
Conductor cross-section rigid	0.2 mm <sup>2</sup> ... 10 mm <sup>2</sup>
Cross section AWG	24 ... 8 (converted acc. to IEC)
Conductor cross-section flexible	0.2 mm <sup>2</sup> ... 10 mm <sup>2</sup>
Conductor cross-section, flexible [AWG]	24 ... 8 (converted acc. to IEC)
Conductor cross-section flexible (ferrule without plastic sleeve)	0.25 mm <sup>2</sup> ... 6 mm <sup>2</sup>
Flexible conductor cross-section (ferrule with plastic sleeve)	0.25 mm <sup>2</sup> ... 6 mm <sup>2</sup>
2 conductors with same cross section, rigid	0.2 mm <sup>2</sup> ... 2.5 mm <sup>2</sup>
2 conductors with same cross section, flexible	0.2 mm <sup>2</sup> ... 2.5 mm <sup>2</sup>
2 conductors with same cross section, flexible, with ferrule without plastic sleeve	0.25 mm <sup>2</sup> ... 1.5 mm <sup>2</sup>
2 conductors with the same cross section, flexible, with TWIN ferrule with plastic sleeve	0.5 mm <sup>2</sup> ... 2.5 mm <sup>2</sup>
Nominal cross section	6 mm <sup>2</sup>
Maximum load current	30 A (with 10 mm <sup>2</sup> conductor cross-section)
Nominal voltage	400 V AC/DC

# UTRE 6-2/16 - Test terminal strip



3069817

<https://www.phoenixcontact.com/us/products/3069817>

## Dimensions

Width	163 mm
Height	100 mm
Depth	56.5 mm
Depth on NS 35/7,5	61.8 mm
Depth on NS 35/15	69.3 mm
Pitch	8.2 mm

## Material specifications

Color	gray (RAL 7042)
Flammability rating according to UL 94	V0
Insulating material group	I
Insulating material	PA
Static insulating material application in cold	-60 °C
Temperature index of insulation material (DIN EN 60216-1 (VDE 0304-21))	125 °C
Relative insulation material temperature index (Elec., UL 746 B)	130 °C
Fire protection for rail vehicles (DIN EN 45545-2) R22	HL 1 - HL 3
Fire protection for rail vehicles (DIN EN 45545-2) R23	HL 1 - HL 3
Fire protection for rail vehicles (DIN EN 45545-2) R24	HL 1 - HL 3
Fire protection for rail vehicles (DIN EN 45545-2) R26	HL 1 - HL 3
Calorimetric heat release NFPA 130 (ASTM E 1354)	27,5 MJ/kg
Surface flammability NFPA 130 (ASTM E 162)	passed
Specific optical density of smoke NFPA 130 (ASTM E 662)	passed
Smoke gas toxicity NFPA 130 (SMP 800C)	passed

## Mechanical properties

### Mechanical data

Open side panel	No
-----------------	----

## Environmental and real-life conditions

### Ambient conditions

Ambient temperature (storage/transport)	-25 °C ... 60 °C (for a short time, not exceeding 24 h, -60 °C to +70 °C)
Ambient temperature (assembly)	-5 °C ... 70 °C
Ambient temperature (actuation)	-5 °C ... 70 °C
Permissible humidity (storage/transport)	30 % ... 70 %

## Standards and regulations

Connection in acc. with standard	IEC 60947-7-1
----------------------------------	---------------

## Mounting

Mounting type	DIN rail mounting
---------------	-------------------

# UTRE 6-2/16 - Test terminal strip

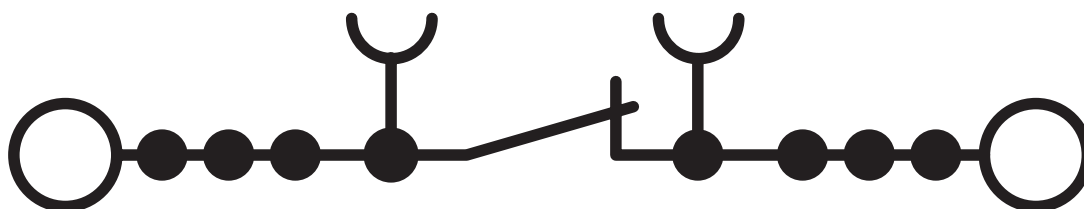
3069817

<https://www.phoenixcontact.com/us/products/3069817>



## Drawings

Circuit diagram



# UTRE 6-2/16 - Test terminal strip





3069817


<https://www.phoenixcontact.com/us/products/3069817>


## Approvals

To download certificates, visit the product detail page: <https://www.phoenixcontact.com/us/products/3069817>

 <b>CSA</b> Approval ID: 13631				
	Nominal voltage $U_N$	Nominal current $I_N$	Cross section AWG	Cross section $mm^2$
B	600 V	30 A	-	-
C	600 V	30 A	-	-

 <b>EAC</b> Approval ID: RU C-DE.BL08.B.00682				
---	--	--	--	--

 <b>cULus Recognized</b> Approval ID: E60425				
	Nominal voltage $U_N$	Nominal current $I_N$	Cross section AWG	Cross section $mm^2$
B	600 V	30 A	24 - 8	-
C	600 V	30 A	24 - 8	-
Only with mounting panel	600 V	30 A	24 - 8	-

 <b>CSA</b> Approval ID: 13631				
	Nominal voltage $U_N$	Nominal current $I_N$	Cross section AWG	Cross section $mm^2$
B	600 V	30 A	-	-
C	600 V	30 A	-	-
D	600 V	5 A	-	-

# UTRE 6-2/16 - Test terminal strip



3069817

<https://www.phoenixcontact.com/us/products/3069817>

## Classifications

### ECLASS

ECLASS-13.0	27250304
ECLASS-15.0	27250304

### ETIM

ETIM 10.0	EC002555
-----------	----------

### UNSPSC

UNSPSC 21.0	20122000
-------------	----------

# UTRE 6-2/16 - Test terminal strip



3069817

<https://www.phoenixcontact.com/us/products/3069817>

## Environmental product compliance

### EU RoHS

Fulfills EU RoHS substance requirements	Yes
Exemption	6(c)

### China RoHS

Environment friendly use period (EFUP)	EFUP-50
	An article-related China RoHS declaration table can be found in the download area for the respective article under "Manufacturer declaration". For all articles with EFUP-E, no China RoHS declaration table issued and required.

### EU REACH SVHC

REACH candidate substance (CAS No.)	Lead(CAS: 7439-92-1)
SCIP	252e76ea-079e-4ad5-866e-2c27ec381ff9

### EF3.1 Climate Change

CO2e kg	1.49 kg CO2e
---------	--------------

Phoenix Contact 2026 © - all rights reserved  
<https://www.phoenixcontact.com>

Phoenix Contact USA  
586 Fulling Mill Road  
Middletown, PA 17057, United States  
(+717) 944-1300  
[info@phoenixcon.com](mailto:info@phoenixcon.com)