

FTPC 10+1 - Test plug

3069266

<https://www.phoenixcontact.com/us/products/3069266>



Please be informed that the data shown in this PDF document is generated from our online catalog. Please find the complete data in the user documentation. Our general terms of use for downloads are valid.



Test plug, nom. voltage: 400 V, nominal current: 24 A, number of positions: 11, connection method: Screw connection, Rated cross section: 2.5 mm², color: gray

Your advantages

- The robust test plug guarantees user-friendly handling and provides fixing options for the test cables to be connected
- The test blocks can be used universally for voltage transducers and current transformers
- The integrated, robust switch contact is designed for the most stringent demands, and the use of high-quality materials ensures the transmission of signal currents, even after multiple actuations

Commercial data

Item number	3069266
Packing unit	1 pc
Minimum order quantity	1 pc
Product key	BE6111
GTIN	4055626380018
Weight per piece (including packing)	440.2 g
Weight per piece (excluding packing)	9.99 g
Country of origin	PL

Technical data

Product properties

Product type	Test plug terminal block
Product family	FAME 1
Number of positions	11
Pitch	8.2 mm
Potentials	11

Electrical properties

Maximum power dissipation for nominal condition	1.31 W
---	--------

Connection data

Nominal cross section	6 mm ²
Test socket torque	0.5
Connection method	Screw connection
Note	The conductor cross-section depends on the cable lug used
Conductor cross-section flexible	0.5 mm ² ... 2.5 mm ²
Conductor cross-section, flexible [AWG]	20 ... 14 (converted acc. to IEC)
Nominal cross section	2.5 mm ²
Nominal current	24 A
Maximum load current	24 A
Nominal voltage	400 V

Dimensions

Pitch	8.2 mm
-------	--------

Material specifications

Color	gray (RAL 7042)
Flammability rating according to UL 94	V0
Insulating material	PA
Static insulating material application in cold	-60 °C
Temperature index of insulation material (DIN EN 60216-1 (VDE 0304-21))	125 °C
Relative insulation material temperature index (Elec., UL 746 B)	130 °C
Fire protection for rail vehicles (DIN EN 45545-2) R22	HL 1 - HL 3
Fire protection for rail vehicles (DIN EN 45545-2) R23	HL 1 - HL 3
Fire protection for rail vehicles (DIN EN 45545-2) R24	HL 1 - HL 3
Fire protection for rail vehicles (DIN EN 45545-2) R26	HL 1 - HL 3
Calorimetric heat release NFPA 130 (ASTM E 1354)	27,5 MJ/kg
Surface flammability NFPA 130 (ASTM E 162)	passed
Specific optical density of smoke NFPA 130 (ASTM E 662)	passed
Smoke gas toxicity NFPA 130 (SMP 800C)	passed

Electrical tests

Surge voltage test

Test voltage setpoint	4.8 kV
Result	Test passed

Temperature-rise test

Requirement temperature-rise test	Increase in temperature ≤ 45 K
Result	Test passed
Short-time withstand current 4 mm ²	300 A
	500 A
	1250 A
Result	Test passed

Power-frequency withstand voltage

Test voltage setpoint	1.89 kV
Result	Test passed

Mechanical tests

Mechanical strength

Result	Test passed
--------	-------------

Attachment on the carrier

DIN rail/fixing support	Panel cutout
Test force setpoint	5 N
Result	Test passed

Test for conductor damage and slackening

Rotation speed	10 rpm
Revolutions	135
Conductor cross-section/weight	0.2 mm ² / 0.2 kg
	6 mm ² / 1.4 kg
	10 mm ² / 2 kg
Result	Test passed

Environmental and real-life conditions

Needle-flame test

Time of exposure	30 s
Result	Test passed

Oscillation/broadband noise

Specification	DIN EN 50155 (VDE 0115-200):2008-03
Spectrum	Long life test category 1, class B, body mounted
Frequency	$f_1 = 5$ Hz to $f_2 = 150$ Hz
ASD level	1.857 (m/s ²)/Hz

FTPC 10+1 - Test plug



3069266

<https://www.phoenixcontact.com/us/products/3069266>

Acceleration	0.8g
Test duration per axis	5 h
Test directions	X-, Y- and Z-axis
Result	Test passed

Shocks

Specification	DIN EN 50155 (VDE 0115-200):2008-03
Pulse shape	Half-sine
Acceleration	5g
Shock duration	30 ms
Number of shocks per direction	3
Test directions	X-, Y- and Z-axis (pos. and neg.)
Result	Test passed

Ambient conditions

Ambient temperature (storage/transport)	-25 °C ... 60 °C (for a short time, not exceeding 24 h, -60 °C to +70 °C)
Ambient temperature (assembly)	-5 °C ... 70 °C
Ambient temperature (actuation)	-5 °C ... 70 °C
Permissible humidity (storage/transport)	30 % ... 70 %

FTPC 10+1 - Test plug

3069266

<https://www.phoenixcontact.com/us/products/3069266>



Drawings

Circuit diagram



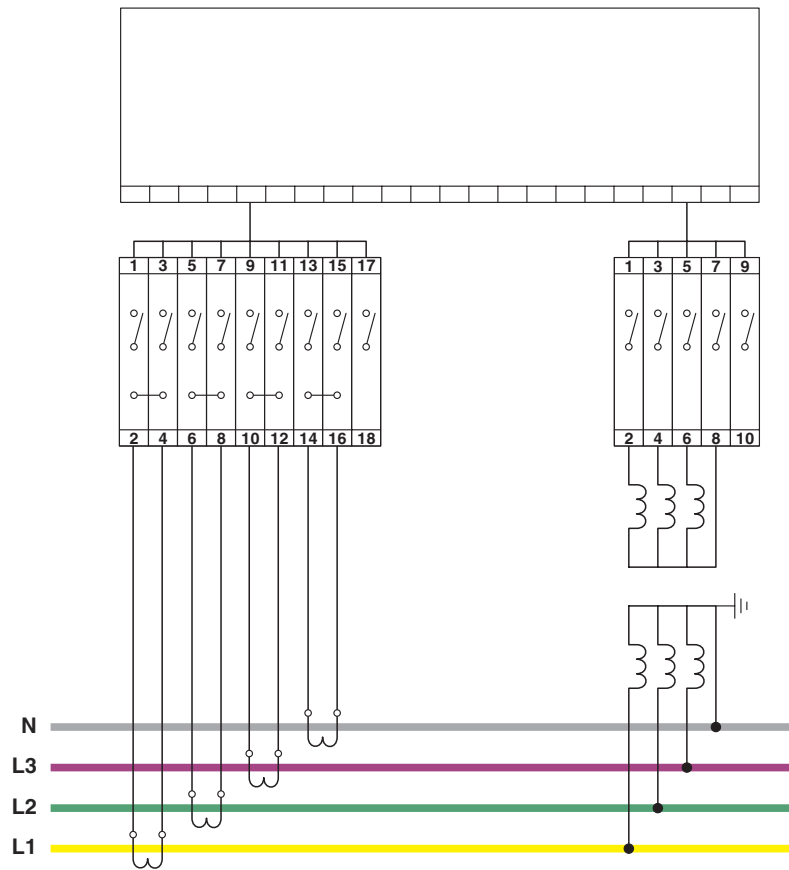
FTPC 10+1 - Test plug

3069266

<https://www.phoenixcontact.com/us/products/3069266>



Circuit diagram



FTPC 10+1 - Test plug





3069266


<https://www.phoenixcontact.com/us/products/3069266>

Approvals

To download certificates, visit the product detail page: <https://www.phoenixcontact.com/us/products/3069266>

 cULus Recognized Approval ID: E60425				
	Nominal voltage U_N	Nominal current I_N	Cross section AWG	Cross section mm^2
F	400 V	31 A	-	-

 CSA Approval ID: 13631				
--	--	--	--	--

 EAC Approval ID: KZ7500651131219505				
---	--	--	--	--

FTPC 10+1 - Test plug

3069266

<https://www.phoenixcontact.com/us/products/3069266>



Classifications

ECLASS

ECLASS-13.0	27250304
ECLASS-15.0	27250304

ETIM

ETIM 10.0	EC002555
-----------	----------

UNSPSC

UNSPSC 21.0	20122000
-------------	----------

FTPC 10+1 - Test plug

3069266

<https://www.phoenixcontact.com/us/products/3069266>



Environmental product compliance

EU RoHS

Fulfills EU RoHS substance requirements	Yes, No exemptions
---	--------------------

China RoHS

Environment friendly use period (EFUP)	EFUP-E
	No hazardous substances above the limits

EU REACH SVHC

REACH candidate substance (CAS No.)	No substance above 0.1 wt%
-------------------------------------	----------------------------

EF3.1 Climate Change

CO2e kg	4.497 kg CO2e
---------	---------------

Phoenix Contact 2026 © - all rights reserved
<https://www.phoenixcontact.com>

Phoenix Contact USA
586 Fulling Mill Road
Middletown, PA 17057, United States
(+717) 944-1300
info@phoenixcon.com