

# ST 2,5-TWIN/ 1P OG - Feed-through terminal block



3061091

<https://www.phoenixcontact.com/us/products/3061091>

Please be informed that the data shown in this PDF document is generated from our online catalog. Please find the complete data in the user documentation. Our general terms of use for downloads are valid.



Feed-through terminal block, nom. voltage: 500 V, nominal current: 24 A, number of connections: 3, number of positions: 1, connection method: Spring-cage/plug-in connection, Rated cross section: 2.5 mm<sup>2</sup>, 1st level connection left, cross section: 0.08 mm<sup>2</sup> - 4 mm<sup>2</sup>, 1st level connection right, mounting type: NS 35/7,5, NS 35/15, color: orange

## Commercial data

Item number	3061091
Packing unit	50 pc
Minimum order quantity	50 pc
Product key	BE2141
GTIN	4046356155267
Weight per piece (including packing)	7.307 g
Weight per piece (excluding packing)	6.788 g
Country of origin	DE

# ST 2,5-TWIN/ 1P OG - Feed-through terminal block



3061091

<https://www.phoenixcontact.com/us/products/3061091>

## Technical data

### Product properties

Product type	Plug-in terminal block
Number of positions	1
Number of connections	3
Number of rows	1
Potentials	1

### Insulation characteristics

Overvoltage category	III
Degree of pollution	3

### Electrical properties

Rated surge voltage	6 kV
Maximum power dissipation for nominal condition	0.77 W

### Connection data

Number of connections per level	3
Nominal cross section	2.5 mm <sup>2</sup>

### 1st level connection left

Connection method	Spring-cage/plug-in connection
Stripping length	8 mm ... 10 mm
Internal cylindrical gage	A3
Connection in acc. with standard	IEC 61984
Conductor cross-section rigid	0.08 mm <sup>2</sup> ... 4 mm <sup>2</sup>
Cross section AWG	28 ... 12 (converted acc. to IEC)
Conductor cross-section flexible	0.08 mm <sup>2</sup> ... 2.5 mm <sup>2</sup>
Conductor cross-section, flexible [AWG]	28 ... 14 (converted acc. to IEC)
Conductor cross-section flexible ultrasound-compressed	0.34 mm <sup>2</sup> ... 4 mm <sup>2</sup>
Conductor cross-section, flexible [AWG] ultrasound-compressed	22 ... 12 (converted acc. to IEC)
Conductor cross-section flexible (ferrule without plastic sleeve)	0.14 mm <sup>2</sup> ... 2.5 mm <sup>2</sup>
Flexible conductor cross-section (ferrule with plastic sleeve)	0.14 mm <sup>2</sup> ... 2.5 mm <sup>2</sup>
2 conductors with the same cross section, flexible, with TWIN ferrule with plastic sleeve	0.5 mm <sup>2</sup>
Nominal cross section	2.5 mm <sup>2</sup>
Nominal current	24 A
Maximum load current	24 A (For 4 mm <sup>2</sup> conductor cross-section, see derating curve)
Nominal voltage	500 V

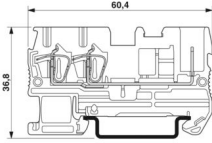
### Dimensions

# ST 2,5-TWIN/ 1P OG - Feed-through terminal block



3061091

<https://www.phoenixcontact.com/us/products/3061091>

Dimensional drawing	
Width	5.2 mm
End cover width	2.2 mm
Height	60.5 mm
Depth on NS 35/7,5	36.5 mm
Depth on NS 35/15	44 mm

## Material specifications

Color	orange (RAL 2003)
Flammability rating according to UL 94	V0
Insulating material group	I
Insulating material	PA

## Electrical tests

### Surge voltage test

Test voltage setpoint	7.3 kV
Result	Test passed
Short-time withstand current 2.5 mm <sup>2</sup>	0.3 kA
Result	Test passed

### Power-frequency withstand voltage

Test voltage setpoint	1.89 kV
Result	Test passed

## Mechanical properties

### Mechanical data

Open side panel	Yes
-----------------	-----

## Mechanical tests

### Attachment on the carrier

DIN rail/fixing support	NS 35
Test force setpoint	1 N
Result	Test passed

## Environmental and real-life conditions

### Needle-flame test

Time of exposure	30 s
Result	Test passed

# ST 2,5-TWIN/ 1P OG - Feed-through terminal block



3061091

<https://www.phoenixcontact.com/us/products/3061091>

## Oscillation/broadband noise

Specification	DIN EN 50155 (VDE 0115-200):2008-03
Spectrum	Long life test category 1, class B, body mounted
Frequency	$f_1 = 5 \text{ Hz}$ to $f_2 = 150 \text{ Hz}$
ASD level	$0.964 \text{ (m/s}^2\text{)}^2\text{/Hz}$
Acceleration	0.58g
Test duration per axis	5 h
Test directions	X-, Y- and Z-axis
Result	Test passed

## Shocks

Specification	DIN EN 50155 (VDE 0115-200):2008-03
Pulse shape	Half-sine
Acceleration	5g
Shock duration	30 ms
Number of shocks per direction	3
Test directions	X-, Y- and Z-axis (pos. and neg.)
Result	Test passed

## Ambient conditions

Ambient temperature (operation)	-60 °C ... 100 °C (max. operating temperature range including self-heating, see derating curve)
Ambient temperature (storage/transport)	-25 °C ... 60 °C (for a short time, not exceeding 24 h, -60 °C to +70 °C)
Ambient temperature (assembly)	-5 °C ... 70 °C
Ambient temperature (actuation)	-5 °C ... 70 °C
Permissible humidity (operation)	20 % ... 90 %
Permissible humidity (storage/transport)	30 % ... 70 %

## Standards and regulations

Connection in acc. with standard	IEC 61984
----------------------------------	-----------

## Mounting

Mounting type	NS 35/7,5
	NS 35/15

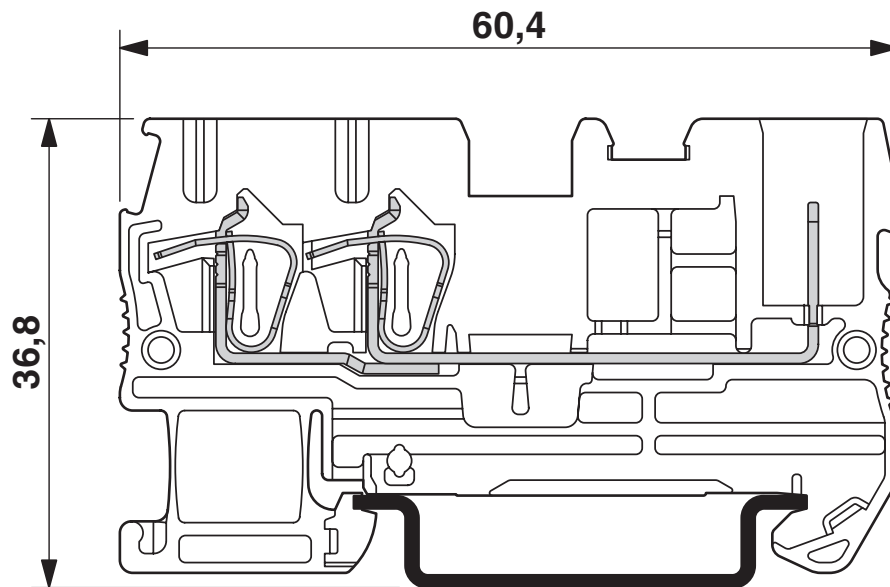
# ST 2,5-TWIN/ 1P OG - Feed-through terminal block

3061091

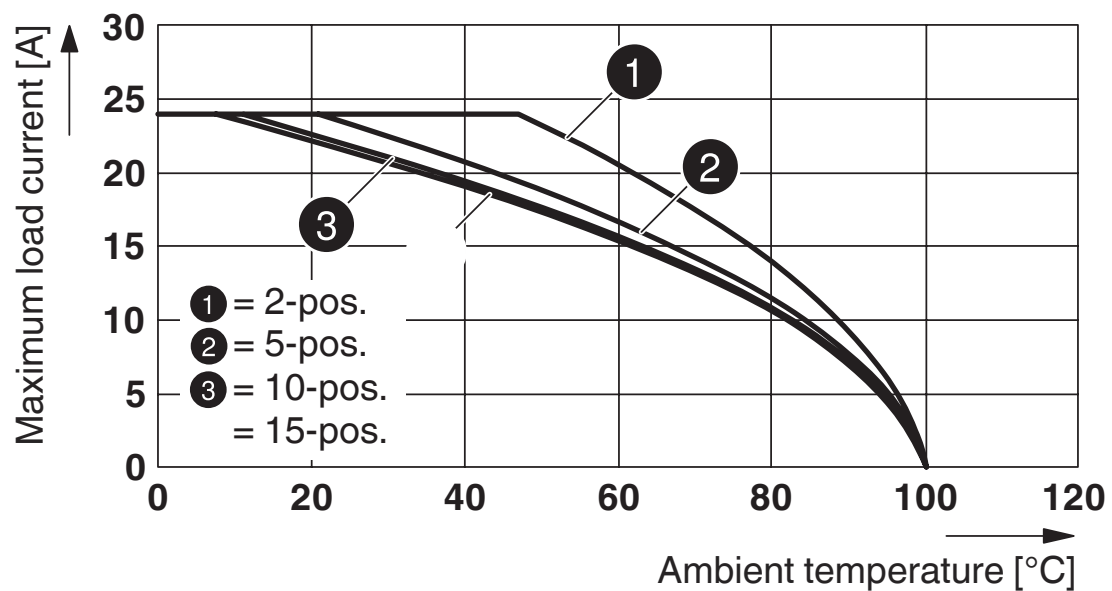
<https://www.phoenixcontact.com/us/products/3061091>

## Drawings

Dimensional drawing



Diagram



Applies to all male connector variants SP...

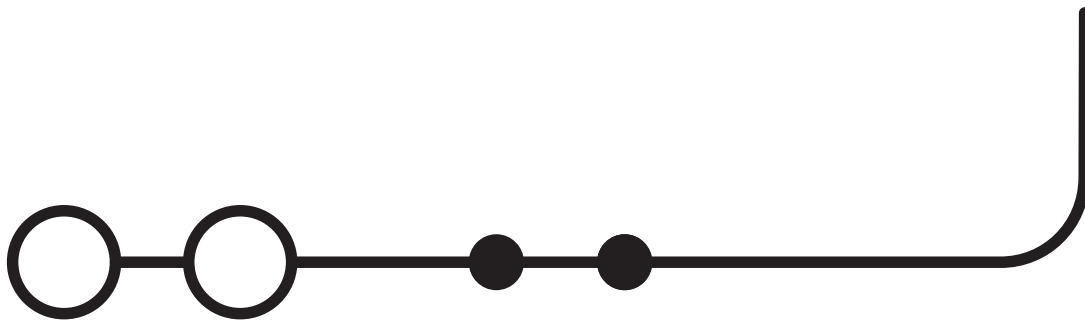
# ST 2,5-TWIN/ 1P OG - Feed-through terminal block



3061091

<https://www.phoenixcontact.com/us/products/3061091>

Circuit diagram



# ST 2,5-TWIN/ 1P OG - Feed-through terminal block




3061091


<https://www.phoenixcontact.com/us/products/3061091>


## Approvals


To download certificates, visit the product detail page: <https://www.phoenixcontact.com/us/products/3061091>

 <b>CSA</b> Approval ID: 13631				
	Nominal voltage $U_N$	Nominal current $I_N$	Cross section AWG	Cross section $mm^2$
B	600 V	20 A	28 - 12	-
C	600 V	20 A	28 - 12	-

 <b>IECEE CB Scheme</b> Approval ID: DE1-62736/B1/B2				
--	--	--	--	--

 <b>EAC</b> Approval ID: RU C-DE.BL08.B.00644				
---	--	--	--	--

 <b>VDE Zeichengenehmigung</b> Approval ID: 40019518				
	Nominal voltage $U_N$	Nominal current $I_N$	Cross section AWG	Cross section $mm^2$
keine				
Only flexible conductors	500 V	-	-	0.2 - 2.5
Only rigid conductors	500 V	-	-	0.2 - 4

 <b>cULus Recognized</b> Approval ID: E60425				
	Nominal voltage $U_N$	Nominal current $I_N$	Cross section AWG	Cross section $mm^2$
B	600 V	20 A	28 - 12	-
C	600 V	20 A	28 - 12	-
F	500 V	20 A	28 - 12	-

<b>DNV</b> Approval ID: TAE00001CS				
---------------------------------------	--	--	--	--

# ST 2,5-TWIN/ 1P OG - Feed-through terminal block



3061091

<https://www.phoenixcontact.com/us/products/3061091>

## Classifications

### ECLASS

ECLASS-13.0	27250117
ECLASS-15.0	27250117

### ETIM

ETIM 10.0	EC000897
-----------	----------

### UNSPSC

UNSPSC 21.0	39121400
-------------	----------

# ST 2,5-TWIN/ 1P OG - Feed-through terminal block



3061091

<https://www.phoenixcontact.com/us/products/3061091>

## Environmental product compliance

### EU RoHS

Fulfills EU RoHS substance requirements	Yes, No exemptions
---	--------------------

### China RoHS

Environment friendly use period (EFUP)	EFUP-E
	No hazardous substances above the limits

### EU REACH SVHC

REACH candidate substance (CAS No.)	No substance above 0.1 wt%
-------------------------------------	----------------------------

### EF3.1 Climate Change

CO2e kg	0.046 kg CO2e
---------	---------------

Phoenix Contact 2026 © - all rights reserved  
<https://www.phoenixcontact.com>

Phoenix Contact USA  
586 Fulling Mill Road  
Middletown, PA 17057, United States  
(+717) 944-1300  
[info@phoenixcon.com](mailto:info@phoenixcon.com)