


UT 6-QUATTRO/2P-PE - Protective conductor terminal block



3060584

<https://www.phoenixcontact.com/us/products/3060584>

Please be informed that the data shown in this PDF document is generated from our online catalog. Please find the complete data in the user documentation. Our general terms of use for downloads are valid.



Protective conductor terminal block, The max. load current must not be exceeded by the total current of all connected conductors.

Current and voltage are determined by the plug used., number of connections: 4, connection method: Screw/plug-in connection, cross section: 0.2 mm² - 10 mm², mounting type: NS 35/7,5, NS 35/15, color: green-yellow

Commercial data

Item number	3060584
Packing unit	50 pc
Minimum order quantity	50 pc
Sales key	BE01
Product key	BE1142
GTIN	4046356605588
Weight per piece (including packing)	32.964 g
Weight per piece (excluding packing)	30.9 g
Customs tariff number	85369010
Country of origin	CN

UT 6-QUATTRO/2P-PE - Protective conductor terminal block



3060584

<https://www.phoenixcontact.com/us/products/3060584>

Technical data

Notes

General	The max. load current must not be exceeded by the total current of all connected conductors. Current and voltage are determined by the plug used.
---------	--

General

Note	The max. load current must not be exceeded by the total current of all connected conductors. With a free-hanging connection, an insulating foil has to be placed between the plug connection and electrically conductive surfaces.
------	---

Product properties

Product type	Ground terminal block
Product family	UT
Number of connections	4
Number of rows	1

Insulation characteristics

Overvoltage category	III
Degree of pollution	3

Electrical properties

Rated surge voltage	6 kV
Maximum power dissipation for nominal condition	1.31 W

Connection data

Grounding foot	Yes
Number of connections per level	4
Nominal cross section	6 mm ²
Rated cross section AWG	8

Level 1 above 1 below 1

Connection method	Screw/plug-in connection
Screw thread	M4
Note	Please observe the current carrying capacity of the DIN rails.
Tightening torque	1.5 ... 1.8 Nm
Stripping length	10 mm
Internal cylindrical gage	A5
Connection in acc. with standard	IEC 61984
Conductor cross-section rigid	0.2 mm ² ... 10 mm ²
Cross section AWG	24 ... 8 (converted acc. to IEC)
Conductor cross-section flexible	0.2 mm ² ... 10 mm ²
Conductor cross-section, flexible [AWG]	24 ... 8 (converted acc. to IEC)

UT 6-QUATTRO/2P-PE - Protective conductor terminal block



3060584

<https://www.phoenixcontact.com/us/products/3060584>

Conductor cross-section flexible ultrasound-compressed	0.34 mm ² ... 10 mm ²
Conductor cross-section, flexible [AWG] ultrasound-compressed	22 ... 8 (converted acc. to IEC)
Conductor cross-section flexible (ferrule without plastic sleeve)	0.25 mm ² ... 6 mm ²
Flexible conductor cross-section (ferrule with plastic sleeve)	0.25 mm ² ... 6 mm ²

Dimensions

Width	8.2 mm
End cover width	2.2 mm
Height	86.5 mm
Depth on NS 35/7,5	60 mm
Depth on NS 35/15	67.5 mm

Material specifications

Color	green-yellow
Flammability rating according to UL 94	V0
Insulating material group	I
Insulating material	PA
Static insulating material application in cold	-60 °C
Relative insulation material temperature index (Elec., UL 746 B)	130 °C
Fire protection for rail vehicles (DIN EN 45545-2) R22	HL 1 - HL 3
Fire protection for rail vehicles (DIN EN 45545-2) R23	HL 1 - HL 3
Fire protection for rail vehicles (DIN EN 45545-2) R24	HL 1 - HL 3
Fire protection for rail vehicles (DIN EN 45545-2) R26	HL 1 - HL 3
Surface flammability NFPA 130 (ASTM E 162)	passed
Specific optical density of smoke NFPA 130 (ASTM E 662)	passed
Smoke gas toxicity NFPA 130 (SMP 800C)	passed

Mechanical properties

Mechanical data

Open side panel	Yes
-----------------	-----

Environmental and real-life conditions

Oscillation/broadband noise

Specification	DIN EN 50155 (VDE 0115-200):2022-06
Spectrum	Long life test category 1, class B, body mounted
Frequency	$f_1 = 5 \text{ Hz}$ to $f_2 = 150 \text{ Hz}$
ASD level	0.964 (m/s ²) ² /Hz
Acceleration	0.58g
Test duration per axis	5 h
Test directions	X-, Y- and Z-axis

Shocks

Specification	DIN EN 50155 (VDE 0115-200):2022-06
Pulse shape	Half-sine

UT 6-QUATTRO/2P-PE - Protective conductor terminal block



3060584

<https://www.phoenixcontact.com/us/products/3060584>

Acceleration	5g
Shock duration	30 ms
Number of shocks per direction	3
Test directions	X-, Y- and Z-axis (pos. and neg.)

Ambient conditions

Ambient temperature (operation)	-60 °C ... 100 °C (max. operating temperature range including self-heating, see derating curve)
Ambient temperature (storage/transport)	-25 °C ... 60 °C (for a short time, not exceeding 24 h, -60 °C to +70 °C)
Ambient temperature (assembly)	-5 °C ... 70 °C
Ambient temperature (actuation)	-5 °C ... 70 °C
Permissible humidity (operation)	20 % ... 90 %
Permissible humidity (storage/transport)	30 % ... 70 %

Standards and regulations

Connection in acc. with standard	IEC 61984
----------------------------------	-----------

Mounting

Mounting type	NS 35/7,5
	NS 35/15

UT 6-QUATTRO/2P-PE - Protective conductor terminal block

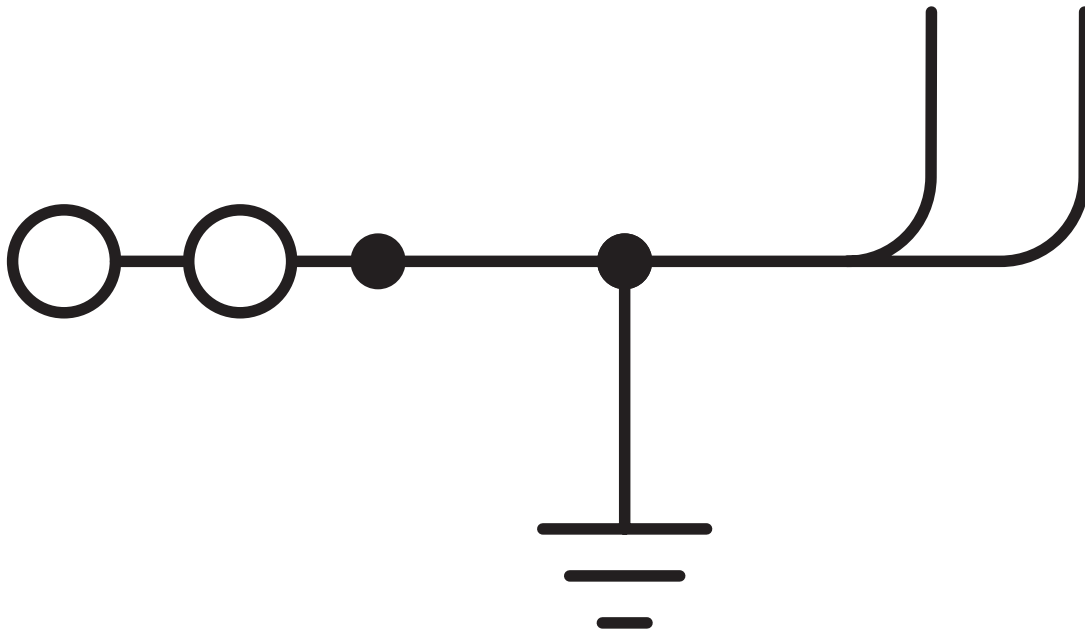


3060584

<https://www.phoenixcontact.com/us/products/3060584>

Drawings

Circuit diagram



UT 6-QUATTRO/2P-PE - Protective conductor terminal block





3060584


<https://www.phoenixcontact.com/us/products/3060584>


Approvals


To download certificates, visit the product detail page: <https://www.phoenixcontact.com/us/products/3060584>

	CSA Approval ID: 13631
---	----------------------------------

	IECEE CB Scheme Approval ID: DE1-62748			
	Nominal voltage U_N	Nominal current I_N	Cross section AWG	Cross section mm^2
keine				
	1000 V	-	-	0.2 - 10

	cULus Recognized Approval ID: E60425			
	Nominal voltage U_N	Nominal current I_N	Cross section AWG	Cross section mm^2
B				
	-	-	24 - 8	-
C				
	-	-	24 - 8	-
D				
	-	-	24 - 8	-

	VDE report with production monitoring Approval ID: 40034876			
	Nominal voltage U_N	Nominal current I_N	Cross section AWG	Cross section mm^2
keine				
	1000 V	-	-	0.2 - 10

	CSA Approval ID: 13631
---	----------------------------------

UT 6-QUATTRO/2P-PE - Protective conductor terminal block



3060584

<https://www.phoenixcontact.com/us/products/3060584>

Classifications

ECLASS

ECLASS-13.0	27250103
ECLASS-15.0	27250103

ETIM

ETIM 10.0	EC000901
-----------	----------

UNSPSC

UNSPSC 21.0	39121400
-------------	----------

UT 6-QUATTRO/2P-PE - Protective conductor terminal block



3060584

<https://www.phoenixcontact.com/us/products/3060584>

Environmental product compliance

EU RoHS

Fulfills EU RoHS substance requirements	Yes, No exemptions
---	--------------------

China RoHS

Environment friendly use period (EFUP)	EFUP-E
	No hazardous substances above the limits

EU REACH SVHC

REACH candidate substance (CAS No.)	No substance above 0.1 wt%
-------------------------------------	----------------------------

Phoenix Contact 2026 © - all rights reserved
<https://www.phoenixcontact.com>

Phoenix Contact USA
586 Fulling Mill Road
Middletown, PA 17057, United States
(+717) 944-1300
info@phoenixcon.com