


UT 6-QUATTRO/2P BU - Feed-through terminal block



3060571

<https://www.phoenixcontact.com/us/products/3060571>

Please be informed that the data shown in this PDF document is generated from our online catalog. Please find the complete data in the user documentation. Our general terms of use for downloads are valid.



Feed-through terminal block, nom. voltage: 1000 V, nominal current: 41 A, number of connections: 4, connection method: Screw/plug-in connection, Rated cross section: 6 mm², cross section: 0.2 mm² - 10 mm², mounting type: NS 35/7,5, NS 35/15, color: blue

Commercial data

Item number	3060571
Packing unit	50 pc
Minimum order quantity	50 pc
Sales key	BE01
Product key	BE1141
GTIN	4046356605571
Weight per piece (including packing)	25.314 g
Weight per piece (excluding packing)	23.04 g
Customs tariff number	85369010
Country of origin	CN

UT 6-QUATTRO/2P BU - Feed-through terminal block



3060571

<https://www.phoenixcontact.com/us/products/3060571>

Technical data

Notes

General

Note	With a free-hanging connection, the user has to take care that the required distances to electrically conductive surfaces are complied with.
	The max. load current must not be exceeded by the total current of all connected conductors.

Product properties

Product type	Plug-in terminal block
Product family	UT
Number of connections	4
Number of rows	1
Potentials	1

Insulation characteristics

Overvoltage category	III
Degree of pollution	3

Electrical properties

Rated surge voltage	6 kV
Maximum power dissipation for nominal condition	1.31 W

Connection data

Number of connections per level	4
Nominal cross section	6 mm ²
Rated cross section AWG	8
Connection method	Screw/plug-in connection
Screw thread	M4
Tightening torque	1.5 ... 1.8 Nm
Stripping length	10 mm
Internal cylindrical gage	A5
Connection in acc. with standard	IEC 61984
Conductor cross-section rigid	0.2 mm ² ... 10 mm ²
Cross section AWG	24 ... 8 (converted acc. to IEC)
Conductor cross-section flexible	0.2 mm ² ... 10 mm ²
Conductor cross-section, flexible [AWG]	24 ... 8 (converted acc. to IEC)
Conductor cross-section flexible ultrasound-compressed	0.34 mm ² ... 10 mm ²
Conductor cross-section, flexible [AWG] ultrasound-compressed	22 ... 8 (converted acc. to IEC)
Conductor cross-section flexible (ferrule without plastic sleeve)	0.25 mm ² ... 6 mm ²
Flexible conductor cross-section (ferrule with plastic sleeve)	0.25 mm ² ... 6 mm ²
2 conductors with same cross section, rigid	0.2 mm ² ... 2.5 mm ²

UT 6-QUATTRO/2P BU - Feed-through terminal block



3060571

<https://www.phoenixcontact.com/us/products/3060571>

2 conductors with same cross section, flexible	0.2 mm ² ... 2.5 mm ²
2 conductors with same cross section, flexible, with ferrule without plastic sleeve	0.25 mm ² ... 1.5 mm ²
2 conductors with the same cross section, flexible, with TWIN ferrule with plastic sleeve	0.5 mm ² ... 4 mm ²
Nominal cross section	6 mm ²
Nominal current	41 A
Maximum load current	41 A (with 10 mm ² conductor cross-section)
Nominal voltage	1000 V

Dimensions

Width	8.2 mm
End cover width	2.2 mm
Height	86.5 mm
Depth on NS 35/7,5	60 mm
Depth on NS 35/15	67.5 mm

Material specifications

Color	blue (RAL 5015)
Flammability rating according to UL 94	V0
Insulating material group	I
Insulating material	PA
Static insulating material application in cold	-60 °C
Temperature index of insulation material (DIN EN 60216-1 (VDE 0304-21))	130 °C
Relative insulation material temperature index (Elec., UL 746 B)	130 °C
Fire protection for rail vehicles (DIN EN 45545-2) R22	HL 1 - HL 3
Fire protection for rail vehicles (DIN EN 45545-2) R23	HL 1 - HL 3
Fire protection for rail vehicles (DIN EN 45545-2) R24	HL 1 - HL 3
Fire protection for rail vehicles (DIN EN 45545-2) R26	HL 1 - HL 3
Calorimetric heat release NFPA 130 (ASTM E 1354)	28 MJ/kg
Surface flammability NFPA 130 (ASTM E 162)	passed
Specific optical density of smoke NFPA 130 (ASTM E 662)	passed
Smoke gas toxicity NFPA 130 (SMP 800C)	passed

Electrical tests

Surge voltage test

Test voltage setpoint	9.8 kV
Result	Test passed
Short-time withstand current 6 mm ²	0.72 kA
Result	Test passed

Power-frequency withstand voltage

Test voltage setpoint	2.2 kV
Result	Test passed

3060571

<https://www.phoenixcontact.com/us/products/3060571>

Mechanical properties

Mechanical data

Open side panel	Yes
-----------------	-----

Mechanical tests

Attachment on the carrier

DIN rail/fixing support	NS 35
Result	Test passed

Environmental and real-life conditions

Service life

Insertion/withdrawal cycles	100
-----------------------------	-----

Needle-flame test

Time of exposure	30 s
Result	Test passed

Oscillation/broadband noise

Specification	DIN EN 50155 (VDE 0115-200):2022-06
Spectrum	Long life test category 1, class B, body mounted
Frequency	$f_1 = 5 \text{ Hz}$ to $f_2 = 150 \text{ Hz}$
ASD level	$0.964 \text{ (m/s}^2\text{)}^2\text{/Hz}$
Acceleration	0.58g
Test duration per axis	5 h
Test directions	X-, Y- and Z-axis
Result	Test passed

Shocks

Specification	DIN EN 50155 (VDE 0115-200):2022-06
Pulse shape	Half-sine
Acceleration	5g
Shock duration	30 ms
Number of shocks per direction	3
Test directions	X-, Y- and Z-axis (pos. and neg.)
Result	Test passed

Ambient conditions

Ambient temperature (operation)	-60 °C ... 100 °C (max. operating temperature range including self-heating, see derating curve)
Ambient temperature (storage/transport)	-25 °C ... 60 °C (for a short time, not exceeding 24 h, -60 °C to +70 °C)
Ambient temperature (assembly)	-5 °C ... 70 °C
Ambient temperature (actuation)	-5 °C ... 70 °C
Permissible humidity (operation)	20 % ... 90 %

UT 6-QUATTRO/2P BU - Feed-through terminal block



3060571

<https://www.phoenixcontact.com/us/products/3060571>

Permissible humidity (storage/transport)	30 % ... 70 %
--	---------------

Standards and regulations

Connection in acc. with standard	IEC 61984
----------------------------------	-----------

Mounting

Mounting type	NS 35/7,5
	NS 35/15

UT 6-QUATTRO/2P BU - Feed-through terminal block

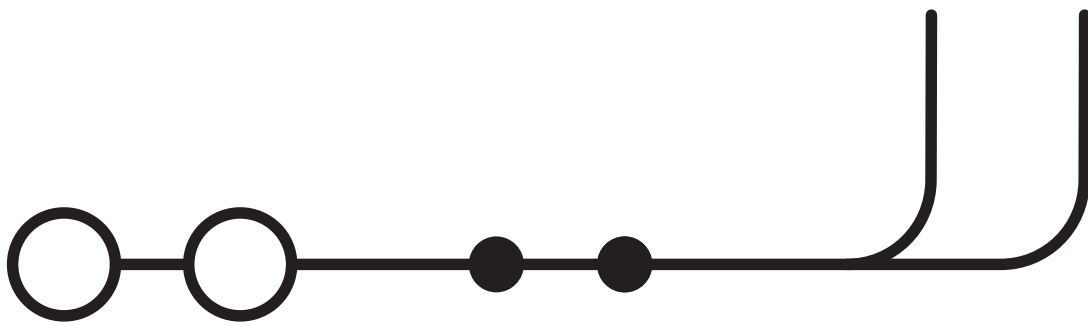


3060571

<https://www.phoenixcontact.com/us/products/3060571>

Drawings

Circuit diagram



UT 6-QUATTRO/2P BU - Feed-through terminal block





3060571


<https://www.phoenixcontact.com/us/products/3060571>


Approvals


To download certificates, visit the product detail page: <https://www.phoenixcontact.com/us/products/3060571>

 CSA Approval ID: 13631
--

 IECEE CB Scheme Approval ID: DE1-62748				
	Nominal voltage U_N	Nominal current I_N	Cross section AWG	Cross section mm^2
keine				
	1000 V	41 A	-	0.2 - 10

 cULus Recognized Approval ID: E60425				
	Nominal voltage U_N	Nominal current I_N	Cross section AWG	Cross section mm^2
B				
	600 V	40 A	24 - 8	-
C				
	600 V	40 A	24 - 8	-

 VDE report with production monitoring Approval ID: 40034876				
	Nominal voltage U_N	Nominal current I_N	Cross section AWG	Cross section mm^2
keine				
	1000 V	41 A	-	0.2 - 10

 CSA Approval ID: 13631
--

UT 6-QUATTRO/2P BU - Feed-through terminal block



3060571

<https://www.phoenixcontact.com/us/products/3060571>

Classifications

ECLASS

ECLASS-13.0	27250117
ECLASS-15.0	27250117

ETIM

ETIM 10.0	EC000897
-----------	----------

UNSPSC

UNSPSC 21.0	39121400
-------------	----------

UT 6-QUATTRO/2P BU - Feed-through terminal block



3060571

<https://www.phoenixcontact.com/us/products/3060571>

Environmental product compliance

EU RoHS

Fulfills EU RoHS substance requirements	Yes, No exemptions
---	--------------------

China RoHS

Environment friendly use period (EFUP)	EFUP-E
	No hazardous substances above the limits

EU REACH SVHC

REACH candidate substance (CAS No.)	No substance above 0.1 wt%
-------------------------------------	----------------------------

EF3.1 Climate Change

CO2e kg	0.283 kg CO2e
---------	---------------

Phoenix Contact 2026 © - all rights reserved
<https://www.phoenixcontact.com>

Phoenix Contact USA
586 Fulling Mill Road
Middletown, PA 17057, United States
(+717) 944-1300
info@phoenixcon.com