


QTCU 2,5-TWIN BU - Feed-through terminal block



3050316

<https://www.phoenixcontact.com/us/products/3050316>

Please be informed that the data shown in this PDF document is generated from our online catalog. Please find the complete data in the user documentation. Our general terms of use for downloads are valid.



Feed-through terminal block, nom. voltage: 800 V, nominal current: 24 A, connection method: Quick connection, Rated cross section: 2.5 mm², cross section: 0.5 mm² - 2.5 mm², connection method: Screw connection, Rated cross section: 2.5 mm², cross section: 0.14 mm² - 6 mm², mounting: NS 35/7,5, NS 35/15, color: blue

Your advantages

- The time-saving QUICKON fast connection is used on the control cabinet side
- The hybrid versions combine the advantages of the different connection technologies
- The screw connection is used on the connection side

Commercial data

Item number	3050316
Packing unit	50 pc
Minimum order quantity	50 pc
Sales key	BE03
Product key	BE3112
GTIN	4046356056151
Weight per piece (including packing)	14.84 g
Weight per piece (excluding packing)	14.604 g
Customs tariff number	85369010
Country of origin	CN

QTCU 2,5-TWIN BU - Feed-through terminal block



3050316

<https://www.phoenixcontact.com/us/products/3050316>

Technical data

Product properties

Product type	Hybrid terminal block
Number of connections	3
Number of rows	1
Potentials	1

Insulation characteristics

Overvoltage category	III
Degree of pollution	3

Electrical properties

Rated surge voltage	8 kV
Maximum power dissipation for nominal condition	0.77 W

Connection data

Number of connections per level	3
Frequency of connections with the same cross section	100
Nominal cross section	2.5 mm ²
Connection method	Quick connection
Material wire insulation	PVC / PE
Connection in acc. with standard	IEC 60947-7-1
Conductor cross-section rigid	0.5 mm ² ... 2.5 mm ²
Cross section AWG	20 ... 14 (converted acc. to IEC)
Conductor cross-section flexible	0.5 mm ² ... 2.5 mm ²
Conductor cross-section, flexible [AWG]	20 ... 14 (converted acc. to IEC)
Nominal cross section	2.5 mm ²
Nominal current	24 A
Maximum load current	24 A (with a 2.5 mm ² conductor cross-section)
Nominal voltage	800 V
Connection method	Screw connection
Screw thread	M3
Tightening torque	0.6 ... 0.8 Nm
Stripping length	9 mm
Connection in acc. with standard	IEC 60947-7-1
Conductor cross-section rigid	0.14 mm ² ... 6 mm ²
Cross section AWG	26 ... 10 (converted acc. to IEC)
Conductor cross-section flexible	0.14 mm ² ... 4 mm ²
Conductor cross-section flexible (ferrule without plastic sleeve)	0.14 mm ² ... 4 mm ²
Flexible conductor cross-section (ferrule with plastic sleeve)	0.14 mm ² ... 4 mm ²
2 conductors with same cross section, rigid	0.14 mm ² ... 1.5 mm ²
2 conductors with same cross section, flexible	0.14 mm ² ... 1.5 mm ²
2 conductors with same cross section, flexible, with ferrule	0.14 mm ² ... 1.5 mm ²

QTCU 2,5-TWIN BU - Feed-through terminal block



3050316

<https://www.phoenixcontact.com/us/products/3050316>

without plastic sleeve	
2 conductors with the same cross section, flexible, with TWIN ferrule with plastic sleeve	0.5 mm ² ... 2.5 mm ²
Nominal cross section	2.5 mm ²
Nominal current	24 A
Maximum load current	24 A (with 2.5 mm ² conductor connection cross section)
Nominal voltage	800 V

Ex data

Rated data (ATEX/IECEx)

Identification	Ⓜ II 2 GD Ex eb IIC Gb
Operating temperature range	-45 °C ... 90 °C
Ex-certified accessories	3050510 D-QTCU 2,5 TWIN 3206212 ATP-QTC TWIN 1204517 SZF 1-0,6X3,5 3022276 CLIPFIX 35-5 3022218 CLIPFIX 35
List of bridges	Plug-in bridge / FBS 2-6 / 3030336 Plug-in bridge / FBS 3-6 / 3030242 Plug-in bridge / FBS 4-6 / 3030255 Plug-in bridge / FBS 5-6 / 3030349 Plug-in bridge / FBS 10-6 / 3030271 Plug-in bridge / FBS 20-6 / 3030365
Bridge data	22.5 A / 2.5 mm ²
Ex temperature increase	40 K (25.1 A / 2.5 mm ²)
for bridging with bridge	550 V
- At bridging between non-adjacent terminal blocks	275 V
- At cut-to-length bridging with cover	220 V
- At cut-to-length bridging with partition plate	275 V
Rated insulation voltage	500 V
output	(Permanent)

Ex level General

Rated voltage	550 V
Rated current	22.5 A
Maximum load current	22.5 A
Contact resistance	0.7 mΩ

Ex connection data Fast connection

Nominal cross section	2.5 mm ²
Rated cross section AWG	14
Connection capacity rigid	0.5 mm ² ... 2.5 mm ²
Connection capacity AWG	20 ... 14
Connection capacity flexible	0.5 mm ² ... 2.5 mm ²
Connection capacity AWG	20 ... 14

QTCU 2,5-TWIN BU - Feed-through terminal block



3050316

<https://www.phoenixcontact.com/us/products/3050316>

Frequency of connections with the same cross section	100
--	-----

Ex connection data Screw connection

Stripping length	9 mm
Torque range	0.6 Nm ... 0.8 Nm
Nominal cross section	2.5 mm ²
Rated cross section AWG	14
Connection capacity rigid	0.14 mm ² ... 6 mm ²
Connection capacity AWG	26 ... 10
Connection capacity flexible	0.14 mm ² ... 4 mm ²
Connection capacity AWG	26 ... 12
2 conductors with same cross section, solid	0.14 mm ² ... 1.5 mm ²
2 conductors with the same cross-section AWG rigid	26 ... 16
2 conductors with same cross section, stranded	0.14 mm ² ... 1.5 mm ²
2 conductors with the same cross-section AWG flexible	26 ... 16

Dimensions

Width	6.2 mm
End cover width	2.2 mm
Height	82.5 mm
Depth on NS 35/7,5	42.8 mm
Depth on NS 35/15	50.3 mm

Material specifications

Color	blue (RAL 5015)
Flammability rating according to UL 94	V0
Insulating material group	I
Insulating material	PA
Static insulating material application in cold	-60 °C
Relative insulation material temperature index (Elec., UL 746 B)	130 °C
Fire protection for rail vehicles (DIN EN 45545-2) R22	HL 1 - HL 3
Fire protection for rail vehicles (DIN EN 45545-2) R23	HL 1 - HL 3
Fire protection for rail vehicles (DIN EN 45545-2) R24	HL 1 - HL 3
Fire protection for rail vehicles (DIN EN 45545-2) R26	HL 1 - HL 3
Surface flammability NFPA 130 (ASTM E 162)	passed
Specific optical density of smoke NFPA 130 (ASTM E 662)	passed
Smoke gas toxicity NFPA 130 (SMP 800C)	passed

Cable/line

Wire diameter incl. insulation	3.8 mm
--------------------------------	--------

Electrical tests

Surge voltage test

Test voltage setpoint	9.8 kV
-----------------------	--------

QTCU 2,5-TWIN BU - Feed-through terminal block



3050316

<https://www.phoenixcontact.com/us/products/3050316>

Result	Test passed
--------	-------------

Temperature-rise test

Requirement temperature-rise test	Increase in temperature ≤ 45 K
Result	Test passed
Short-time withstand current 2.5 mm ²	0.3 kA
Result	Test passed

Power-frequency withstand voltage

Test voltage setpoint	2 kV
Result	Test passed

Mechanical properties

Mechanical data

Open side panel	Yes
-----------------	-----

Mechanical tests

Mechanical strength

Result	Test passed
--------	-------------

Attachment on the carrier

DIN rail/fixing support	NS 35
Test force setpoint	1 N
Result	Test passed

Test for conductor damage and slackening

Rotation speed	10 rpm
Revolutions	135
Conductor cross-section/weight	0.2 mm ² / 0.2 kg
	4 mm ² / 0.9 kg
	6 mm ² / 1.4 kg
Result	Test passed

Environmental and real-life conditions

Aging

Temperature cycles	192
Result	Test passed

Needle-flame test

Time of exposure	30 s
Result	Test passed

Ambient conditions

Ambient temperature (operation)	-60 °C ... 110 °C (Operating temperature range incl. self-heating; for max. short-term operating temperature, see RTI Elec.)
---------------------------------	--

QTCU 2,5-TWIN BU - Feed-through terminal block



3050316

<https://www.phoenixcontact.com/us/products/3050316>

Ambient temperature (storage/transport)	-25 °C ... 60 °C (for a short time, not exceeding 24 h, -60 °C to +70 °C)
Ambient temperature (assembly)	-5 °C ... 70 °C
Ambient temperature (actuation)	-5 °C ... 70 °C
Permissible humidity (operation)	20 % ... 90 %
Permissible humidity (storage/transport)	30 % ... 70 %

Standards and regulations

Connection in acc. with standard	IEC 60947-7-1
	IEC 60947-7-1

Mounting

Mounting type	NS 35/7,5
	NS 35/15

QTCU 2,5-TWIN BU - Feed-through terminal block



3050316

<https://www.phoenixcontact.com/us/products/3050316>

Drawings

Circuit diagram



QTCU 2,5-TWIN BU - Feed-through terminal block




3050316


<https://www.phoenixcontact.com/us/products/3050316>


Approvals


To download certificates, visit the product detail page: <https://www.phoenixcontact.com/us/products/3050316>


 cULus Recognized Approval ID: E60425		Nominal voltage U_N	Nominal current I_N	Cross section AWG	Cross section mm^2
B					
Screw connection	600 V	15 A	26 - 10	-	
Fast connection	600 V	15 A	20 - 14	-	
C					
Screw connection	600 V	15 A	26 - 10	-	
Fast connection	600 V	15 A	20 - 14	-	

 IECEX Approval ID: IECEXKIWA19.0011U	
--	--

 ATEX Approval ID: KIWA19ATEX0019U	
---	--

 CCC Approval ID: 2020322313000625	
---	--

 UKCA-EX Approval ID: CSAE 22UKEX1429U	
---	--

 EAC Ex Approval ID: KZ 7500525010101950	
---	--

QTCU 2,5-TWIN BU - Feed-through terminal block



3050316

<https://www.phoenixcontact.com/us/products/3050316>

Classifications

ECLASS

ECLASS-13.0

27250201

ETIM

ETIM 9.0

EC000897

UNSPSC

UNSPSC 21.0

39121400

QTCU 2,5-TWIN BU - Feed-through terminal block



3050316

<https://www.phoenixcontact.com/us/products/3050316>

Environmental product compliance

EU RoHS

Fulfills EU RoHS substance requirements	Yes
Exemption	6(c)

China RoHS

Environment friendly use period (EFUP)	EFUP-50
	An article-related China RoHS declaration table can be found in the download area for the respective article under "Manufacturer declaration". For all articles with EFUP-E, no China RoHS declaration table issued and required.

EU REACH SVHC

REACH candidate substance (CAS No.)	Lead(CAS: 7439-92-1)
SCIP	3aa19d5e-c127-45d9-8f74-9b4151468590

Phoenix Contact 2026 © - all rights reserved

<https://www.phoenixcontact.com>

Phoenix Contact USA
586 Fulling Mill Road
Middletown, PA 17057, United States
(+717) 944-1300
info@phoenixcon.com