


# QTCU 1,5-TWIN-PE - Protective conductor terminal block



3050060

<https://www.phoenixcontact.com/us/products/3050060>

Please be informed that the data shown in this PDF document is generated from our online catalog. Please find the complete data in the user documentation. Our general terms of use for downloads are valid.



Protective conductor terminal block, connection method: Quick connection, cross section: 0.25 mm<sup>2</sup> - 1.5 mm<sup>2</sup>, connection method: Screw connection, cross section: 0.14 mm<sup>2</sup> - 4 mm<sup>2</sup>, mounting: NS 35/7,5, NS 35/15, color: green-yellow

## Your advantages

- Same shape and pitch as the feed-through terminal blocks
- Contact is made free from mechanical and electrical errors by simply snapping onto the DIN rail
- All the requirements of standard IEC 60947-7-2 are met

## Commercial data

Item number	3050060
Packing unit	50 pc
Minimum order quantity	50 pc
Sales key	BE03
Product key	BE3129
GTIN	4017918975777
Weight per piece (including packing)	14.92 g
Weight per piece (excluding packing)	13.6 g
Customs tariff number	85369010
Country of origin	CN

# QTCU 1,5-TWIN-PE - Protective conductor terminal block



3050060

<https://www.phoenixcontact.com/us/products/3050060>

## Technical data

### Product properties

Product type	Ground terminal block
Number of connections	3
Number of rows	1

### Insulation characteristics

Overvoltage category	III
Degree of pollution	3

### Electrical properties

Rated surge voltage	8 kV
Maximum power dissipation for nominal condition	0.56 W

### Connection data

Grounding foot	Yes
Number of connections per level	3
Frequency of connections with the same cross section	100
Nominal cross section	1.5 mm <sup>2</sup>
Connection method	Quick connection
Note	Please observe the current carrying capacity of the DIN rails.
Material wire insulation	PVC / PE
Connection in acc. with standard	IEC 60947-7-2
Conductor cross-section rigid	0.25 mm <sup>2</sup> ... 1.5 mm <sup>2</sup>
Cross section AWG	24 ... 16 (converted acc. to IEC)
Conductor cross-section flexible	0.25 mm <sup>2</sup> ... 1.5 mm <sup>2</sup>
Conductor cross-section, flexible [AWG]	24 ... 16 (converted acc. to IEC)
Cross section, sensor conductors	0.25 mm <sup>2</sup> ... 0.34 mm <sup>2</sup>
Connection method	Screw connection
Screw thread	M3
Tightening torque	0.5 ... 0.6 Nm
Stripping length	9 mm
Connection in acc. with standard	IEC 60947-7-2
Conductor cross-section rigid	0.14 mm <sup>2</sup> ... 4 mm <sup>2</sup>
Cross section AWG	26 ... 12 (converted acc. to IEC)
Conductor cross-section flexible	0.14 mm <sup>2</sup> ... 2.5 mm <sup>2</sup>
Conductor cross-section flexible (ferrule without plastic sleeve)	0.14 mm <sup>2</sup> ... 2.5 mm <sup>2</sup>
Flexible conductor cross-section (ferrule with plastic sleeve)	0.14 mm <sup>2</sup> ... 2.5 mm <sup>2</sup>

### Ex data

#### Rated data (ATEX/IECEx)

Identification	⊕ II 2 GD Ex eb IIC Gb
----------------	------------------------

# QTCU 1,5-TWIN-PE - Protective conductor terminal block



3050060

<https://www.phoenixcontact.com/us/products/3050060>

Operating temperature range	-45 °C ... 90 °C
Ex-certified accessories	3206296 D-QTCU 1,5-TWIN
	1204517 SZF 1-0,6X3,5
	3022276 CLIPFIX 35-5
	3022218 CLIPFIX 35
output	(Permanent)

## Ex connection data Fast connection

Nominal cross section	1.5 mm <sup>2</sup>
Rated cross section AWG	16
Connection capacity rigid	0.25 mm <sup>2</sup> ... 1.5 mm <sup>2</sup>
Connection capacity AWG	24 ... 16
Connection capacity flexible	0.25 mm <sup>2</sup> ... 1.5 mm <sup>2</sup>
Connection capacity AWG	24 ... 16
Frequency of connections with the same cross section	100

## Ex connection data Screw connection

Torque range	0.5 Nm ... 0.6 Nm
Nominal cross section	1.5 mm <sup>2</sup>
Rated cross section AWG	16
Connection capacity rigid	0.14 mm <sup>2</sup> ... 4 mm <sup>2</sup>
Connection capacity AWG	26 ... 12
Connection capacity flexible	0.14 mm <sup>2</sup> ... 2.5 mm <sup>2</sup>
Connection capacity AWG	26 ... 14

## Dimensions

Width	5.2 mm
End cover width	2.2 mm
Height	76.4 mm
Depth on NS 35/7,5	42.8 mm
Depth on NS 35/15	50.3 mm

## Material specifications

Color	green-yellow
Flammability rating according to UL 94	V0
Insulating material group	I
Insulating material	PA
Static insulating material application in cold	-60 °C
Relative insulation material temperature index (Elec., UL 746 B)	130 °C
Fire protection for rail vehicles (DIN EN 45545-2) R22	HL 1 - HL 3
Fire protection for rail vehicles (DIN EN 45545-2) R23	HL 1 - HL 3
Fire protection for rail vehicles (DIN EN 45545-2) R24	HL 1 - HL 3
Fire protection for rail vehicles (DIN EN 45545-2) R26	HL 1 - HL 3
Surface flammability NFPA 130 (ASTM E 162)	passed
Specific optical density of smoke NFPA 130 (ASTM E 662)	passed

# QTCU 1,5-TWIN-PE - Protective conductor terminal block



3050060

<https://www.phoenixcontact.com/us/products/3050060>

Smoke gas toxicity NFPA 130 (SMP 800C)	passed
--	--------

## Cable/line

Wire diameter incl. insulation	3 mm
--------------------------------	------

## Mechanical properties

### Mechanical data

Open side panel	Yes
-----------------	-----

## Environmental and real-life conditions

### Ambient conditions

Ambient temperature (operation)	-60 °C ... 110 °C (Operating temperature range incl. self-heating; for max. short-term operating temperature, see RTI Elec.)
Ambient temperature (storage/transport)	-25 °C ... 60 °C (for a short time, not exceeding 24 h, -60 °C to +70 °C)
Ambient temperature (assembly)	-5 °C ... 70 °C
Ambient temperature (actuation)	-5 °C ... 70 °C
Permissible humidity (operation)	20 % ... 90 %
Permissible humidity (storage/transport)	30 % ... 70 %

## Standards and regulations

Connection in acc. with standard	IEC 60947-7-2
	IEC 60947-7-2

## Mounting

Mounting type	NS 35/7,5
	NS 35/15

# QTCU 1,5-TWIN-PE - Protective conductor terminal block

3050060

<https://www.phoenixcontact.com/us/products/3050060>

## Drawings

Circuit diagram



# QTCU 1,5-TWIN-PE - Protective conductor terminal block





3050060


<https://www.phoenixcontact.com/us/products/3050060>


## Approvals

To download certificates, visit the product detail page: <https://www.phoenixcontact.com/us/products/3050060>

 <b>cULus Recognized</b> Approval ID: E60425				
	Nominal voltage $U_N$	Nominal current $I_N$	Cross section AWG	Cross section $mm^2$
<b>B</b>				
Screw connection	-	-	26 - 12	-
Fast connection	-	-	24 - 16	-
<b>C</b>				
Screw connection	-	-	26 - 12	-
Fast connection	-	-	24 - 16	-


 <b>CSA</b> Approval ID: 158887				
	Nominal voltage $U_N$	Nominal current $I_N$	Cross section AWG	Cross section $mm^2$
keine				
Screw connection	-	-	26 - 12	-
Fast connection	-	-	24 - 16	-

 <b>IECEX</b> Approval ID: IECEXKIWA19.0011U				
--	--	--	--	--

 <b>ATEX</b> Approval ID: KIWA19ATEX0019U				
---	--	--	--	--

 <b>CCC</b> Approval ID: 2020322313000625				
---	--	--	--	--

 <b>UKCA-EX</b> Approval ID: CSAE 22UKEX1429U				
---	--	--	--	--

 <b>EAC Ex</b> Approval ID: KZ 7500525010101950				
---	--	--	--	--

# QTCU 1,5-TWIN-PE - Protective conductor terminal block



3050060

<https://www.phoenixcontact.com/us/products/3050060>

## Classifications

### ECLASS

ECLASS-13.0

27250202

### ETIM

ETIM 9.0

EC000901

### UNSPSC

UNSPSC 21.0

39121400

# QTCU 1,5-TWIN-PE - Protective conductor terminal block



3050060

<https://www.phoenixcontact.com/us/products/3050060>

## Environmental product compliance

### EU RoHS

Fulfills EU RoHS substance requirements	Yes
Exemption	6(c)

### China RoHS

Environment friendly use period (EFUP)	EFUP-50
	An article-related China RoHS declaration table can be found in the download area for the respective article under "Manufacturer declaration". For all articles with EFUP-E, no China RoHS declaration table issued and required.

### EU REACH SVHC

REACH candidate substance (CAS No.)	Lead(CAS: 7439-92-1)
SCIP	20fad62d-dbc2-4b07-8e04-751f6e95a643

Phoenix Contact 2026 © - all rights reserved  
<https://www.phoenixcontact.com>

Phoenix Contact USA  
586 Fulling Mill Road  
Middletown, PA 17057, United States  
(+717) 944-1300  
[info@phoenixcon.com](mailto:info@phoenixcon.com)