


RT 8 BU - Bolt connection terminal block



3049148

<https://www.phoenixcontact.com/us/products/3049148>

Please be informed that the data shown in this PDF document is generated from our online catalog. Please find the complete data in the user documentation. Our general terms of use for downloads are valid.



Feed-through terminal block with bolt connection method, cross section: 2.5 - 35 mm², AWG: 14 - 2, width 20.2 mm, color: blue

Your advantages

- Quick ring cable lug wiring due to the hinged cover
- Secure connection: The screws are secured by captive disk springs
- The hinged cover covers the live metal parts including the insulated cable lugs in the clamping area so that they are touch proof
- High conductor pull-out forces and contact force for high durability
- Space-saving multi-conductor connection possible
- Full flexibility thanks to the standardized CLIPLINE complete bridging, marking, and testing accessories
- Vibration-resistant conductor connection

Commercial data

Item number	3049148
Packing unit	25 pc
Minimum order quantity	25 pc
Sales key	BE43
Product key	BE4313
GTIN	4046356284677
Weight per piece (including packing)	96 g
Weight per piece (excluding packing)	95.7 g
Customs tariff number	85369010
Country of origin	CN

RT 8 BU - Bolt connection terminal block



3049148

<https://www.phoenixcontact.com/us/products/3049148>

Technical data

Notes

General	Note: the BE-RT... path extension is to be used for non-insulated cable lugs (see accessories).
---------	---

General

Note	The rated insulation voltage applies to insulated cable lugs acc. to DIN 46237:1970-07 and for uninsulated cable lugs acc. to DIN 46234:1980-03 with path extension.
------	--

Product properties

Product type	Bolt connection terminal block
Product family	RT
Area of application	Railway industry
	Machine building
	Plant engineering
	Process industry
Number of positions	1
Number of connections	2
Number of rows	1
Potentials	1

Insulation characteristics

Overvoltage category	III
Degree of pollution	3

Electrical properties

Rated surge voltage	8 kV
Maximum power dissipation for nominal condition	4.06 W

Connection data

Number of connections per level	2
Nominal cross section	35 mm ²

Level 1 above 1 below 1

Connection method	Bolt connection
Screw thread	M8
Connection in acc. with standard	IEC 60947-7-1
Nominal cross section	35 mm ²
Nominal current	125 A
Maximum load current	125 A (with 35 mm ² conductor cross-section)
Nominal voltage	1000 V (Rated voltage for open disconnect point 500 V)

Cable lug connection DIN 46234:1980-03

Connection in acc. with standard	DIN 46234:1980-03
----------------------------------	-------------------

RT 8 BU - Bolt connection terminal block



3049148

<https://www.phoenixcontact.com/us/products/3049148>

Cross section	2.5 mm ² ... 35 mm ²
Cross section range AWG	14 ... 2 (converted acc. to IEC)
Hole diameter	8.4 mm
Width	16 mm
Bolt diameter	8 mm
Screw thread	M8
Tightening torque	4.5 ... 5 Nm
Connection in acc. with standard	DIN 46235:1983-07
Cross section	16 mm ² ... 25 mm ²
Cross section range AWG	(converted acc. to IEC)
Hole diameter	8.4 mm
Width	14 mm
Bolt diameter	8 mm
Screw thread	M8
Tightening torque	4.5 ... 5 Nm
Connection in acc. with standard	DIN 46237:1970-07
Cross section	2.5 mm ² ... 6 mm ²
Cross section range AWG	(converted acc. to IEC)
Hole diameter	8.4 mm
Width	14 mm
Bolt diameter	8 mm
Identification color of ring cable lugs : blue	2.5 mm ²
Identification color of ring cable lugs : yellow	6 mm ²

Ex data

Rated data (ATEX/IECEx)

Identification	Ⓔ II 2 G Ex eb IIC Gb
Operating temperature range	-60 °C ... 110 °C
Ex-certified accessories	3049194 D-RT 8 3003062 TPN-UK 3049916 BE-RT 8 1205066 SZS 1,0X4,0 VDE 3022276 CLIPFIX 35-5
List of bridges	Plug-in bridge / FBS 2-10 / 3005947 Plug-in bridge / FBS 5-10 / 3005948
Bridge data	57 A (10 mm ²)
Ex temperature increase	40 K (125 A / 35 mm ²)
for bridging with bridge	690 V
Rated insulation voltage	630 V
output	(Permanent)

Ex level General

Rated voltage	690 V
Rated current	125 A

RT 8 BU - Bolt connection terminal block



3049148

<https://www.phoenixcontact.com/us/products/3049148>

Maximum load current	125 A
Contact resistance	0.09 mΩ

Ex connection data General

Torque range	4.5 Nm ... 5 Nm
Nominal cross section	35 mm ²
Rated cross section AWG	2
Connection capacity rigid	2.5 mm ² ... 35 mm ²
Connection capacity AWG	14 ... 2
Connection capacity flexible	2.5 mm ² ... 35 mm ²
Connection capacity AWG	14 ... 2

Dimensions

Width	20.3 mm
End cover width	2.2 mm
Height	84 mm
Depth on NS 35/7,5	63.8 mm
Depth on NS 35/15	71.3 mm

Material specifications

Color	blue (RAL 5015)
Flammability rating according to UL 94	V0
Insulating material group	I
Insulating material	PA

Electrical tests

Surge voltage test

Test voltage setpoint	9.8 kV
Result	Test passed

Temperature-rise test

Requirement temperature-rise test	Increase in temperature ≤ 45 K
Result	Test passed
Short-time withstand current 35 mm ²	4.2 kA
Result	Test passed

Power-frequency withstand voltage

Test voltage setpoint	2.2 kV
Result	Test passed

Mechanical properties

Mechanical data

Open side panel	Yes
-----------------	-----

Mechanical tests

RT 8 BU - Bolt connection terminal block



3049148

<https://www.phoenixcontact.com/us/products/3049148>

Mechanical strength

Result	Test passed
--------	-------------

Attachment on the carrier

DIN rail/fixing support	NS 32/NS 35
Result	Test passed

Test for conductor damage and slackening

Rotation speed	10 (+/- 2) rpm
Revolutions	135
Conductor cross-section/weight	35 mm ² / 6.8 kg
Result	Test passed

Environmental and real-life conditions

Needle-flame test

Time of exposure	30 s
Result	Test passed

Oscillation/broadband noise

Specification	DIN EN 50155 (VDE 0115-200):2022-06
Spectrum	Long life test category 2, bogie-mounted
Frequency	$f_1 = 5 \text{ Hz}$ to $f_2 = 250 \text{ Hz}$
ASD level	6.12 (m/s ²) ² /Hz
Acceleration	3.12g
Test duration per axis	5 h
Test directions	X-, Y- and Z-axis
Result	Test passed

Shocks

Specification	DIN EN 50155 (VDE 0115-200):2008-03
Pulse shape	Half-sine
Acceleration	30g
Shock duration	18 ms
Number of shocks per direction	3
Test directions	X-, Y- and Z-axis (pos. and neg.)
Result	Test passed

Ambient conditions

Ambient temperature (operation)	-60 °C ... 110 °C (Operating temperature range incl. self-heating; for max. short-term operating temperature, see RTI Elec.)
Ambient temperature (storage/transport)	-25 °C ... 60 °C (for a short time, not exceeding 24 h, -60 °C to +70 °C)
Ambient temperature (assembly)	-5 °C ... 70 °C
Ambient temperature (actuation)	-5 °C ... 70 °C
Permissible humidity (operation)	20 % ... 90 %
Permissible humidity (storage/transport)	30 % ... 70 %

RT 8 BU - Bolt connection terminal block



3049148

<https://www.phoenixcontact.com/us/products/3049148>

Standards and regulations

Connection in acc. with standard	IEC 60947-7-1
----------------------------------	---------------

Mounting

Mounting type	NS 35/7,5
	NS 35/15

RT 8 BU - Bolt connection terminal block



3049148

<https://www.phoenixcontact.com/us/products/3049148>

Drawings

Circuit diagram



RT 8 BU - Bolt connection terminal block





3049148


<https://www.phoenixcontact.com/us/products/3049148>


Approvals


To download certificates, visit the product detail page: <https://www.phoenixcontact.com/us/products/3049148>


	IECEE CB Scheme Approval ID: DE1-62814
---	--

	VDE approval of drawings Approval ID: 40022553			
	Nominal voltage U_N	Nominal current I_N	Cross section AWG	Cross section mm^2
keine				
	1000 V	125 A	-	2.5 - 35

	cULus Recognized Approval ID: E60425			
	Nominal voltage U_N	Nominal current I_N	Cross section AWG	Cross section mm^2
B				
	600 V	130 A	-	-
C				
	600 V	130 A	-	-

	EAC Ex Approval ID: KZ 7500525010101950
---	---

	IECEX Approval ID: IECEXPTB08.0063U			
	Nominal voltage U_N	Nominal current I_N	Cross section AWG	Cross section mm^2
keine				
	690 V	125 A	-	2.5 - 35

	ATEX Approval ID: PTB09ATEX1003U			
	Nominal voltage U_N	Nominal current I_N	Cross section AWG	Cross section mm^2
keine				
	690 V	125 A	-	2.5 - 35

	CCC Approval ID: 2020322313000627
---	---

RT 8 BU - Bolt connection terminal block



3049148

<https://www.phoenixcontact.com/us/products/3049148>



UKCA-EX

Approval ID: CSAE 22UKEX1085U

RT 8 BU - Bolt connection terminal block



3049148

<https://www.phoenixcontact.com/us/products/3049148>

Classifications

ECLASS

ECLASS-13.0	27250101
ECLASS-15.0	27250101

ETIM

ETIM 10.0	EC000897
-----------	----------

UNSPSC

UNSPSC 21.0	39121400
-------------	----------

RT 8 BU - Bolt connection terminal block



3049148

<https://www.phoenixcontact.com/us/products/3049148>

Environmental product compliance

EU RoHS

Fulfills EU RoHS substance requirements	Yes, No exemptions
---	--------------------

China RoHS

Environment friendly use period (EFUP)	EFUP-E
	No hazardous substances above the limits

EU REACH SVHC

REACH candidate substance (CAS No.)	No substance above 0.1 wt%
-------------------------------------	----------------------------

Phoenix Contact 2026 © - all rights reserved
<https://www.phoenixcontact.com>

Phoenix Contact USA
586 Fulling Mill Road
Middletown, PA 17057, United States
(+717) 944-1300
info@phoenixcon.com