


# UDK 4 RD - Feed-through terminal block



3048658

<https://www.phoenixcontact.com/us/products/3048658>

Please be informed that the data shown in this PDF document is generated from our online catalog. Please find the complete data in the user documentation. Our general terms of use for downloads are valid.



Feed-through terminal block, nom. voltage: 630 V, nominal current: 32 A, number of connections: 4, number of positions: 1, connection method: Screw connection, Rated cross section: 4 mm<sup>2</sup>, 1 level, cross section: 0.2 mm<sup>2</sup> - 6 mm<sup>2</sup>, mounting type: NS 35/7,5, NS 35/15, NS 32, color: red

## Your advantages

- Two connection points on each side to accommodate several conductors
- Double bridge shaft enables individual potential distribution and supply

## Commercial data

Item number	3048658
Packing unit	50 pc
Minimum order quantity	50 pc
Sales key	BE12
Product key	BE1213
GTIN	4046356115599
Weight per piece (including packing)	15.176 g
Weight per piece (excluding packing)	15.176 g
Customs tariff number	85369010
Country of origin	CN

# UDK 4 RD - Feed-through terminal block



3048658

<https://www.phoenixcontact.com/us/products/3048658>

## Technical data

### Product properties

Product type	Multi-conductor terminal block
Product family	UDK
Number of positions	1
Number of connections	4
Number of rows	1
Potentials	1

### Insulation characteristics

Overvoltage category	III
Degree of pollution	3

### Electrical properties

Rated surge voltage	8 kV
Maximum power dissipation for nominal condition	1.02 W

### Connection data

Number of connections per level	4
Nominal cross section	4 mm <sup>2</sup>

#### 1 level

Connection method	Screw connection
Screw thread	M3
Tightening torque	0.5 ... 0.6 Nm
Stripping length	8 mm
Internal cylindrical gage	A3
Connection in acc. with standard	IEC 60947-7-1
Conductor cross-section rigid	0.2 mm <sup>2</sup> ... 6 mm <sup>2</sup>
Cross section AWG	24 ... 10 (converted acc. to IEC)
Conductor cross-section flexible	0.2 mm <sup>2</sup> ... 4 mm <sup>2</sup>
Conductor cross-section, flexible [AWG]	24 ... 12 (converted acc. to IEC)
Conductor cross-section flexible (ferrule without plastic sleeve)	0.25 mm <sup>2</sup> ... 4 mm <sup>2</sup>
Flexible conductor cross-section (ferrule with plastic sleeve)	0.25 mm <sup>2</sup> ... 1.5 mm <sup>2</sup>
Cross-section with insertion bridge, rigid	2.5 mm <sup>2</sup>
Cross-section with insertion bridge, flexible	2.5 mm <sup>2</sup>
2 conductors with same cross section, rigid	0.2 mm <sup>2</sup> ... 1 mm <sup>2</sup>
2 conductors with same cross section, flexible	0.2 mm <sup>2</sup> ... 1.5 mm <sup>2</sup>
2 conductors with same cross section, flexible, with ferrule without plastic sleeve	0.25 mm <sup>2</sup> ... 1.5 mm <sup>2</sup>
2 conductors with the same cross section, flexible, with TWIN ferrule with plastic sleeve	0.5 mm <sup>2</sup> ... 1 mm <sup>2</sup>
Nominal cross section	4 mm <sup>2</sup>
Nominal current	32 A (with 6 mm <sup>2</sup> conductor cross-section)

# UDK 4 RD - Feed-through terminal block



3048658

<https://www.phoenixcontact.com/us/products/3048658>

Maximum load current	32 A (In the case of a 6 mm <sup>2</sup> conductor cross-section, the maximum load current must not be exceeded by the total current of all connected conductors)
Nominal voltage	630 V

## Dimensions

Width	6.2 mm
End cover width	1.5 mm
Height	63.5 mm
Depth on NS 32	52 mm
Depth on NS 35/7,5	47 mm
Depth on NS 35/15	54.5 mm

## Material specifications

Color	red (RAL 3001)
Flammability rating according to UL 94	V0
Insulating material group	I
Insulating material	PA
Static insulating material application in cold	-60 °C
Relative insulation material temperature index (Elec., UL 746 B)	125 °C

## Electrical tests

### Surge voltage test

Test voltage setpoint	9.8 kV
Result	Test passed

### Temperature-rise test

Requirement temperature-rise test	Increase in temperature ≤ 45 K
Result	Test passed
Short-time withstand current 4 mm <sup>2</sup>	0.48 kA
Result	Test passed

### Power-frequency withstand voltage

Test voltage setpoint	1.89 kV
Result	Test passed

## Mechanical properties

### Mechanical data

Open side panel	No
-----------------	----

## Mechanical tests

### Mechanical strength

Result	Test passed
--------	-------------

### Attachment on the carrier

# UDK 4 RD - Feed-through terminal block



3048658

<https://www.phoenixcontact.com/us/products/3048658>

DIN rail/fixing support	NS 32/NS 35
Test force setpoint	1 N
Result	Test passed

## Test for conductor damage and slackening

Rotation speed	10 (+/- 2) rpm
Revolutions	135
Conductor cross-section/weight	0.2 mm <sup>2</sup> / 0.2 kg
	4 mm <sup>2</sup> / 0.9 kg
	6 mm <sup>2</sup> / 1.4 kg
Result	Test passed

## Environmental and real-life conditions

### Needle-flame test

Time of exposure	30 s
Result	Test passed

### Ambient conditions

Ambient temperature (operation)	-60 °C ... 110 °C (Operating temperature range incl. self-heating; for max. short-term operating temperature, see RTI Elec.)
Ambient temperature (storage/transport)	-25 °C ... 60 °C (for a short time, not exceeding 24 h, -60 °C to +70 °C)
Ambient temperature (assembly)	-5 °C ... 70 °C
Ambient temperature (actuation)	-5 °C ... 70 °C ( )
Permissible humidity (operation)	20 % ... 90 %
Permissible humidity (storage/transport)	30 % ... 70 %

## Standards and regulations

Connection in acc. with standard	IEC 60947-7-1
----------------------------------	---------------

## Mounting

Mounting type	NS 35/7,5
	NS 35/15
	NS 32

# UDK 4 RD - Feed-through terminal block




3048658


<https://www.phoenixcontact.com/us/products/3048658>

## Approvals

To download certificates, visit the product detail page: <https://www.phoenixcontact.com/us/products/3048658>

 <b>CSA</b> Approval ID: 13631				
	Nominal voltage $U_N$	Nominal current $I_N$	Cross section AWG	Cross section $mm^2$
<b>B</b>				
	300 V	25 A	22 - 10	-
<b>C</b>				
	300 V	25 A	22 - 10	-
<b>D</b>				
	600 V	5 A	22 - 10	-

 <b>EAC</b> Approval ID: KZ7500651131219505				
---	--	--	--	--

 <b>cULus Recognized</b> Approval ID: E60425				
	Nominal voltage $U_N$	Nominal current $I_N$	Cross section AWG	Cross section $mm^2$
<b>B</b>				
Field wiring	300 V	30 A	30 - 10	-
Factory wiring	300 V	35 A	30 - 10	-
<b>C</b>				
Field wiring	300 V	30 A	30 - 10	-
Factory wiring	300 V	35 A	30 - 10	-
<b>D</b>				
	600 V	5 A	30 - 10	-

# UDK 4 RD - Feed-through terminal block



3048658

<https://www.phoenixcontact.com/us/products/3048658>

## Classifications

### ECLASS

ECLASS-13.0	27250101
ECLASS-15.0	27250101

### ETIM

ETIM 10.0	EC000897
-----------	----------

### UNSPSC

UNSPSC 21.0	39121400
-------------	----------

# UDK 4 RD - Feed-through terminal block



3048658

<https://www.phoenixcontact.com/us/products/3048658>

## Environmental product compliance

### EU RoHS

Fulfills EU RoHS substance requirements	Yes
Exemption	6(c)

### China RoHS

Environment friendly use period (EFUP)	EFUP-50
	An article-related China RoHS declaration table can be found in the download area for the respective article under "Manufacturer declaration". For all articles with EFUP-E, no China RoHS declaration table issued and required.

### EU REACH SVHC

REACH candidate substance (CAS No.)	Lead(CAS: 7439-92-1)
SCIP	de7958d3-9b9b-481a-b829-c054648e27e8

Phoenix Contact 2026 © - all rights reserved

<https://www.phoenixcontact.com>

Phoenix Contact USA  
586 Fulling Mill Road  
Middletown, PA 17057, United States  
(+717) 944-1300  
[info@phoenixcon.com](mailto:info@phoenixcon.com)