

# UK 5-MTK-P/P YE - Knife-disconnect terminal block



3048551

<https://www.phoenixcontact.com/us/products/3048551>

Please be informed that the data shown in this PDF document is generated from our online catalog. Please find the complete data in the user documentation. Our general terms of use for downloads are valid.



Knife-disconnect terminal block, With test socket screws for insertion of test plugs, nom. voltage: 500 V, nominal current: 16 A, 1 level, connection method: Screw connection, Rated cross section: 2.5 mm<sup>2</sup>, cross section: 0.2 mm<sup>2</sup> - 6 mm<sup>2</sup>, mounting: NS 32, NS 35/7,5, NS 35/15, color: yellow

## Your advantages

- High current carrying capacity of up to 16 A
- Space-saving design

## Commercial data

Item number	3048551
Packing unit	50 pc
Minimum order quantity	50 pc
Product key	BE1231
GTIN	4046356056090
Weight per piece (including packing)	13.245 g
Weight per piece (excluding packing)	12.435 g
Country of origin	CN

3048551

<https://www.phoenixcontact.com/us/products/3048551>

## Technical data

### Product properties

Product type	Disconnect terminal block
Number of positions	1
Number of connections	2
Number of rows	1
Potentials	1

### Insulation characteristics

Overvoltage category	III
Degree of pollution	3

### Electrical properties

Rated surge voltage	6 kV
Maximum power dissipation for nominal condition	1.02 W

### Connection data

Number of connections per level	2
Nominal cross section	4 mm <sup>2</sup>

#### 1 level

Connection method	Screw connection
Screw thread	M3
Tightening torque	0.5 ... 0.6 Nm
Stripping length	8 mm
Internal cylindrical gage	A3
Connection in acc. with standard	IEC 60947-7-1
Conductor cross-section rigid	0.2 mm <sup>2</sup> ... 6 mm <sup>2</sup>
Cross section AWG	24 ... 10 (converted acc. to IEC)
Conductor cross-section flexible	0.2 mm <sup>2</sup> ... 4 mm <sup>2</sup>
Conductor cross-section, flexible [AWG]	24 ... 12 (converted acc. to IEC)
Conductor cross-section flexible (ferrule without plastic sleeve)	0.25 mm <sup>2</sup> ... 4 mm <sup>2</sup>
Flexible conductor cross-section (ferrule with plastic sleeve)	0.25 mm <sup>2</sup> ... 2.5 mm <sup>2</sup>
Cross-section with insertion bridge, rigid	4 mm <sup>2</sup>
Cross-section with insertion bridge, flexible	4 mm <sup>2</sup>
2 conductors with same cross section, rigid	0.2 mm <sup>2</sup> ... 1.5 mm <sup>2</sup>
2 conductors with same cross section, flexible	0.2 mm <sup>2</sup> ... 1.5 mm <sup>2</sup>
2 conductors with same cross section, flexible, with ferrule without plastic sleeve	0.25 mm <sup>2</sup> ... 1.5 mm <sup>2</sup>
2 conductors with the same cross section, flexible, with TWIN ferrule with plastic sleeve	0.5 mm <sup>2</sup> ... 2.5 mm <sup>2</sup>
Nominal cross section	2.5 mm <sup>2</sup>
Nominal current	16 A
Maximum load current	16 A (with 4 mm <sup>2</sup> conductor cross-section)

# UK 5-MTK-P/P YE - Knife-disconnect terminal block



3048551

<https://www.phoenixcontact.com/us/products/3048551>

Nominal voltage	500 V
-----------------	-------

## Dimensions

Width	6.2 mm
Height	51 mm
Depth on NS 32	63.5 mm
Depth on NS 35/7,5	58.5 mm
Depth on NS 35/15	66 mm

## Material specifications

Color	yellow (RAL 1018)
Flammability rating according to UL 94	V0
Insulating material group	I
Insulating material	PA
Static insulating material application in cold	-60 °C
Relative insulation material temperature index (Elec., UL 746 B)	130 °C
Fire protection for rail vehicles (DIN EN 45545-2) R22	HL 1 - HL 3
Fire protection for rail vehicles (DIN EN 45545-2) R23	HL 1 - HL 3
Fire protection for rail vehicles (DIN EN 45545-2) R24	HL 1 - HL 3
Fire protection for rail vehicles (DIN EN 45545-2) R26	HL 1 - HL 3
Surface flammability NFPA 130 (ASTM E 162)	passed
Specific optical density of smoke NFPA 130 (ASTM E 662)	passed
Smoke gas toxicity NFPA 130 (SMP 800C)	passed

## Electrical tests

### Surge voltage test

Test voltage setpoint	7.3 kV
Result	Test passed

### Temperature-rise test

Requirement temperature-rise test	Increase in temperature $\leq$ 45 K
Result	Test passed
Short-time withstand current 1.5 mm <sup>2</sup>	0.18 kA
Result	Test passed

### Power-frequency withstand voltage

Test voltage setpoint	1.89 kV
Result	Test passed

## Mechanical properties

### Mechanical data

Open side panel	No
-----------------	----

## Mechanical tests

# UK 5-MTK-P/P YE - Knife-disconnect terminal block



3048551

<https://www.phoenixcontact.com/us/products/3048551>

## Mechanical strength

Result	Test passed
--------	-------------

## Attachment on the carrier

DIN rail/fixing support	NS 32/NS 35
Result	Test passed

## Test for conductor damage and slackening

Rotation speed	10 (+/- 2) rpm
Revolutions	135
Conductor cross-section/weight	0.2 mm <sup>2</sup> / 0.2 kg
	4 mm <sup>2</sup> / 0.9 kg
	6 mm <sup>2</sup> / 1.4 kg
Result	Test passed

## Environmental and real-life conditions

### Needle-flame test

Time of exposure	30 s
Result	Test passed

### Oscillation/broadband noise

Specification	DIN EN 50155 (VDE 0115-200):2022-06
Spectrum	Long life test category 2, bogie-mounted
Frequency	$f_1 = 5 \text{ Hz}$ to $f_2 = 250 \text{ Hz}$
ASD level	6.12 (m/s <sup>2</sup> ) <sup>2</sup> /Hz
Acceleration	3.12g
Test duration per axis	5 h
Test directions	X-, Y- and Z-axis
Result	Test passed

### Shocks

Pulse shape	Half-sine
Acceleration	30g
Shock duration	18 ms
Number of shocks per direction	3
Test directions	X-, Y- and Z-axis (pos. and neg.)
Result	Test passed

### Ambient conditions

Ambient temperature (operation)	-60 °C ... 110 °C (Operating temperature range incl. self-heating; for max. short-term operating temperature, see RTI Elec.)
Ambient temperature (storage/transport)	-25 °C ... 60 °C (for a short time, not exceeding 24 h, -60 °C to +70 °C)
Ambient temperature (assembly)	-5 °C ... 70 °C
Ambient temperature (actuation)	-5 °C ... 70 °C
Permissible humidity (operation)	20 % ... 90 %

# UK 5-MTK-P/P YE - Knife-disconnect terminal block



3048551

<https://www.phoenixcontact.com/us/products/3048551>

Permissible humidity (storage/transport)	30 % ... 70 %
--	---------------

## Standards and regulations

Connection in acc. with standard	IEC 60947-7-1
----------------------------------	---------------

## Mounting

Mounting type	NS 32
	NS 35/7,5
	NS 35/15

Drawings

Circuit diagram



# UK 5-MTK-P/P YE - Knife-disconnect terminal block





3048551


<https://www.phoenixcontact.com/us/products/3048551>

## Approvals

To download certificates, visit the product detail page: <https://www.phoenixcontact.com/us/products/3048551>

 <b>CSA</b> Approval ID: 13631				
	Nominal voltage $U_N$	Nominal current $I_N$	Cross section AWG	Cross section $mm^2$
B	600 V	15 A	22 - 14	-
C	600 V	15 A	22 - 14	-

 <b>EAC</b> Approval ID: KZ7500651131219505				
---	--	--	--	--

 <b>cULus Recognized</b> Approval ID: E60425				
	Nominal voltage $U_N$	Nominal current $I_N$	Cross section AWG	Cross section $mm^2$
B	300 V	15 A	22 - 12	-
C	300 V	15 A	22 - 12	-
F	500 V	15 A	22 - 12	-
D	600 V	5 A	22 - 12	-

# UK 5-MTK-P/P YE - Knife-disconnect terminal block



3048551

<https://www.phoenixcontact.com/us/products/3048551>

## Classifications

### ECLASS

ECLASS-13.0	27250108
ECLASS-15.0	27250108

### ETIM

ETIM 10.0	EC000902
-----------	----------

### UNSPSC

UNSPSC 21.0	39121400
-------------	----------

3048551

<https://www.phoenixcontact.com/us/products/3048551>

## Environmental product compliance

### EU RoHS

Fulfills EU RoHS substance requirements	Yes
Exemption	6(c)

### China RoHS

Environment friendly use period (EFUP)	EFUP-50
	An article-related China RoHS declaration table can be found in the download area for the respective article under "Manufacturer declaration". For all articles with EFUP-E, no China RoHS declaration table issued and required.

### EU REACH SVHC

REACH candidate substance (CAS No.)	Lead(CAS: 7439-92-1)
SCIP	3e3c5ca2-b5e6-4253-ac41-ae9145f22a02

Phoenix Contact 2026 © - all rights reserved

<https://www.phoenixcontact.com>

Phoenix Contact USA  
586 Fulling Mill Road  
Middletown, PA 17057, United States  
(+717) 944-1300  
[info@phoenixcon.com](mailto:info@phoenixcon.com)