

# UT 35-FE - Feed-through terminal block



3047676

<https://www.phoenixcontact.com/us/products/3047676>

Please be informed that the data shown in this PDF document is generated from our online catalog. Please find the complete data in the user documentation. Our general terms of use for downloads are valid.



Feed-through terminal block, nom. voltage: 1000 V, nominal current: 125 A, number of connections: 2, connection method: Screw connection, Rated cross section: 35 mm<sup>2</sup>, cross section: 1.5 mm<sup>2</sup> - 50 mm<sup>2</sup>, mounting type: NS 35/7,5, NS 35/15, color: black/yellow

## Your advantages

- Globally recognized: Internationally proven screw connection
- Maintenance-free and vibration-resistant thanks to the patented Reakdyn principle
- Space savings and flexibility with the connection of two identical conductors
- Long-term stable connections with the use of high-quality materials
- Low self-heating due to high contact forces
- Full flexibility thanks to the standardized CLIPLINE complete bridging, marking, and testing accessories
- Vibration-resistant and maintenance-free conductor connection

## Commercial data

Item number	3047676
Packing unit	50 pc
Minimum order quantity	50 pc
Sales key	BE01
Product key	BE1111
GTIN	4046356762649
Weight per piece (including packing)	58.86 g
Weight per piece (excluding packing)	58 g
Customs tariff number	85369010
Country of origin	TR

# UT 35-FE - Feed-through terminal block



3047676

<https://www.phoenixcontact.com/us/products/3047676>

## Technical data

### Notes

#### General

Note	With a free-hanging connection, an insulating foil has to be placed between the plug connection and electrically conductive surfaces.
	Current and voltage are determined by the plug used
	For a reliable contact of multi stranded conductors it is recommended to untwist multi stranded conductors.

### Product properties

Product type	Feed-through terminal block
Product family	UT
Number of connections	2
Number of rows	1
Potentials	1

#### Insulation characteristics

Overvoltage category	III
Degree of pollution	3

### Electrical properties

Rated surge voltage	8 kV
Maximum power dissipation for nominal condition	4.06 W

### Connection data

Number of connections per level	2
Nominal cross section	35 mm <sup>2</sup>

#### Level 1 above 1 below 1

Connection method	Screw connection
Screw thread	M6
Tightening torque	3.2 ... 3.7 Nm
Stripping length	18 mm
Internal cylindrical gage	B9
Connection in acc. with standard	IEC 60947-7-1
Conductor cross-section rigid	1.5 mm <sup>2</sup> ... 50 mm <sup>2</sup>
Cross section AWG	14 ... 0 (converted acc. to IEC)
Conductor cross-section flexible	1.5 mm <sup>2</sup> ... 50 mm <sup>2</sup>
Conductor cross-section, flexible [AWG]	14 ... 0 (converted acc. to IEC)
Conductor cross-section flexible (ferrule without plastic sleeve)	1.5 mm <sup>2</sup> ... 35 mm <sup>2</sup>
Flexible conductor cross-section (ferrule with plastic sleeve)	1.5 mm <sup>2</sup> ... 35 mm <sup>2</sup>
2 conductors with same cross section, rigid	1.5 mm <sup>2</sup> ... 16 mm <sup>2</sup>
2 conductors with same cross section, flexible	1.5 mm <sup>2</sup> ... 10 mm <sup>2</sup>

# UT 35-FE - Feed-through terminal block



3047676

<https://www.phoenixcontact.com/us/products/3047676>

2 conductors with same cross section, flexible, with ferrule without plastic sleeve	1.5 mm <sup>2</sup> ... 10 mm <sup>2</sup>
2 conductors with the same cross section, flexible, with TWIN ferrule with plastic sleeve	1.5 mm <sup>2</sup> ... 16 mm <sup>2</sup>
Nominal cross section	35 mm <sup>2</sup>
Nominal current	125 A
Maximum load current	150 A (with 50 mm <sup>2</sup> conductor cross-section)
Nominal voltage	1000 V
Note	Note: Product releases, connection cross sections and notes on connecting aluminum cables can be found in the download area.

## Ex data

### Rated data (ATEX/IECEx)

Identification	⊕ II 2 GD Ex eb IIC Gb
Operating temperature range	-60 °C ... 110 °C
Ex-certified accessories	1205079 SZS 1,0X6,5 VDE 3022276 CLIPFIX 35-5 3022218 CLIPFIX 35
List of bridges	Plug-in bridge / FBS 2-16 / 3005963
Bridge data	98.5 A (35 mm <sup>2</sup> )
Ex temperature increase for bridging with bridge	40 K (133.6 A / 35 mm <sup>2</sup> ) 690 V
Rated insulation voltage output	630 V (Permanent)

### Ex level General

Rated voltage	690 V
Rated current	123 A
Maximum load current	129 A
Contact resistance	0.08 mΩ

### Ex connection data General

Torque range	3.2 Nm ... 3.7 Nm
Nominal cross section	35 mm <sup>2</sup>
Rated cross section AWG	2
Connection capacity rigid	1.5 mm <sup>2</sup> ... 50 mm <sup>2</sup>
Connection capacity AWG	16 ... 1/0
Connection capacity flexible	1.5 mm <sup>2</sup> ... 35 mm <sup>2</sup>
Connection capacity AWG	16 ... 2
2 conductors with same cross section, solid	1.5 mm <sup>2</sup> ... 16 mm <sup>2</sup>
2 conductors with the same cross-section AWG rigid	16 ... 6
2 conductors with same cross section, stranded	1.5 mm <sup>2</sup> ... 10 mm <sup>2</sup>
2 conductors with the same cross-section AWG flexible	16 ... 8

## Dimensions

# UT 35-FE - Feed-through terminal block



3047676

<https://www.phoenixcontact.com/us/products/3047676>

Width	16 mm
End cover width	2.2 mm
Height	61.2 mm
Depth	65.1 mm
Depth on NS 35/7,5	65.7 mm
Depth on NS 35/15	73.2 mm

## Material specifications

Color	multicolored (RAL -)
	black (RAL 9005)
	yellow (RAL 1018)
Flammability rating according to UL 94	V0
Insulating material group	I
Insulating material	PA
Static insulating material application in cold	-60 °C
Relative insulation material temperature index (Elec., UL 746 B)	130 °C
Fire protection for rail vehicles (DIN EN 45545-2) R22	HL 1 - HL 3
Fire protection for rail vehicles (DIN EN 45545-2) R23	HL 1 - HL 3
Fire protection for rail vehicles (DIN EN 45545-2) R24	HL 1 - HL 3
Fire protection for rail vehicles (DIN EN 45545-2) R26	HL 1 - HL 3
Surface flammability NFPA 130 (ASTM E 162)	passed
Specific optical density of smoke NFPA 130 (ASTM E 662)	passed
Smoke gas toxicity NFPA 130 (SMP 800C)	passed

## Electrical tests

### Surge voltage test

Test voltage setpoint	9.8 kV
Result	Test passed

### Temperature-rise test

Requirement temperature-rise test	Increase in temperature $\leq$ 45 K
Result	Test passed
Short-time withstand current 35 mm <sup>2</sup>	4.2 kA
Result	Test passed

### Power-frequency withstand voltage

Test voltage setpoint	2.2 kV
Result	Test passed

## Mechanical properties

### Mechanical data

Open side panel	No
-----------------	----

## Mechanical tests

# UT 35-FE - Feed-through terminal block



3047676

<https://www.phoenixcontact.com/us/products/3047676>

## Mechanical strength

Result	Test passed
--------	-------------

## Attachment on the carrier

DIN rail/fixing support	NS 35
Test force setpoint	10 N
Result	Test passed

## Test for conductor damage and slackening

Rotation speed	10 rpm
Revolutions	135
Conductor cross-section/weight	1.5 mm <sup>2</sup> / 0.4 kg
	35 mm <sup>2</sup> / 6.8 kg
	50 mm <sup>2</sup> / 9.5 kg
Result	Test passed

## Environmental and real-life conditions

### Needle-flame test

Time of exposure	30 s
Result	Test passed

### Oscillation/broadband noise

Specification	DIN EN 50155 (VDE 0115-200):2022-06
Spectrum	Long life test category 2, bogie-mounted
Frequency	$f_1 = 5 \text{ Hz}$ to $f_2 = 250 \text{ Hz}$
ASD level	6.12 (m/s <sup>2</sup> ) <sup>2</sup> /Hz
Acceleration	3.12g
Test duration per axis	5 h
Test directions	X-, Y- and Z-axis
Result	Test passed

### Shocks

Specification	DIN EN 50155 (VDE 0115-200):2008-03
Pulse shape	Half-sine
Acceleration	5g
Shock duration	30 ms
Number of shocks per direction	3
Test directions	X-, Y- and Z-axis (pos. and neg.)
Result	Test passed

### Ambient conditions

Ambient temperature (operation)	-60 °C ... 110 °C (Operating temperature range incl. self-heating; for max. short-term operating temperature, see RTI Elec.)
Ambient temperature (storage/transport)	-25 °C ... 60 °C (for a short time, not exceeding 24 h, -60 °C to +70 °C)
Ambient temperature (assembly)	-5 °C ... 70 °C

# UT 35-FE - Feed-through terminal block



3047676

<https://www.phoenixcontact.com/us/products/3047676>

Ambient temperature (actuation)	-5 °C ... 70 °C
Permissible humidity (operation)	20 % ... 90 %
Permissible humidity (storage/transport)	30 % ... 70 %

## Standards and regulations

Connection in acc. with standard	IEC 60947-7-1
----------------------------------	---------------

## Mounting

Mounting type	NS 35/7,5
	NS 35/15

# UT 35-FE - Feed-through terminal block

3047676

<https://www.phoenixcontact.com/us/products/3047676>



## Drawings

Circuit diagram



# UT 35-FE - Feed-through terminal block



3047676

<https://www.phoenixcontact.com/us/products/3047676>

## Approvals

To download certificates, visit the product detail page: <https://www.phoenixcontact.com/us/products/3047676>

**DNV**

Approval ID: TAE00001S9



**CSA**

Approval ID: 13631



**IECEE CB Scheme**

Approval ID: DE1-65779

	Nominal voltage $U_N$	Nominal current $I_N$	Cross section AWG	Cross section $mm^2$
keine				
	1000 V	125 A	-	1.5 - 35



**cULus Recognized**

Approval ID: E60425

	Nominal voltage $U_N$	Nominal current $I_N$	Cross section AWG	Cross section $mm^2$
B				
	600 V	150 A	14 - 1/0	-
Multi-conductor connection	600 V	150 A	14	-
C				
	600 V	150 A	14 - 1/0	-
Multi-conductor connection	600 V	150 A	14	-
E				
	1000 V	150 A	14 - 1/0	-
Multi-conductor connection	1000 V	150 A	14	-



**VDE Zeichengenehmigung**

Approval ID: 40020166

	Nominal voltage $U_N$	Nominal current $I_N$	Cross section AWG	Cross section $mm^2$
keine				
	1000 V	125 A	-	1.5 - 35



**CSA**


Approval ID: 13631


# UT 35-FE - Feed-through terminal block





3047676


<https://www.phoenixcontact.com/us/products/3047676>


 <b>ATEX</b> Approval ID: KEMA04ATEX2048U				
	Nominal voltage $U_N$	Nominal current $I_N$	Cross section AWG	Cross section $\text{mm}^2$
keine				
Only flexible conductors	690 V	123 A	-	1.5 - 35
Only rigid conductors	690 V	129 A	-	1.5 - 50

 <b>cUL Recognized</b> Approval ID: E192998				
	Nominal voltage $U_N$	Nominal current $I_N$	Cross section AWG	Cross section $\text{mm}^2$
keine				
	600 V	150 A	14 - 1/0	-

 <b>IECEx</b> Approval ID: IECExKEM06.0027U				
	Nominal voltage $U_N$	Nominal current $I_N$	Cross section AWG	Cross section $\text{mm}^2$
keine				
Only flexible conductors	690 V	123 A	-	1.5 - 35
Only rigid conductors	690 V	129 A	-	1.5 - 50

 <b>UL Recognized</b> Approval ID: E192998				
	Nominal voltage $U_N$	Nominal current $I_N$	Cross section AWG	Cross section $\text{mm}^2$
keine				
	600 V	150 A	14 - 1/0	-

 <b>CCC</b> Approval ID: 2020322313000622				
---	--	--	--	--

 <b>UKCA-EX</b> Approval ID: DEKRA 21UKEX0304U				
--	--	--	--	--

 <b>EAC Ex</b> Approval ID: KZ 7500525010101950				
---	--	--	--	--

# UT 35-FE - Feed-through terminal block



3047676

<https://www.phoenixcontact.com/us/products/3047676>

## Classifications

### ECLASS

ECLASS-13.0	27250101
ECLASS-15.0	27250101

### ETIM

ETIM 10.0	EC000897
-----------	----------

### UNSPSC

UNSPSC 21.0	39121400
-------------	----------

# UT 35-FE - Feed-through terminal block



3047676

<https://www.phoenixcontact.com/us/products/3047676>

## Environmental product compliance

### EU RoHS

Fulfills EU RoHS substance requirements	Yes, No exemptions
---	--------------------

### China RoHS

Environment friendly use period (EFUP)	EFUP-E
	No hazardous substances above the limits

### EU REACH SVHC

REACH candidate substance (CAS No.)	No substance above 0.1 wt%
-------------------------------------	----------------------------

Phoenix Contact 2026 © - all rights reserved  
<https://www.phoenixcontact.com>

Phoenix Contact USA  
586 Fulling Mill Road  
Middletown, PA 17057, United States  
(+717) 944-1300  
[info@phoenixcon.com](mailto:info@phoenixcon.com)