

# AGK 4-UT 35 - Pick-off terminal block

3047138

<https://www.phoenixcontact.com/us/products/3047138>

Please be informed that the data shown in this PDF document is generated from our online catalog. Please find the complete data in the user documentation. Our general terms of use for downloads are valid.



Pick-off terminal block, nom. voltage: 1000 V, nominal current: 32 A, number of connections: 1, connection method: Screw connection, cross section: 0.14 mm<sup>2</sup> - 6 mm<sup>2</sup>, mounting type: on base element, color: gray

## Your advantages

- Large-surface marking
- The fully insulated, optionally used pick-off terminal block enables voltage pick-off
- Pick-off terminal block, for snapping into the side insertion funnel

## Commercial data

Item number	3047138
Packing unit	50 pc
Minimum order quantity	50 pc
Sales key	BE19
Product key	BE1ZWX
GTIN	4046356055901
Weight per piece (including packing)	6.298 g
Weight per piece (excluding packing)	6.298 g
Customs tariff number	85369010
Country of origin	PL

# AGK 4-UT 35 - Pick-off terminal block



3047138

<https://www.phoenixcontact.com/us/products/3047138>

## Technical data

### Notes

#### General

Note	The max. load current must not be exceeded by the total current of all connected conductors.
------	--

### Product properties

Product type	Pick-off terminal
Product family	UT
Number of connections	1
Number of rows	1
Potentials	1

#### Insulation characteristics

Overvoltage category	III
----------------------	-----

### Electrical properties

Rated surge voltage	8 kV
Maximum power dissipation for nominal condition	1.02 W

### Connection data

Number of connections per level	1
Nominal cross section	4 mm <sup>2</sup>
Rated cross section AWG	10
Connection method	Screw connection
Screw thread	M3
Tightening torque	0.6 ... 0.8 Nm
Stripping length	9 mm
Internal cylindrical gage	A4
Connection in acc. with standard	IEC 60947-7-1
Conductor cross-section rigid	0.14 mm <sup>2</sup> ... 6 mm <sup>2</sup>
Cross section AWG	26 ... 10 (converted acc. to IEC)
Conductor cross-section flexible	0.14 mm <sup>2</sup> ... 4 mm <sup>2</sup>
Conductor cross-section, flexible [AWG]	26 ... 12 (converted acc. to IEC)
Conductor cross-section flexible (ferrule without plastic sleeve)	0.25 mm <sup>2</sup> ... 4 mm <sup>2</sup>
Flexible conductor cross-section (ferrule with plastic sleeve)	0.25 mm <sup>2</sup> ... 4 mm <sup>2</sup>
2 conductors with same cross section, rigid	0.14 mm <sup>2</sup> ... 1.5 mm <sup>2</sup>
2 conductors with same cross section, flexible	0.14 mm <sup>2</sup> ... 1.5 mm <sup>2</sup>
2 conductors with same cross section, flexible, with ferrule without plastic sleeve	0.25 mm <sup>2</sup> ... 1.5 mm <sup>2</sup>
2 conductors with the same cross section, flexible, with TWIN ferrule with plastic sleeve	0.5 mm <sup>2</sup> ... 1 mm <sup>2</sup>
Nominal current	32 A (with 4 mm <sup>2</sup> conductor cross-section)

# AGK 4-UT 35 - Pick-off terminal block



3047138

<https://www.phoenixcontact.com/us/products/3047138>

Maximum load current	41 A (with 6 mm <sup>2</sup> conductor cross-section)
Nominal voltage	1000 V

## Ex data

### Rated data (ATEX/IECEX)

Identification	⊕ II 2 GD Ex eb IIC Gb
Operating temperature range	-60 °C ... 110 °C
Ex-certified accessories	1204517 SZF 1-0,6X3,5
Ex temperature increase	40 K (40 A / 4 mm <sup>2</sup> )
Rated insulation voltage	630 V
output	(Permanent)

### Ex level General

Rated voltage	690 V
Rated current	32 A
Maximum load current	41 A
Contact resistance	0.43 mΩ

### Ex connection data General

Torque range	0.6 Nm ... 0.8 Nm
Nominal cross section	4 mm <sup>2</sup>
Rated cross section AWG	12
Connection capacity rigid	0.14 mm <sup>2</sup> ... 6 mm <sup>2</sup>
Connection capacity AWG	26 ... 10
Connection capacity flexible	0.14 mm <sup>2</sup> ... 4 mm <sup>2</sup>
Connection capacity AWG	26 ... 12
2 conductors with same cross section, solid	0.14 mm <sup>2</sup> ... 1.5 mm <sup>2</sup>
2 conductors with the same cross-section AWG rigid	26 ... 16
2 conductors with same cross section, stranded	0.14 mm <sup>2</sup> ... 1.5 mm <sup>2</sup>
2 conductors with the same cross-section AWG flexible	26 ... 16

## Dimensions

Width	8.1 mm
Height	42.4 mm
Depth	25.7 mm
Depth on NS 35/7,5	65.7 mm
Depth on NS 35/15	73.2 mm

## Material specifications

Color	gray (RAL 7042)
Flammability rating according to UL 94	V0
Insulating material group	I
Insulating material	PA
Static insulating material application in cold	-60 °C
Relative insulation material temperature index (Elec., UL 746 B)	130 °C

# AGK 4-UT 35 - Pick-off terminal block



3047138

<https://www.phoenixcontact.com/us/products/3047138>

Fire protection for rail vehicles (DIN EN 45545-2) R22	HL 1 - HL 3
Fire protection for rail vehicles (DIN EN 45545-2) R23	HL 1 - HL 3
Fire protection for rail vehicles (DIN EN 45545-2) R24	HL 1 - HL 3
Fire protection for rail vehicles (DIN EN 45545-2) R26	HL 1 - HL 3
Surface flammability NFPA 130 (ASTM E 162)	passed
Specific optical density of smoke NFPA 130 (ASTM E 662)	passed
Smoke gas toxicity NFPA 130 (SMP 800C)	passed

## Electrical tests

### Surge voltage test

Test voltage setpoint	9.8 kV
Result	Test passed

### Temperature-rise test

Requirement temperature-rise test	Increase in temperature $\leq 45$ K
Result	Test passed
Short-time withstand current 4 mm <sup>2</sup>	0.48 kA
Short-time withstand current 6 mm <sup>2</sup>	0.72 kA
Result	Test passed

### Power-frequency withstand voltage

Test voltage setpoint	2.2 kV
Result	Test passed

## Mechanical properties

### Mechanical data

Open side panel	No
-----------------	----

## Mechanical tests

### Mechanical strength

Result	Test passed
--------	-------------

### Attachment on the carrier

DIN rail/fixing support	NS 35
Test force setpoint	1 N
Result	Test passed

### Test for conductor damage and slackening

Rotation speed	10 rpm
Revolutions	135
Conductor cross-section/weight	0.14 mm <sup>2</sup> / 0.2 kg
	4 mm <sup>2</sup> / 0.9 kg
	6 mm <sup>2</sup> / 1.4 kg
Result	Test passed

# AGK 4-UT 35 - Pick-off terminal block



3047138

<https://www.phoenixcontact.com/us/products/3047138>

## Environmental and real-life conditions

### Needle-flame test

Time of exposure	30 s
Result	Test passed

### Ambient conditions

Ambient temperature (operation)	-60 °C ... 110 °C (Operating temperature range incl. self-heating; for max. short-term operating temperature, see RTI Elec.)
Ambient temperature (storage/transport)	-25 °C ... 60 °C (for a short time, not exceeding 24 h, -60 °C to +70 °C)
Ambient temperature (assembly)	-5 °C ... 70 °C
Ambient temperature (actuation)	-5 °C ... 70 °C
Permissible humidity (operation)	20 % ... 90 %
Permissible humidity (storage/transport)	30 % ... 70 %

## Standards and regulations

Connection in acc. with standard	IEC 60947-7-1
----------------------------------	---------------

## Mounting

Mounting type	on base element
---------------	-----------------

# AGK 4-UT 35 - Pick-off terminal block



3047138

<https://www.phoenixcontact.com/us/products/3047138>

## Drawings

Circuit diagram



# AGK 4-UT 35 - Pick-off terminal block





3047138


<https://www.phoenixcontact.com/us/products/3047138>

## Approvals


To download certificates, visit the product detail page: <https://www.phoenixcontact.com/us/products/3047138>

 **cULus Recognized**  
Approval ID: E60425


 **cULus Recognized**  
Approval ID: E60425


 **ATEX**  
Approval ID: KEMA04ATEX2048U

	Nominal voltage $U_N$	Nominal current $I_N$	Cross section AWG	Cross section $mm^2$
keine				
Only flexible conductors	690 V	32 A	-	0.14 - 4
Only rigid conductors	690 V	41 A	-	0.14 - 6

 **cUL Recognized**  
Approval ID: E192998

	Nominal voltage $U_N$	Nominal current $I_N$	Cross section AWG	Cross section $mm^2$
B				
	600 V	30 A	26 - 10	26 - 10
C				
	600 V	30 A	26 - 10	26 - 10

 **EAC Ex**  
Approval ID: RU C-DE.Ax07.B.03227

 **IECEx**  
Approval ID: IECEx KEM 06.0027U

	Nominal voltage $U_N$	Nominal current $I_N$	Cross section AWG	Cross section $mm^2$
keine				
Only flexible conductors	690 V	32 A	-	0.14 - 4
Only rigid conductors	690 V	41 A	-	0.14 - 6

 **UL Recognized**  
Approval ID: E192998

# AGK 4-UT 35 - Pick-off terminal block



3047138

<https://www.phoenixcontact.com/us/products/3047138>

	Nominal voltage $U_N$	Nominal current $I_N$	Cross section AWG	Cross section $\text{mm}^2$
B	600 V	30 A	26 - 10	-
C	600 V	30 A	26 - 10	-



**CCC**

Approval ID: 2020322313000622



**UKCA-EX**

Approval ID: DEKRA 21UKEX0304U



**EAC Ex**

Approval ID: KZ 7500525010101950

# AGK 4-UT 35 - Pick-off terminal block



3047138

<https://www.phoenixcontact.com/us/products/3047138>

## Classifications

### ECLASS

ECLASS-13.0	27250308
ECLASS-15.0	27250308

### ETIM

ETIM 10.0	EC000897
-----------	----------

### UNSPSC

UNSPSC 21.0	39121400
-------------	----------

# AGK 4-UT 35 - Pick-off terminal block



3047138

<https://www.phoenixcontact.com/us/products/3047138>

## Environmental product compliance

### EU RoHS

Fulfills EU RoHS substance requirements	Yes
Exemption	6(c)

### China RoHS

Environment friendly use period (EFUP)	EFUP-50
	An article-related China RoHS declaration table can be found in the download area for the respective article under "Manufacturer declaration". For all articles with EFUP-E, no China RoHS declaration table issued and required.

### EU REACH SVHC

REACH candidate substance (CAS No.)	No substance above 0.1 wt%
-------------------------------------	----------------------------

### EF3.1 Climate Change

CO2e kg	0.021 kg CO2e
---------	---------------

Phoenix Contact 2026 © - all rights reserved  
<https://www.phoenixcontact.com>

Phoenix Contact USA  
586 Fulling Mill Road  
Middletown, PA 17057, United States  
(+717) 944-1300  
[info@phoenixcon.com](mailto:info@phoenixcon.com)