


# UTT 2,5-LA 60 RD - Component terminal block



3046702

<https://www.phoenixcontact.com/us/products/3046702>

Please be informed that the data shown in this PDF document is generated from our online catalog. Please find the complete data in the user documentation. Our general terms of use for downloads are valid.



Component terminal block, The voltage is determined by the LED version selected., connection method: Screw connection, Rated cross section: 2.5 mm<sup>2</sup>, cross section: 0.14 mm<sup>2</sup> - 4 mm<sup>2</sup>, mounting type: NS 35/7,5, NS 35/15, color: gray

## Your advantages

- Design width of just 5.2 mm

## Commercial data

Item number	3046702
Packing unit	50 pc
Minimum order quantity	50 pc
Sales key	BE01
Product key	BE1174
GTIN	4017918997236
Weight per piece (including packing)	16.215 g
Weight per piece (excluding packing)	16.215 g
Customs tariff number	85369010
Country of origin	PL

# UTT 2,5-LA 60 RD - Component terminal block



3046702

<https://www.phoenixcontact.com/us/products/3046702>

## Technical data

### Notes

#### General

Note	Current and voltage are determined by the resistance and the light indicator.
------	-------------------------------------------------------------------------------

### Product properties

Product type	Component terminal block
Number of positions	2
Number of connections	4
Number of rows	2
Potentials	2

#### Insulation characteristics

Overvoltage category	III
Degree of pollution	3

### Electrical properties

Rated insulation voltage	500 V
Rated surge voltage	6 kV

### Connection data

Number of connections per level	2
Nominal cross section	2.5 mm <sup>2</sup>

#### Level 1+2

Connection method	Screw connection
Screw thread	M3
Tightening torque	0.5 ... 0.6 Nm
Stripping length	9 mm
Internal cylindrical gage	A3 B3
Conductor cross-section rigid	0.14 mm <sup>2</sup> ... 4 mm <sup>2</sup>
Cross section AWG	26 ... 12 (converted acc. to IEC)
Conductor cross-section flexible	0.14 mm <sup>2</sup> ... 4 mm <sup>2</sup>
Conductor cross-section, flexible [AWG]	26 ... 12 (converted acc. to IEC)
Conductor cross-section flexible (ferrule without plastic sleeve)	0.14 mm <sup>2</sup> ... 2.5 mm <sup>2</sup>
Flexible conductor cross-section (ferrule with plastic sleeve)	0.14 mm <sup>2</sup> ... 2.5 mm <sup>2</sup>
Conductor cross-section flexible (2 conductors with the same cross-section, with TWIN ferrule and plastic sleeve)	0.5 mm <sup>2</sup> ... 1.5 mm <sup>2</sup>
2 conductors with same cross section, rigid	0.14 mm <sup>2</sup> ... 1.5 mm <sup>2</sup>
2 conductors with same cross section, flexible	0.14 mm <sup>2</sup> ... 1.5 mm <sup>2</sup>
2 conductors with same cross section, flexible, with ferrule without plastic sleeve	0.14 mm <sup>2</sup> ... 1.5 mm <sup>2</sup>

# UTT 2,5-LA 60 RD - Component terminal block



3046702

<https://www.phoenixcontact.com/us/products/3046702>

2 conductors with the same cross section, flexible, with TWIN ferrule with plastic sleeve	...
Nominal cross section	2.5 mm <sup>2</sup>
Component type	Resistance TK 50 M

## Dimensions

Width	5.2 mm
End cover width	2.2 mm
Height	69.9 mm
Depth	64.4 mm
Depth on NS 35/7,5	65 mm
Depth on NS 35/15	72.5 mm

## Material specifications

Color	gray (RAL 7042)
Flammability rating according to UL 94	V0
Insulating material group	I
Insulating material	PA
Static insulating material application in cold	-60 °C
Relative insulation material temperature index (Elec., UL 746 B)	130 °C
Fire protection for rail vehicles (DIN EN 45545-2) R22	HL 1 - HL 3
Fire protection for rail vehicles (DIN EN 45545-2) R23	HL 1 - HL 3
Fire protection for rail vehicles (DIN EN 45545-2) R24	HL 1 - HL 3
Fire protection for rail vehicles (DIN EN 45545-2) R26	HL 1 - HL 3
Surface flammability NFPA 130 (ASTM E 162)	passed
Specific optical density of smoke NFPA 130 (ASTM E 662)	passed
Smoke gas toxicity NFPA 130 (SMP 800C)	passed

## Electrical tests

### Surge voltage test

Result	Test passed
--------	-------------

### Power-frequency withstand voltage

Test voltage setpoint	1.89 kV
Result	Test passed

## Mechanical properties

### Mechanical data

Open side panel	Yes
-----------------	-----

## Mechanical tests

### Attachment on the carrier

DIN rail/fixing support	NS 35
Result	Test passed

## Environmental and real-life conditions

### Oscillation/broadband noise

Specification	EN 50155:2021-07
Spectrum	Long life test category 2, bogie-mounted
Frequency	$f_1 = 5 \text{ Hz}$ to $f_2 = 250 \text{ Hz}$
ASD level	6.12 (m/s <sup>2</sup> )/Hz
Acceleration	3.12g
Test duration per axis	5 h
Test directions	X-, Y- and Z-axis
Result	Test passed

### Shocks

Pulse shape	Half-sine
Acceleration	30g
Shock duration	18 ms
Number of shocks per direction	3
Test directions	X-, Y- and Z-axis (pos. and neg.)
Result	Test passed

### Ambient conditions

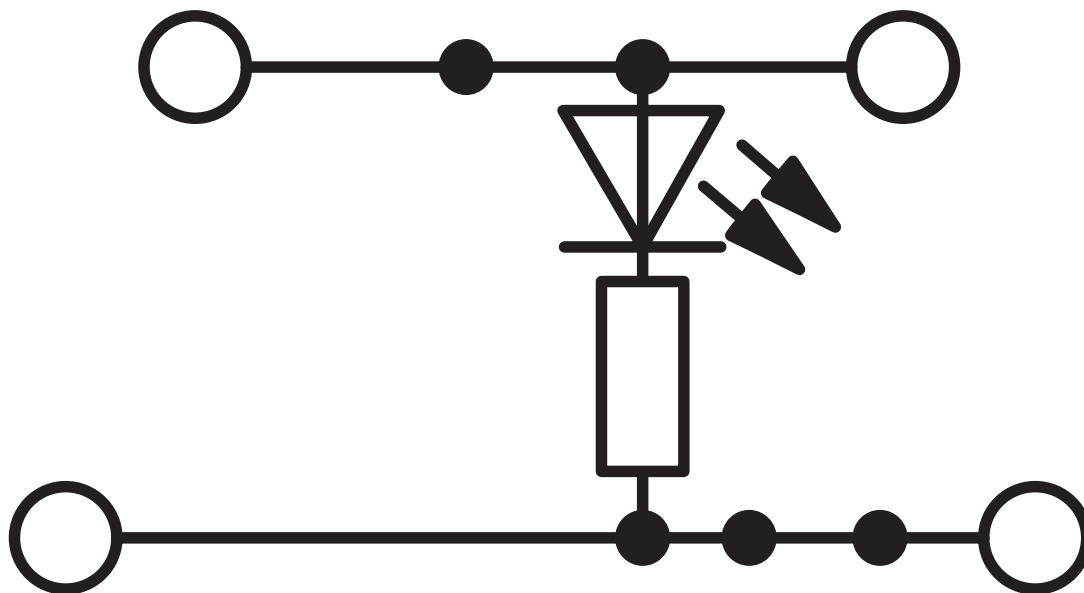
Ambient temperature (operation)	-60 °C ... 110 °C (Operating temperature range incl. self-heating; for max. short-term operating temperature, see RTI Elec.)
Ambient temperature (storage/transport)	-25 °C ... 60 °C (for a short time, not exceeding 24 h, -60 °C to +70 °C)
Ambient temperature (assembly)	-5 °C ... 70 °C
Ambient temperature (actuation)	-5 °C ... 70 °C
Permissible humidity (operation)	20 % ... 90 %
Permissible humidity (storage/transport)	30 % ... 70 %

## Mounting

Mounting type	NS 35/7,5
	NS 35/15

Drawings

Circuit diagram



# UTTB 2,5-LA 60 RD - Component terminal block




3046702


<https://www.phoenixcontact.com/us/products/3046702>

## Approvals

To download certificates, visit the product detail page: <https://www.phoenixcontact.com/us/products/3046702>

 <b>CSA</b> Approval ID: 13631				
	Nominal voltage $U_N$	Nominal current $I_N$	Cross section AWG	Cross section $\text{mm}^2$
keine				
	60 V	20 A	26 - 12	-

 <b>EAC</b> Approval ID: KZ7500651131219505				
---------------------------------------------------------------------------------------------------------------------------------	--	--	--	--

 <b>cULus Recognized</b> Approval ID: E60425				
	Nominal voltage $U_N$	Nominal current $I_N$	Cross section AWG	Cross section $\text{mm}^2$
B				
	300 V	20 A	26 - 12	-
Multi-conductor connection	300 V	20 A	26 - 16	-
C				
	300 V	20 A	26 - 12	-
Multi-conductor connection	300 V	20 A	26 - 16	-
D				
	600 V	5 A	26 - 12	-
Multi-conductor connection	600 V	5 A	26 - 16	-

# UTTB 2,5-LA 60 RD - Component terminal block



3046702

<https://www.phoenixcontact.com/us/products/3046702>

## Classifications

### ECLASS

ECLASS-13.0	27250114
ECLASS-15.0	27250114

### ETIM

ETIM 10.0	EC000898
-----------	----------

### UNSPSC

UNSPSC 21.0	39121400
-------------	----------

# UTT 2,5-LA 60 RD - Component terminal block



3046702

<https://www.phoenixcontact.com/us/products/3046702>

## Environmental product compliance

### EU RoHS

Fulfills EU RoHS substance requirements	Yes
Exemption	6(c)

### China RoHS

Environment friendly use period (EFUP)	EFUP-50
	An article-related China RoHS declaration table can be found in the download area for the respective article under "Manufacturer declaration". For all articles with EFUP-E, no China RoHS declaration table issued and required.

### EU REACH SVHC

REACH candidate substance (CAS No.)	Lead(CAS: 7439-92-1)
SCIP	6debd13-3749-443d-9b5d-aa2e5f80f911

Phoenix Contact 2026 © - all rights reserved

<https://www.phoenixcontact.com>

Phoenix Contact USA  
586 Fulling Mill Road  
Middletown, PA 17057, United States  
(+717) 944-1300  
[info@phoenixcon.com](mailto:info@phoenixcon.com)