

# UT 4-MTD-PE - Protective conductor terminal block



3046223

<https://www.phoenixcontact.com/us/products/3046223>

Please be informed that the data shown in this PDF document is generated from our online catalog. Please find the complete data in the user documentation. Our general terms of use for downloads are valid.



Protective conductor terminal block, connection method: Screw connection, cross section: 0.14 mm<sup>2</sup> - 6 mm<sup>2</sup>, mounting: NS 35/7,5, NS 35/15, color: green-yellow

## Your advantages

- Globally recognized: Internationally proven screw connection
- Maintenance-free and vibration-resistant thanks to the patented Reakdyn principle
- Meet the requirements of DIN EN 60947-7-2 or IEC 60947-7-2 for protective conductor connections
- High level of safety thanks to the low-resistance connection to the ground potential via the top-hat rail
- Direct contacting with the DIN rail enables fast, error-free grounding without additional wiring effort.
- Full flexibility thanks to the standardized CLIPLINE complete bridging, marking, and testing accessories

## Commercial data

Item number	3046223
Packing unit	50 pc
Minimum order quantity	50 pc
Sales key	BE01
Product key	BE1121
GTIN	4017918960995
Weight per piece (including packing)	15.28 g
Weight per piece (excluding packing)	15 g
Customs tariff number	85369010
Country of origin	DE

# UT 4-MTD-PE - Protective conductor terminal block



3046223

<https://www.phoenixcontact.com/us/products/3046223>

## Technical data

### Product properties

Product type	Ground terminal block
Product family	UT
Number of connections	2
Number of rows	1

### Insulation characteristics

Overvoltage category	III
Degree of pollution	3

### Electrical properties

Rated surge voltage	8 kV
Maximum power dissipation for nominal condition	1.02 W

### Connection data

Grounding foot	Yes
Number of connections per level	2
Nominal cross section	4 mm <sup>2</sup>

### Level 1 above 1 below 1

Connection method	Screw connection
Screw thread	M3
Note	Please observe the current carrying capacity of the DIN rails.
Tightening torque	0.6 ... 0.8 Nm
Stripping length	9 mm
Connection in acc. with standard	IEC 60947-7-2
Conductor cross-section rigid	0.14 mm <sup>2</sup> ... 6 mm <sup>2</sup>
Cross section AWG	26 ... 10 (converted acc. to IEC)
Conductor cross-section flexible	0.14 mm <sup>2</sup> ... 6 mm <sup>2</sup>
Conductor cross-section, flexible [AWG]	26 ... 10 (converted acc. to IEC)
Conductor cross-section flexible ultrasound-compressed	0.34 mm <sup>2</sup> ... 6 mm <sup>2</sup>
Conductor cross-section, flexible [AWG] ultrasound-compressed	22 ... 10 (converted acc. to IEC)
Conductor cross-section flexible (ferrule without plastic sleeve)	0.14 mm <sup>2</sup> ... 4 mm <sup>2</sup>
Flexible conductor cross-section (ferrule with plastic sleeve)	0.14 mm <sup>2</sup> ... 4 mm <sup>2</sup>

### Ex data

#### Rated data (ATEX/IECEx)

Identification	Ⓔ II 2 GD Ex eb IIC Gb
Operating temperature range	-60 °C ... 110 °C
Ex-certified accessories	3047141 D-UT 2,5/4-TWIN 1205053 SZS 0,6X3,5 3022276 CLIPFIX 35-5

# UT 4-MTD-PE - Protective conductor terminal block



3046223

<https://www.phoenixcontact.com/us/products/3046223>

	3022218 CLIPFIX 35
output	(Permanent)

## Ex connection data General

Torque range	0.6 Nm ... 0.8 Nm
Nominal cross section	4 mm <sup>2</sup>
Rated cross section AWG	12
Connection capacity rigid	0.14 mm <sup>2</sup> ... 6 mm <sup>2</sup>
Connection capacity AWG	26 ... 10
Connection capacity flexible	0.14 mm <sup>2</sup> ... 4 mm <sup>2</sup>
Connection capacity AWG	26 ... 12

## Dimensions

Width	6.2 mm
End cover width	2.2 mm
Height	57.8 mm
Depth on NS 35/7,5	47.5 mm
Depth on NS 35/15	55 mm

## Material specifications

Color	green-yellow
Flammability rating according to UL 94	V0
Insulating material group	I
Insulating material	PA
Static insulating material application in cold	-60 °C
Temperature index of insulation material (DIN EN 60216-1 (VDE 0304-21))	125 °C
Relative insulation material temperature index (Elec., UL 746 B)	130 °C
Fire protection for rail vehicles (DIN EN 45545-2) R22	HL 1 - HL 3
Fire protection for rail vehicles (DIN EN 45545-2) R23	HL 1 - HL 3
Fire protection for rail vehicles (DIN EN 45545-2) R24	HL 1 - HL 3
Fire protection for rail vehicles (DIN EN 45545-2) R26	HL 1 - HL 3
Calorimetric heat release NFPA 130 (ASTM E 1354)	27,5 MJ/kg
Surface flammability NFPA 130 (ASTM E 162)	passed
Specific optical density of smoke NFPA 130 (ASTM E 662)	passed
Smoke gas toxicity NFPA 130 (SMP 800C)	passed

## Mechanical properties

### Mechanical data

Open side panel	Yes
-----------------	-----

## Environmental and real-life conditions

### Oscillation/broadband noise

Specification	DIN EN 50155 (VDE 0115-200):2018-05
---------------	-------------------------------------

# UT 4-MTD-PE - Protective conductor terminal block



3046223

<https://www.phoenixcontact.com/us/products/3046223>

Spectrum	Long life test category 2, bogie-mounted
Frequency	$f_1 = 5 \text{ Hz}$ to $f_2 = 250 \text{ Hz}$
ASD level	$6.12 \text{ (m/s}^2\text{)}^2\text{/Hz}$
Acceleration	3.12g
Test duration per axis	5 h
Test directions	X-, Y- and Z-axis

## Shocks

Specification	DIN EN 50155 (VDE 0115-200):2008-03
Pulse shape	Half-sine
Acceleration	30g
Shock duration	18 ms
Number of shocks per direction	3
Test directions	X-, Y- and Z-axis (pos. and neg.)

## Ambient conditions

Ambient temperature (operation)	-60 °C ... 110 °C (Operating temperature range incl. self-heating; for max. short-term operating temperature, see RTI Elec.)
Ambient temperature (storage/transport)	-25 °C ... 60 °C (for a short time, not exceeding 24 h, -60 °C to +70 °C)
Ambient temperature (assembly)	-5 °C ... 70 °C
Ambient temperature (actuation)	-5 °C ... 70 °C
Permissible humidity (operation)	20 % ... 90 %
Permissible humidity (storage/transport)	30 % ... 70 %

## Standards and regulations

Connection in acc. with standard	IEC 60947-7-2
----------------------------------	---------------

## Mounting

Mounting type	NS 35/7,5
	NS 35/15

# UT 4-MTD-PE - Protective conductor terminal block



3046223

<https://www.phoenixcontact.com/us/products/3046223>

## Drawings

Circuit diagram



# UT 4-MTD-PE - Protective conductor terminal block



3046223

<https://www.phoenixcontact.com/us/products/3046223>

## Approvals

To download certificates, visit the product detail page: <https://www.phoenixcontact.com/us/products/3046223>

**DNV**  
Approval ID: TAE00001S9

**CB** IEC/IEE CB Scheme  
Approval ID: DE1-63045

**cULus** cULus Recognized  
Approval ID: E60425

	Nominal voltage $U_N$	Nominal current $I_N$	Cross section AWG	Cross section $mm^2$
<b>B</b>				
	-	-	26 - 10	-
Multi-conductor connection	-	-	26 - 14	-
<b>C</b>				
	-	-	26 - 10	-
Multi-conductor connection	-	-	26 - 14	-
<b>D</b>				
	-	-	26 - 10	-
Multi-conductor connection	-	-	26 - 14	-

**LR**  
Approval ID: LR24100022TA

**VDE** VDE Gutachten mit Fertigungsüberwachung  
Approval ID: 40013715

	Nominal voltage $U_N$	Nominal current $I_N$	Cross section AWG	Cross section $mm^2$
keine				
	-	-	-	0.2 - 4

**CSA**  
Approval ID: 13631


	Nominal voltage $U_N$	Nominal current $I_N$	Cross section AWG	Cross section $mm^2$
<b>B</b>				
	-	-	26 - 10	-
<b>C</b>				
	-	-	26 - 10	-


# UT 4-MTD-PE - Protective conductor terminal block





3046223


<https://www.phoenixcontact.com/us/products/3046223>

 <b>ATEX</b> Approval ID: KEMA04ATEX2048U				
	Nominal voltage $U_N$	Nominal current $I_N$	Cross section AWG	Cross section $mm^2$
keine				
Only flexible conductors	-	-	-	0.14 - 4
Only rigid conductors	-	-	-	0.14 - 6

 <b>cUL Recognized</b> Approval ID: E192998				
	Nominal voltage $U_N$	Nominal current $I_N$	Cross section AWG	Cross section $mm^2$
B				
	-	-	26 - 10	-
C				
	-	-	26 - 10	-
D				
	-	-	26 - 10	-

 <b>IECEx</b> Approval ID: IECEx KEM 06.0027U				
	Nominal voltage $U_N$	Nominal current $I_N$	Cross section AWG	Cross section $mm^2$
keine				
Only flexible conductors	-	-	-	0.14 - 4
Only rigid conductors	-	-	-	0.14 - 6

 <b>UL Recognized</b> Approval ID: E192998				
	Nominal voltage $U_N$	Nominal current $I_N$	Cross section AWG	Cross section $mm^2$
B				
	-	-	26 - 10	-
C				
	-	-	26 - 10	-
D				
	-	-	26 - 10	-

 <b>CCC</b> Approval ID: 2020322313000622				
---	--	--	--	--

# UT 4-MTD-PE - Protective conductor terminal block



3046223

<https://www.phoenixcontact.com/us/products/3046223>



**UKCA-EX**

Approval ID: DEKRA 21 UKEX0304U



**EAC Ex**

Approval ID: KZ 7500525010101950

# UT 4-MTD-PE - Protective conductor terminal block



3046223

<https://www.phoenixcontact.com/us/products/3046223>

## Classifications

### ECLASS

ECLASS-13.0	27250108
ECLASS-15.0	27250108

### ETIM

ETIM 10.0	EC000902
-----------	----------

### UNSPSC

UNSPSC 21.0	39121400
-------------	----------

# UT 4-MTD-PE - Protective conductor terminal block



3046223

<https://www.phoenixcontact.com/us/products/3046223>

## Environmental product compliance

### EU RoHS

Fulfills EU RoHS substance requirements	Yes
Exemption	6(c)

### China RoHS

Environment friendly use period (EFUP)	EFUP-50
	An article-related China RoHS declaration table can be found in the download area for the respective article under "Manufacturer declaration". For all articles with EFUP-E, no China RoHS declaration table issued and required.

### EU REACH SVHC

REACH candidate substance (CAS No.)	Lead(CAS: 7439-92-1)
SCIP	efb34c3b-0c31-4b69-ad09-744e44d5a8b0

### EF3.1 Climate Change

CO2e kg	0.031 kg CO2e
---------	---------------

Phoenix Contact 2026 © - all rights reserved  
<https://www.phoenixcontact.com>

Phoenix Contact USA  
586 Fulling Mill Road  
Middletown, PA 17057, United States  
(+717) 944-1300  
[info@phoenixcon.com](mailto:info@phoenixcon.com)